



FISCAL YEAR 2023 BUDGET

2023

1960 La Costa Ave.
Carlsbad, CA 92009
(760) 753-0155
www.lwwd.org

LEUCADIA WASTEWATER DISTRICT

FISCAL YEAR 2023 BUDGET

Board of Directors

Judy Hanson, President
Elaine Sullivan, Vice President
Chris Roesink, Director
Don Omsted, Director
Matthew Brown, Director

District Management

Paul Bushee, General Manager
Robin Morishita, Technical Services Director
Ryan Green, Finance and Administration Director
Jeff Stecker, Field Services Superintendent

District Administration Office:

1960 La Costa Avenue
Carlsbad, California 92009
Telephone: 760.753.0155
Fax: 760.753.3094
www.lwwd.org

Cover photograph taken at Stonesteps Beach by Sage Spirit Photography

LEUCADIA WASTEWATER DISTRICT

FISCAL YEAR 2023 BUDGET

TABLE OF CONTENTS

	Budget Message	i-iv
I.	Budget Summary	
	A. Wastewater Operations	1-2
	B. Recycled Water Operations	3-4
II.	Wastewater Service Charge	5
III.	Personnel	6-8
IV.	Operating Program	
	A. Wastewater Operations	
	1) Leucadia Facilities	9-13
	2) Batiquitos Joint Facilities	14-17
	B. Recycled Water Operations	18-21
	C. Administrative Services	22-27
	D. Development Services	28-29
V.	Capital Program	
	A. Capital Acquisitions	30-33
	B. Capital Improvement Projects	34-43



LEADERS IN
ENVIRONMENTAL
PROTECTION

BOARD OF DIRECTORS
JUDY HANSON, PRESIDENT
ELAINE SULLIVAN, VICE PRESIDENT
CHRIS ROESINK, DIRECTOR
DONALD F. OMSTED, DIRECTOR
MATTHEW BROWN, DIRECTOR
PAUL J. BUSHEE, GENERAL MANAGER

June 2, 2022

Leucadia Wastewater District
Board of Directors

Honorable President and Members of the Board of Directors:

I am pleased to submit the Fiscal Year 2023 (FY23) Annual Budget for the Leucadia Wastewater District (LWD or District). This budget document describes the financial resources required to fund programs necessary for the delivery of services by LWD. It includes the calculation of the wastewater service charge and identifies major revenue sources and expenditure categories.

The FY23 Budget has been designed to reflect LWD's core business functions. Expenses have been broken into two major operations: Wastewater Operations and Recycled Water Operations. In addition, administrative overhead expenses are categorized separately and allocated across the two major operations. This approach is consistent with prior LWD budgets. Also, the FY23 Budget includes a Development Services expense budget that is fully funded by developer deposits. The key elements of the FY23 Budget are summarized as follows:

REVENUES AND OTHER SOURCES OF FUNDS

Funds available for FY23 total approximately \$16.0 million, of which \$15.1 million is from revenue sources. Table 1 summarizes the major revenue sources.

Table 1

Revenue Source	Amount	% of Total
Wastewater Services Charges	\$ 11,980,350	79%
Recycled Water Sales	357,000	2%
Property Taxes	2,038,700	14%
Capacity Fees	152,670	1%
Interest Income	341,000	2%
Developer Fees	89,550	1%
Other	132,000	1%
Total Revenue	\$ 15,091,270	100%
Net Transfers from Reserves	947,266	
Total Funds Available	\$ 16,038,536	

Wastewater Operations

Revenues from wastewater service charges, LWD’s primary funding source, is projected to be \$12.0 million, which represents 79% of total revenue. Wastewater service charges are expected to increase by \$1.1 million due to a planned increase in the sewer service rate. Property tax, LWD’s second largest revenue source, is projected to be \$2.0 million and represents approximately 14% of total revenue. Property taxes are expected to increase by about \$51,000 due to increases in property valuations. Investment Income is projected at \$341,000 or approximately 2% of total income. This is an increase of \$25,000 from prior year’s budget due to the increases expected in interest rates. Developer fee and capacity fee revenues are directly related to the level of development activity in the District and will account for approximately 2% or \$242,220 of total revenue.

Recycled Water Operations

Recycled water sales revenue is projected to be \$357,000, which represents about 2% of total revenue. This is in line with the FY22 revenue budget and projection. An increase in the recycled water rate is not included in the FY23 budget and customer recycled water consumption is predicted to remain the same. The FY23 budget has been developed assuming the recycled water facility will be operational for the full year.

Reserves

It is anticipated that \$947,266 will be transferred from reserves to help cover projected capital expenditures.

USES OF FUNDS

Expenses for FY23 total \$16.0 million. Table 2 summarizes these expenses by program.

**Table 2
 Expenditure Summary**

Program Expenses	Amount	% of Total
Wastewater Operations		
Leucadia Facilities	\$ 7,482,625	46%
Batiqitos Joint Facilities	523,192	3%
Recycled Water Operations	288,223	2%
Total Operating Expenses	\$ 8,294,040	51%
Development Services	89,550	1%
Total Development Services	\$ 89,550	1%
Capital Acquisitions	576,400	4%
Capital Improvement Projects	7,078,546	44%
Total Capital Expenditures	\$ 7,654,946	48%
Total Expenses	\$ 16,038,536	100%

Operating Program Expenses

The operating expenses have been separated between the Wastewater Operations and Recycled Water Operations. The Wastewater operating expenses have been further broken out into two categories: Leucadia Facilities and Batiquitos Joint Facilities. The Leucadia Facilities operating expenses are funded solely by LWD. These expenses include collection system costs and LWD's share of the Encina regional treatment plant operating expenses. The Batiquitos Facilities include expenses associated with the jointly owned Batiquitos Pump Station and Force Main Facilities which are funded approximately 80% by LWD and 20% by the City of Encinitas. Administrative costs are allocated to each of the operating programs to reflect the actual cost of operating these facilities.

For the FY23 Operating Budget, the proposed budgeted expenses for Wastewater Operations are \$8.3 million, down about \$300,000 from the prior year. Wastewater Operations includes LWD's share of the Encina treatment plant expenses of approximately \$2.3 million, which is 15% lower compared to prior year's budget. The overall decrease is largely due to Encina pension costs decrease and lower repairs and maintenance costs, offset by inflation in insurance, fuel, electricity, Encina treatment expenses and personnel costs.

The FY23 projected operating expenses for the Recycled Water Operations total approximately \$288,000, which is a decrease of 12% from the prior year. The decrease is driven by the reduction of repairs and maintenance and professional services expenses, offset partially by personnel cost increases. The Recycled Water operating expenses remain fully funded through recycled water sales revenue.

LWD's overall Administrative Services Budget will increase approximately \$73,000 or 3% from the FY22 budget. The primary drivers of the increase are the election expense (\$60,000), financial plan update contract (\$50,000), insurance expense increase (\$46,000), and the expense associated with having a Finance and Administration Director on staff for the full fiscal year. These increases are partially offset by the reduction of the professional accounting services expense (\$107,000) and removal of the prior year's Board redistricting expense (\$30,000). The Administrative Services Budget is distributed to Leucadia Facilities, Batiquitos Joint Facilities, Recycled Water Operations and Capital Improvement Projects as administrative overhead.

Capital Program

Capital Acquisitions is a component of the LWD Capital Program Budget and represents the funding plan for the procurement of capital equipment with a purchase price greater than \$5,000 and a useful life greater than one year. The FY23 Capital Acquisition Program totals \$576,400 and includes the purchase of a replacement CCTV equipment, the replacement of carpet in half of the LWD office building, an upgrade to the SCADA system, the rehabilitation of two pump station pumps and motors, the purchase of a spare conditioning and a spare side stream pump, the replenishment of critical inventory, replacement IT hardware and software, and other critical sewer maintenance equipment.

The Capital Improvement Program (CIP) includes major capital projects that generally involve planning, permitting, engineering design, and construction. Many of these projects take multiple fiscal years to complete and when they do any remaining funding is carried forward to the following fiscal year. The total new funding appropriated in the FY23 CIP Budget is \$7.1 million and includes

funding for the wastewater and recycled water enterprises. The key components include: the Village Park 7 Pump Station Rehabilitation project (\$502,000), the 2023 Gravity Pipeline Rehabilitation project (\$682,000), the Rancho Verde Pump Station Rehabilitation project (\$419,000), the North Section Replacement of the B1 Force Main project (\$201,500), an update of the Asset Management Plan (\$150,000), the Batiquitos Pump Station Emergency Basin Inspection project (\$34,500), LWD's portion of the Encina Joint Treatment Facility capital budget (\$4.2 million), and various pipeline repair projects.

LONG-TERM DEBT OBLIGATIONS

There are currently no long-term debt financing obligations for LWD.

RESERVE TRANSFERS

When revenues exceed expenses are insufficient to cover operating and capital expenditures, funds that were previously saved for capital purchases are transferred from Capital Reserves. Approximately \$947,000 is budgeted to be transferred from the Capital Reserves to cover the Wastewater capital expenditures in FY23.

In addition, approximately \$145,400 is budgeted to be transferred from the Water Recycling Reserve.

This approach is consistent with the District's Reserve Policy and its Comprehensive Financial Plan.

The Leucadia Wastewater District staff is proud to present this budget and looks forward to implementing the programs described herein during FY23. Director of Finance & Administration Ryan Green led the effort and produced the document with the assistance of Director of Technical Services Robin Morishita, Field Services Superintendent Jeff Stecker, and Administrative Services Supervisor Trisha Hill. I would also like to acknowledge the support of Marvin Gonzalez, Tianne Baity, Ian Riffel, and Kelly Gil for their assistance in this effort. If you have any questions or need additional information in your review of the FY23 Annual Budget, please contact Ryan Green at (760) 753-0155, ext. 3012.

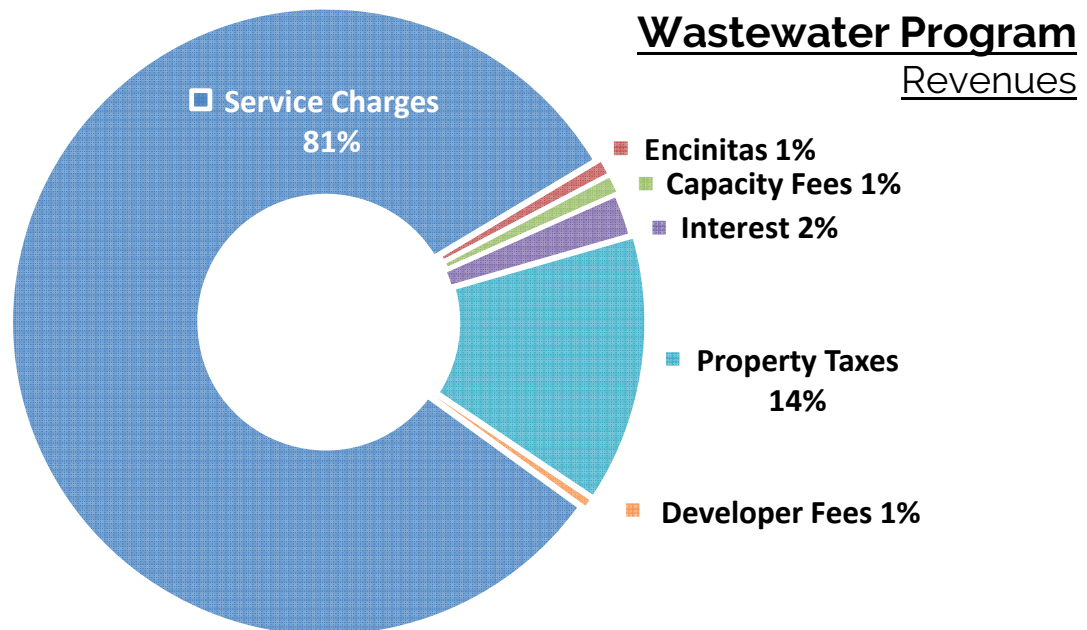
Respectfully submitted,



Paul J. Bushee
General Manager

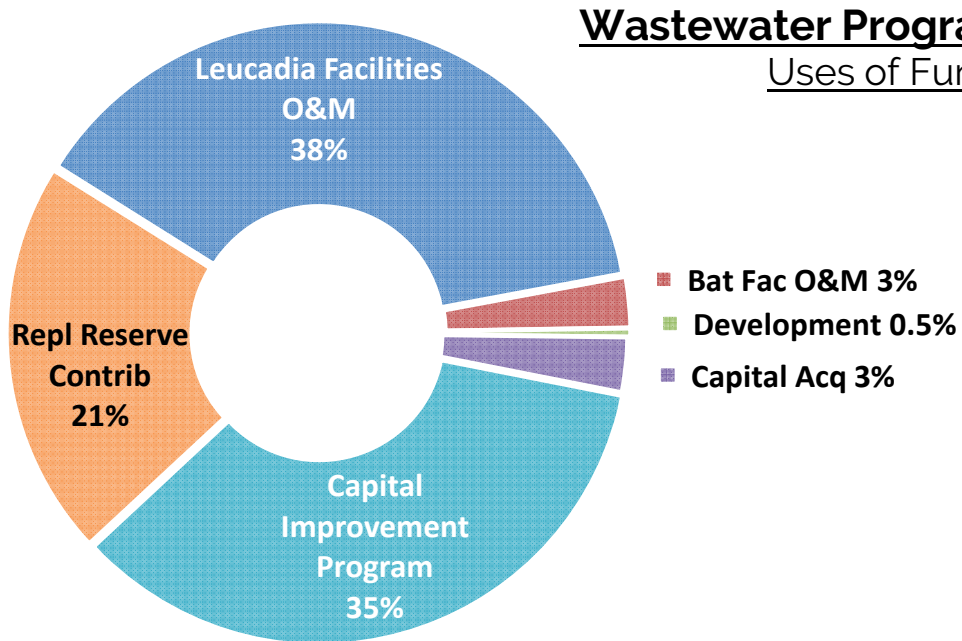
Leucadia Wastewater District Fiscal Year 2023 Operating & Capital Budgets Wastewater Program Summary

SOURCES OF FUNDS	FY 2022 BUDGET	FY 2022 PROJECTED	FY 2023 BUDGET	% Change Bud to Bud
OPERATING REVENUES				
Service Charges	\$ 10,879,991	\$ 10,872,200	\$ 11,980,350	10%
Encinitas O&M (Batiquitos Facilities)	\$ 91,800	\$ 96,700	\$ 104,600	14%
TOTAL ESTIMATED OPERATING REVENUE	\$ 10,971,791	\$ 10,968,900	\$ 12,084,950	10%
NON-OPERATING REVENUES				
Encinitas Capital (Batiquitos Facilities)	\$ 127,300	\$ 7,600	\$ 27,400	-78%
Capacity Fees	\$ 162,848	\$ 120,000	\$ 152,670	-6%
Interest Income	\$ 302,000	\$ 319,000	\$ 323,000	7%
Developer Fees	\$ 88,799	\$ 67,400	\$ 89,550	1%
Property Taxes	\$ 1,988,000	\$ 1,989,000	\$ 2,038,700	3%
TOTAL NON-OPERATING REVENUE	\$ 2,668,947	\$ 2,503,000	\$ 2,631,320	-1%
OTHER SOURCES OF FUNDS				
Transfer from Capital Replacement Reserve	\$ 3,540,198	\$ 6,905,975	\$ 4,879,676	38%
TOTAL OTHER SOURCES OF FUNDS	\$ 3,540,198	\$ 6,905,975	\$ 4,879,676	38%
TOTAL FUNDS AVAILABLE	\$ 17,180,936	\$ 20,377,875	\$ 19,595,946	14%



Leucadia Wastewater District Fiscal Year 2023 Operating & Capital Budgets Wastewater Program Summary

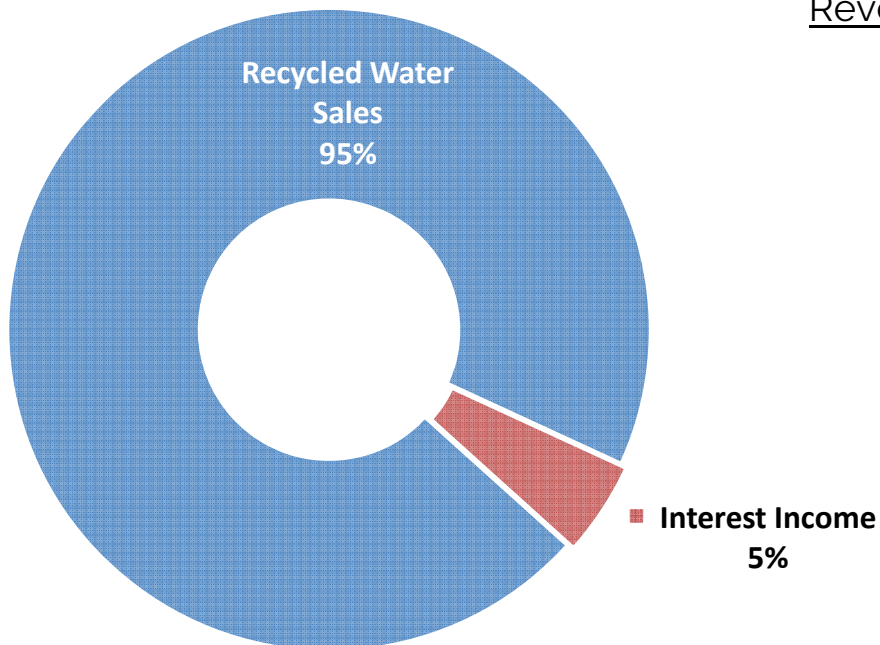
USES OF FUNDS	FY 2022 BUDGET	FY 2022 PROJECTED	FY 2023 BUDGET	% Change Bud to Bud
OPERATING EXPENSES				
Leucadia Facilities	\$ 7,784,738	\$ 6,795,051	\$ 7,482,625	-4%
Batiquitos Joint Facilities	\$ 458,880	\$ 483,439	\$ 523,192	14%
TOTAL OPERATING EXPENSES	\$ 8,243,618	\$ 7,278,490	\$ 8,005,817	-3%
DEVELOPMENT EXPENSES				
Development Expenses	\$ 88,799	\$ 67,400	\$ 89,550	1%
TOTAL DEVELOPMENT EXPENSES	\$ 88,799	\$ 67,400	\$ 89,550	1%
CAPITAL EXPENDITURES				
Capital Acquisitions	\$ 430,200	\$ 341,575	\$ 566,400	32%
Capital Improvement Projects	\$ 5,690,146	\$ 9,000,000	\$ 6,855,046	20%
TOTAL CAPITAL EXPENDITURES	\$ 6,120,346	\$ 9,341,575	\$ 7,421,446	21%
RESERVE CONTRIBUTION				
Transfer to Reserves for Capital Replacement	\$ 2,728,173	\$ 3,690,410	\$ 4,079,133	50%
TOTAL RESERVE CONTRIBUTION	\$ 2,728,173	\$ 3,690,410	\$ 4,079,133	50%
TOTAL USES OF FUNDS	\$ 17,180,936	\$ 20,377,875	\$ 19,595,946	14%



**Leucadia Wastewater District
Fiscal Year 2023 Operating & Capital Budgets
Recycled Water Program Summary**

SOURCES OF FUNDS	FY 2022 BUDGET	FY 2022 PROJECTED	FY 2023 BUDGET	% Change Bud to Bud
OPERATING REVENUES				
Recycled Water Sales	\$ 350,000	\$ 364,000	\$ 357,000	2%
TOTAL ESTIMATED OPERATING REVENUE	\$ 350,000	\$ 364,000	\$ 357,000	2%
NON-OPERATING REVENUES				
Interest Income	\$ 14,000	\$ 16,000	\$ 18,000	29%
TOTAL ESTIMATED NON-OPERATING REVENUE	\$ 14,000	\$ 16,000	\$ 18,000	29%
OTHER SOURCES OF FUNDS				
Transfer from Water Recycling Reserve	\$ 9,476	\$ -	\$ 146,723	1448%
TOTAL OTHER SOURCES OF FUNDS	\$ 9,476	\$ -	\$ 146,723	1448%
TOTAL FUNDS AVAILABLE	\$ 373,476	\$ 380,000	\$ 521,723	40%

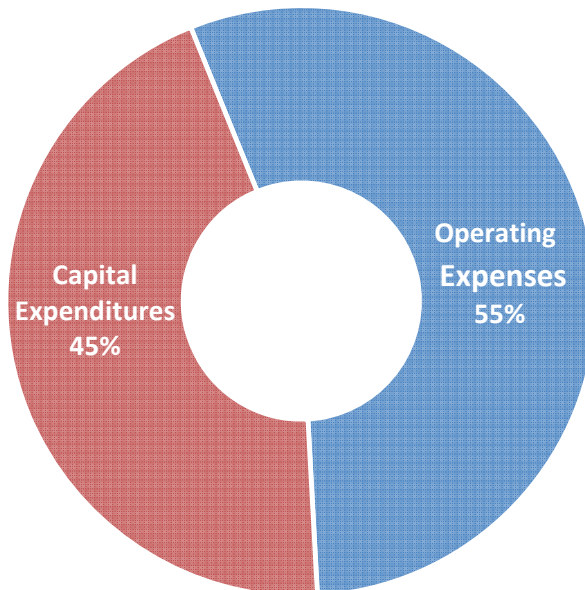
**Recycled Water Program
Revenues**



**Leucadia Wastewater District
Fiscal Year 2023 Operating & Capital Budgets
Recycled Water Program Summary**

USES OF FUNDS	FY 2022 BUDGET	FY 2022 PROJECTED	FY 2023 BUDGET	% Change Bud to Bud
OPERATING EXPENSES				
Operating Program	\$ 328,476	\$ 282,664	\$ 288,223	-12%
TOTAL OPERATING EXPENSES	\$ 328,476	\$ 282,664	\$ 288,223	-12%
CAPITAL EXPENDITURES				
Capital Acquisition	\$ 45,000	\$ 35,200	\$ 10,000	-78%
Capital Improvement Program	\$ -	\$ -	\$ 223,500	100%
TOTAL CAPITAL EXPENDITURES	\$ 45,000	\$ 35,200	\$ 233,500	419%
RESERVE CONTRIBUTION				
Transfer to Water Recycling Reserve	\$ -	\$ 62,136	\$ -	0%
TOTAL RESERVE CONTRIBUTION	\$ -	\$ 62,136	\$ -	0%
TOTAL USES OF FUNDS	\$ 373,476	\$ 380,000	\$ 521,723	40%

Recycled Water Program
Uses of Funds

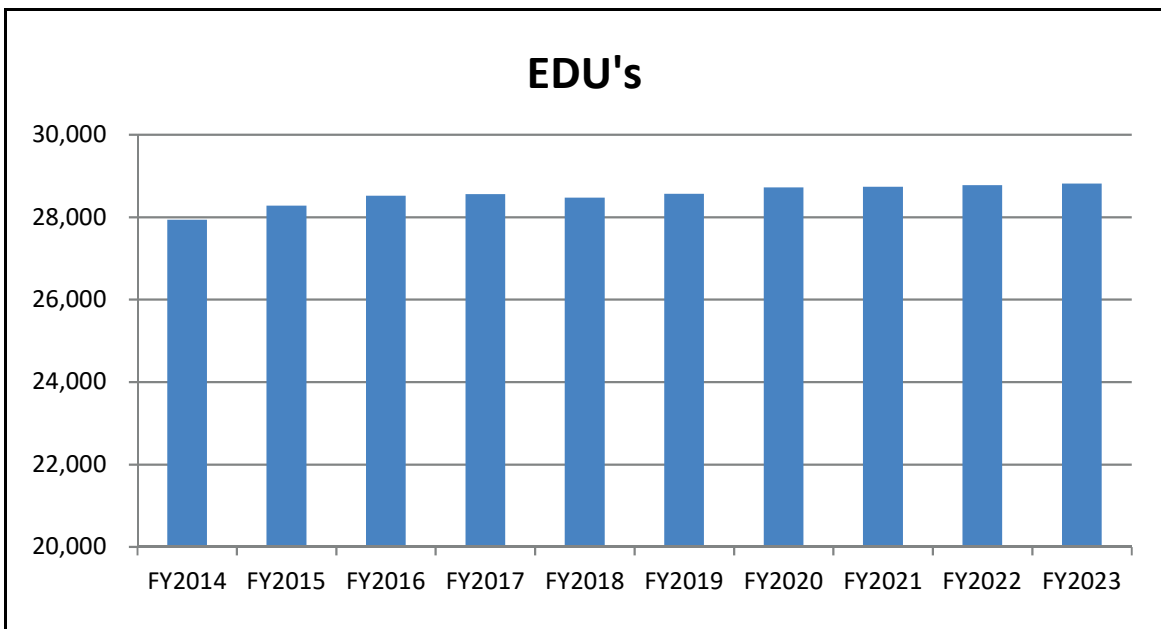


FISCAL YEAR 2023 WASTEWATER SERVICE CHARGE and EDU SUMMARY

FY 2023		
MONTHLY SERVICE CHARGE	\$	34.65
ANNUAL SERVICE CHARGE	\$	415.84
ESTIMATED EDU'S FY 2023		28,810
ESTIMATED SEWER SERVICE CHARGE REVENUE	\$	11,980,350

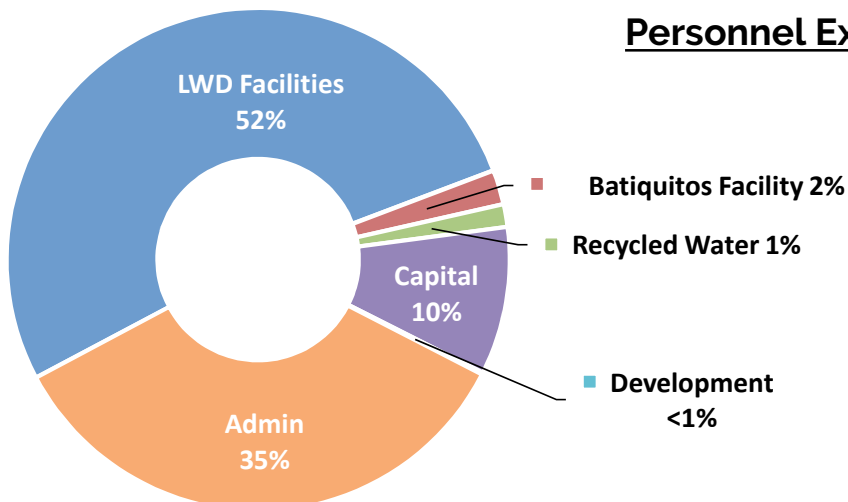
FY 2022		
MONTHLY SERVICE CHARGE	\$	31.50
ANNUAL SERVICE CHARGE	\$	378.04
ESTIMATED EDU'S FY 2022		28,780
ESTIMATED SEWER SERVICE CHARGE REVENUE	\$	10,879,991

% CHANGE IN SERVICE CHARGE	10%
-----------------------------------	------------



Leucadia Wastewater District Fiscal Year 2023 Budget Personnel Summary By Department

<u>Program</u>		<u>FY 2022 Budget</u>	<u>FY 2022 Projected</u>	<u>FY 2023 Budget</u>	<u>% Change Bud to Bud</u>
LWD Facilities:					
	Salaries	\$ 1,163,422	\$ 1,135,900	\$ 1,212,574	4%
	Benefits	\$ 931,528	\$ 857,100	\$ 939,530	1%
	Total LWD Facilities	\$ 2,094,950	\$ 1,993,000	\$ 2,152,104	3%
Batiquitos Joint Facilities:					
	Salaries	\$ 46,446	\$ 50,900	\$ 52,081	12%
	Benefits	\$ 37,234	\$ 37,600	\$ 39,862	7%
	Total Bat Joint Facilities	\$ 83,680	\$ 88,500	\$ 91,943	10%
Recycled Water Enterprise:					
	Salaries	\$ 32,603	\$ 32,400	\$ 35,782	10%
	Benefits	\$ 24,082	\$ 23,200	\$ 25,106	4%
	Total RW Enterprise	\$ 56,685	\$ 55,600	\$ 60,888	7%
Capital Program:					
	Salaries	\$ 209,540	\$ 229,400	\$ 233,969	12%
	Benefits	\$ 150,525	\$ 147,700	\$ 158,837	6%
	Total Capital Program	\$ 360,065	\$ 377,100	\$ 392,806	9%
Development:					
	Salaries	\$ 2,669	\$ 3,300	\$ 3,310	24%
	Benefits	\$ 1,730	\$ 1,700	\$ 1,840	6%
	Total Development	\$ 4,399	\$ 5,000	\$ 5,150	17%
Administration:					
	Salaries	\$ 818,506	\$ 802,300	\$ 857,513	5%
	Benefits	\$ 566,444	\$ 531,600	\$ 577,094	2%
	Total Administration	\$ 1,384,950	\$ 1,333,900	\$ 1,434,607	4%
Total Personnel Expense		\$ 3,984,729	\$ 3,853,100	\$ 4,137,498	4%

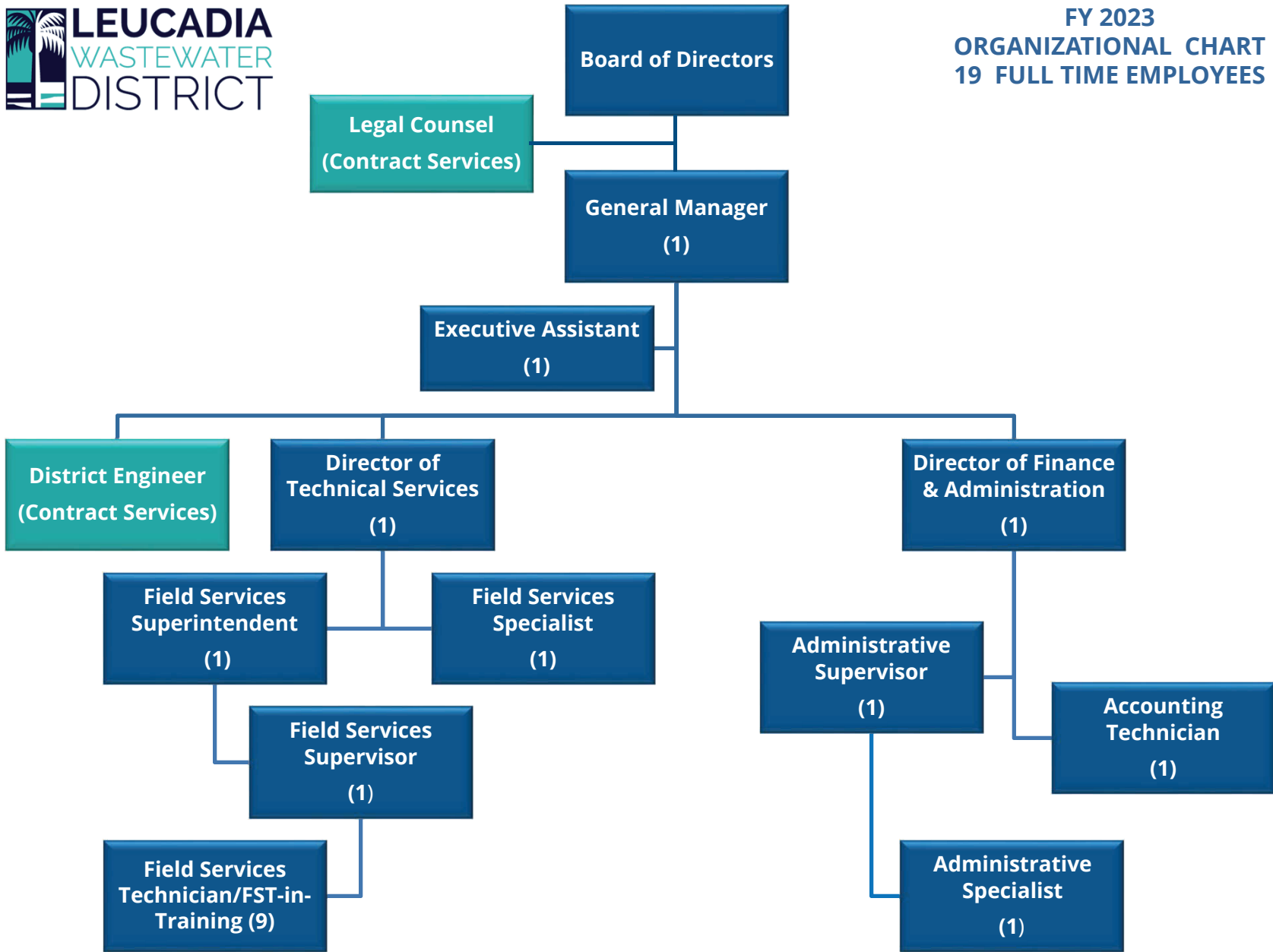


**Leucadia Wastewater District
Fiscal Year 2023 Operating & Capital Budgets
Personnel Expense Detail**

Acct #	Description	FY 2022 Budget	FY 2022 Projected	FY 2023 Budget	% Change Bud to Bud
4100	Salaries				
4110	Regular salaries	\$ 2,213,186	\$ 2,188,200	\$ 2,330,229	5%
4120	Overtime salaries	\$ 60,000	\$ 66,000	\$ 65,000	8%
	Total Salaries	\$ 2,273,186	\$ 2,254,200	\$ 2,395,229	5%
4200	Employee Benefits				
4210	F.I.C.A.	\$ 162,716	\$ 159,100	\$ 169,070	4%
4220	Medical insurance	\$ 481,376	\$ 447,900	\$ 482,849	0%
4221	Dental insurance	\$ 36,657	\$ 36,500	\$ 40,486	10%
4222	Disability insurance	\$ 15,932	\$ 15,200	\$ 16,269	2%
4223	Life insurance	\$ 5,087	\$ 4,900	\$ 5,355	5%
4224	Unemployment insurance	\$ 5,000	\$ 4,300	\$ 5,000	0%
4225	Employee assistance program (EAP)	\$ 613	\$ 700	\$ 613	0%
4226	Vision plan	\$ 4,345	\$ 4,400	\$ 4,607	6%
4230	Workers compensation insurance	\$ 52,084	\$ 46,700	\$ 58,802	13%
4231	Uniforms	\$ -	\$ 700	\$ 1,406	100%
4240	PERS, employee retirement-normal service	\$ 275,503	\$ 262,449	\$ 285,920	4%
4240	PERS, employee retirement-unfunded liability	\$ 340,766	\$ 285,600	\$ 355,816	4%
4241	OPEB - employee retirement health	\$ 5,300	\$ 6,400	\$ 7,392	39%
4245	Section 125 plan	\$ 1,300	\$ 1,300	\$ 1,400	8%
4293	Deferred Compensation Contribution	\$ 39,313	\$ 37,200	\$ 40,641	3%
	Total Benefits	\$ 1,425,992	\$ 1,313,349	\$ 1,475,626	3%
	TOTAL, SALARY & BENEFITS	\$ 3,699,178	\$ 3,567,549	\$ 3,870,855	5%
4244	PERS Additional Discretionary Payments (ADP)	\$ 285,551	\$ 285,551	\$ 266,643	-7%
	TOTAL SALARY, BENEFITS, & ADP	\$ 3,984,729	\$ 3,853,100	\$ 4,137,498	4%



FY 2023
ORGANIZATIONAL CHART
19 FULL TIME EMPLOYEES



LEUCADIA WASTEWATER DISTRICT FISCAL YEAR 2023 OPERATING BUDGET WASTEWATER OPERATIONS – LEUCADIA FACILITIES

Program Overview:

The FY23 Wastewater Operations – Leucadia Facilities Operating Budget reflects the expense associated with the collection, transmission and treatment of wastewater that is attributable to LWD only. This is LWD’s largest program and makes up the majority of LWD’s operating expenses.



The Wastewater Operations – Leucadia Facilities operating budget consists of three components: 1) Field Services Expenses (direct); 2) Administrative Expenses (support overhead); and 3) Encina Regional Treatment Facility expenses. The Field Services Department (FSD) provides the direct resources to operate the program with support from the Administrative Services Department (ASD).

Field Services Expenses: FSD is responsible for collecting and transmitting LWD wastewater to the Encina regional treatment plant where it is treated to secondary discharge standards. FSD performs continuous preventative maintenance on 200 miles of collection system. Under the Wastewater Operations – Leucadia Facilities Program, the FSD operates and maintains nine wastewater pump stations that are funded solely by LWD. FSD is also responsible for regulatory compliance functions, training functions and customer service.



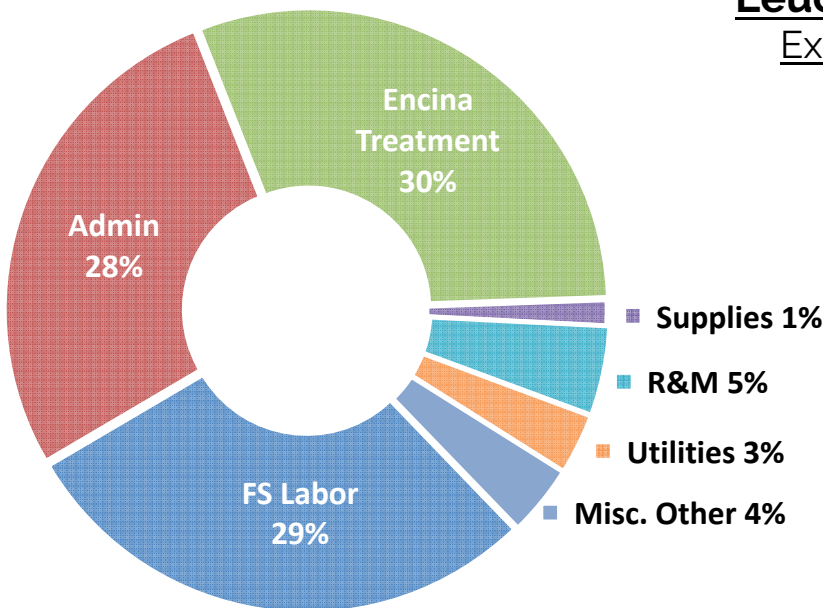
Administrative Services Expenses: ASD expenses are allocated to the Wastewater Operations – Leucadia Facilities Program to reflect expenses that support the collection and transmission of LWD wastewater. These expenses include overall staff management, as well as Board of Directors, financial, human resources and risk management support of the program.

Encina Regional Treatment Facility Operations: LWD contributes a proportionate share, based on its approximate 16.8% ownership, of the operating costs for the regional Encina Water Pollution Control Facility, which is operated by the Encina Wastewater Authority. This expense funds the treatment, resource recovery, and disposal of the wastewater generated within LWD’s service area.

**Leucadia Wastewater District
Wastewater Operations - Leucadia Facilities
Fiscal Year 2023 Operating Budget
Expense Summary**

<u>Account</u>	<u>Description</u>	<u>FY 2022 Budget</u>	<u>FY 2022 Projected</u>	<u>FY 2023 Budget</u>	<u>% Change Bud to Bud</u>
Field Services Expenses:					
Labor Expenses:					
	FS Salaries & Benefits	\$ 2,094,950	\$ 1,993,000	\$ 2,152,104	3%
Non-Labor Expenses:					
4600	Fuel	\$ 44,000	\$ 41,500	\$ 50,000	14%
4900	Office Expense	\$ 99,300	\$ 95,550	\$ 106,500	7%
5000	Operating Supplies	\$ 102,000	\$ 93,700	\$ 102,300	0%
5200	Professional Services	\$ 89,800	\$ 74,000	\$ 90,700	1%
5400	Rent/Leases	\$ 8,000	\$ 6,900	\$ 8,000	0%
5500	Repair and Maintenance	\$ 386,400	\$ 304,575	\$ 362,500	-6%
5600	Permitting & Monitoring	\$ 28,400	\$ 29,410	\$ 32,200	13%
5900	Utilities	\$ 241,800	\$ 230,000	\$ 246,100	2%
	Subtotal Other Expenses	\$ 999,700	\$ 875,635	\$ 998,300	0%
	Total Field Services Expenses	\$ 3,094,650	\$ 2,868,635	\$ 3,150,404	2%
	Administration Expenses:	\$ 2,012,188	\$ 1,839,616	\$ 2,057,621	2%
6210	Encina Treatment Expenses:	\$ 2,677,900	\$ 2,086,800	\$ 2,274,600	-15%
	Total LWD Facilities Expenses	\$ 7,784,738	\$ 6,795,051	\$ 7,482,625	-4%

**Leucadia Facilities
Expense Allocation**



**Leucadia Wastewater District
Wastewater Operations - Leucadia Facilities
Fiscal Year 2023 Operating Budget
Expense Detail**

Acct #	Description	FY 2022 Budget	FY 2022 Projected	FY 2023 Budget	% Change Bud to Bud
4600	<u>Gasoline, Oil, Fuel</u>				
20-41-0000-4610	Vehicle Gasoline, Diesel Fuel, Lubricants				
	Diesel	\$ 33,000	\$ 32,000	\$ 38,000	15%
	Gas	\$ 11,000	\$ 9,500	\$ 12,000	9%
	Total Gasoline, Oil, Fuel	\$ 44,000	\$ 41,500	\$ 50,000	14%
4900	<u>Office Expense</u>				
20-41-0000-4950	Computer Service				
	Flow & Alarm monitoring ADS Intelliserve	\$ 70,000	\$ 75,450	\$ 72,000	3%
	GIS Cloud License Fee	\$ -	\$ -	\$ 3,500	100%
	GIS Support	\$ 3,500	\$ 3,500	\$ 3,500	0%
	SCADA Support and Parts	\$ 10,000	\$ 2,000	\$ 10,000	0%
	Smart Cover H2S monitoring	\$ 6,800	\$ 6,700	\$ 6,800	0%
	Watchguard Firewall	\$ -	\$ -	\$ 2,800	100%
	WMS Comprehensive Support	\$ 9,000	\$ 7,900	\$ 7,900	-12%
	Total Office Expense	\$ 99,300	\$ 95,550	\$ 106,500	7%
5000	<u>Operating Supplies</u>				
20-41-0000-5010	Chemicals (Liquid Oxygen)	\$ 60,000	\$ 53,000	\$ 60,000	0%
20-41-0000-5020	Laundry	\$ 14,000	\$ 13,500	\$ 14,000	0%
20-41-0000-5030	Tool Replacement	\$ 4,000	\$ 4,000	\$ 4,000	0%
20-41-0000-5040	Safety Supplies/Services				
	Atmospheric Monitoring/Testing Equipment, Service, & Supplies	\$ 4,000	\$ 3,800	\$ 4,000	0%
	Commercial Driver's License / Physicals Renewals	\$ 700	\$ -	\$ 700	0%
	DOT Testing Program Administration (DATCO)	\$ 1,500	\$ 1,500	\$ 1,500	0%
	First Aid Supplies	\$ 3,000	\$ 2,800	\$ 3,000	0%
	Hearing Conservation	\$ 1,000	\$ 1,000	\$ 1,000	0%
	Personal Protective Equipment (Disposable)	\$ 6,000	\$ 6,100	\$ 6,000	0%
	Respiratory Protection Physicals/Fit Testing	\$ 2,000	\$ 2,000	\$ 2,000	0%
	Safety Shoes	\$ 3,000	\$ 3,200	\$ 3,300	10%
	SCBA Equipment	\$ 1,800	\$ 1,800	\$ 1,800	0%
	Traffic Control Devices	\$ 1,000	\$ 1,000	\$ 1,000	0%
	Total, Safety Supplies	\$ 24,000	\$ 23,200	\$ 24,300	1%
	Total Operating Supplies	\$ 102,000	\$ 93,700	\$ 102,300	0%
5200	<u>Professional Services</u>				
20-41-0000-5210	Engineering Services				
	Annual SSMP Audit	\$ 8,300	\$ 8,200	\$ 9,200	11%
	District Engineering	\$ 70,000	\$ 65,800	\$ 70,000	0%
	Specialty Engineering	\$ 10,000	\$ -	\$ 10,000	0%
	Update Safety Program Plans	\$ 1,500	\$ -	\$ 1,500	0%
	Total Professional Services	\$ 89,800	\$ 74,000	\$ 90,700	1%

**Leucadia Wastewater District
Wastewater Operations - Leucadia Facilities
Fiscal Year 2023 Operating Budget
Expense Detail**

Acct #	Description	FY 2022 Budget	FY 2022 Projected	FY 2023 Budget	% Change Bud to Bud
5400	<u>Rents, Licenses & Leases</u>				
20-41-0000-5410	Equipment Rental				
	Repair/Maintenance Equipment	\$ 1,000	\$ 800	\$ 1,000	0%
20-41-0000-5440	Easement License				
	NCTD License Fees	\$ 7,000	\$ 6,100	\$ 7,000	0%
	Total Rents and Leases	\$ 8,000	\$ 6,900	\$ 8,000	0%
5500	<u>Repair & Maintenance</u>				
20-41-0000-5510	Line Maintenance				
	Cathodic Testing	\$ 4,300	\$ 4,385	\$ 4,400	2%
	CCTV Support/Maintenance	\$ 20,000	\$ 20,000	\$ 20,000	0%
	Routine Line Repair Supplies	\$ 25,000	\$ 24,000	\$ 25,000	0%
	Smoke Testing	\$ 16,000	\$ 18,300	\$ 20,000	25%
	Vactor High Pressure Hose	\$ 6,400	\$ 6,000	\$ 6,400	0%
	Vactor Control	\$ 7,000	\$ 7,000	\$ 7,000	0%
	Water for Line Cleaning	\$ 19,000	\$ 18,000	\$ 19,000	0%
	Total, Line Maintenance	\$ 97,700	\$ 97,685	\$ 101,800	4%
20-41-0000-5520	Pump Station Repair & Maintenance				
	Electrical Services/Diagnostic Heat Testing	\$ 14,000	\$ 10,500	\$ 14,000	0%
	HVAC Service	\$ -	\$ 8,200	\$ 10,000	100%
	Odor Control Media Replacement & Testing	\$ 19,800	\$ -	\$ 19,800	0%
	Portable Trash Pump	\$ 4,500	\$ 4,200	\$ -	-100%
	Pump & Motor Repairs	\$ 30,000	\$ -	\$ 30,000	0%
	Refurbish Pump Seals	\$ 2,000	\$ 460	\$ 1,500	-25%
	Replace 2 Gas Monitors	\$ 3,500	\$ 3,600	\$ -	-100%
	Replace Odologgers/Ozone Detectors	\$ 3,300	\$ 4,500	\$ -	-100%
	Routine Pump Station Repair Supplies	\$ 10,000	\$ -	\$ 6,000	-40%
	Scaffold & Crane Services	\$ 17,500	\$ 18,350	\$ 2,500	-86%
	Standby Power System Service (Generator)	\$ 15,000	\$ 10,950	\$ 15,000	0%
	Total, Pump Station Repair & Maintenance	\$ 119,600	\$ 60,760	\$ 98,800	-17%
20-41-0000-5530	Buildings & Grounds Repair & Maintenance				
	Audio Visual	\$ 1,500	\$ -	\$ 1,500	0%
	Elevator	\$ 6,000	\$ 5,000	\$ 6,000	0%
	Fire Extinguisher Service	\$ 2,000	\$ 1,300	\$ 2,000	0%
	Garage Door Service	\$ 3,200	\$ -	\$ -	-100%
	HVAC Service	\$ 14,000	\$ 14,000	\$ 14,000	0%
	Janitorial Services	\$ 29,000	\$ 27,000	\$ 29,000	0%
	Landscaping/Water Feature/Gate Maintenance Services	\$ 20,000	\$ 18,000	\$ 20,000	0%
	Miscellaneous Buildings & Grounds Repairs	\$ 21,000	\$ 21,000	\$ 25,000	19%
	Miscellaneous Services and Small Equipment	\$ 8,000	\$ -	\$ -	-100%
	Pest Control	\$ 1,500	\$ 1,700	\$ 1,700	13%
	Plant Service	\$ 2,000	\$ 1,900	\$ 2,000	0%
	Roof and Gutter Maintenance	\$ 2,000	\$ 2,000	\$ 2,000	0%
	Security Camera Extended Service	\$ 2,000	\$ 1,980	\$ 2,000	0%
	Solar Panel Cleaning	\$ 1,500	\$ 1,500	\$ 1,500	0%
	Test Fire Sprinkler System	\$ 2,000	\$ 2,050	\$ 2,000	0%
	Trash Service	\$ 3,200	\$ 3,100	\$ 3,200	0%
	Tree Trimming	\$ 1,000	\$ -	\$ 1,000	0%
	Window Cleaning	\$ 1,000	\$ 1,000	\$ 1,000	0%
	Total, Buildings & Grounds Repair & Maintenance	\$ 120,900	\$ 101,530	\$ 113,900	-6%

**Leucadia Wastewater District
Wastewater Operations - Leucadia Facilities
Fiscal Year 2023 Operating Budget
Expense Detail**

Acct #	Description	FY 2022 Budget	FY 2022 Projected	FY 2023 Budget	% Change Bud to Bud
20-41-0000-5540	Vehicle Repair & Maintenance				
	Routine & Corrective Repairs	\$ 16,000	\$ 15,000	\$ 16,000	0%
	Tire Replacement	\$ 4,700	\$ 4,500	\$ 4,500	-4%
	Vactor Major Service	\$ 25,000	\$ 24,000	\$ 25,000	0%
	Total, Vehicle Repair & Maintenance	\$ 45,700	\$ 43,500	\$ 45,500	0%
20-41-0000-5550	Paint & Lubricants				
	HazMat Disposal	\$ 1,000	\$ -	\$ 1,000	0%
	Misc. Supplies	\$ 500	\$ 300	\$ 500	0%
	Total, Paint & Lubricants	\$ 1,500	\$ 300	\$ 1,500	0%
20-41-0000-5590	Equipment Repair & Maintenance				
	Misc. Equip. Repairs (Portable Generators, Pumps)	\$ 1,000	\$ 800	\$ 1,000	0%
	Total Repair and Maintenance	\$ 386,400	\$ 304,575	\$ 362,500	-6%
5600	<u>Monitoring and Permitting</u>				
20-41-0000-5610	Lab Analysis				
	Baseline Background Analysis	\$ 1,000	\$ 960	\$ 1,000	0%
	Beach Posting Analysis	\$ 1,500	\$ -	\$ 1,500	0%
	Total Lab Analysis	\$ 2,500	\$ 960	\$ 2,500	0%
20-41-0000-5630	Permits & Monitoring				
	Air Pollution Control District	\$ 5,600	\$ 5,500	\$ 6,400	14%
	City of Carlsbad Inspection Permit	\$ 1,500	\$ 1,500	\$ 1,500	0%
	City of Encinitas Inspection Permit	\$ 300	\$ 300	\$ 300	0%
	Collection System Permit	\$ 15,300	\$ 17,850	\$ 18,000	18%
	County Business Emergency Plan Permit	\$ 3,200	\$ 3,300	\$ 3,500	9%
	Total Permits & Monitoring	\$ 25,900	\$ 28,450	\$ 29,700	15%
	Total Monitoring and Permitting	\$ 28,400	\$ 29,410	\$ 32,200	13%
5900	<u>Utilities</u>				
20-41-0000-5920	SCADA Remote Communications	\$ 600	\$ 300	\$ 600	0%
20-41-0000-5930	Electricity, District Operations	\$ 225,000	\$ 215,000	\$ 230,000	2%
20-41-0000-5940	Water	\$ 13,000	\$ 11,400	\$ 12,000	-8%
20-41-0000-5950	USA Notification Service	\$ 3,200	\$ 3,300	\$ 3,500	9%
	Total Utilities	\$ 241,800	\$ 230,000	\$ 246,100	2%
TOTAL LEUCADIA FACILITIES EXPENSES		\$ 999,700	\$ 875,635	\$ 998,300	0%

LEUCADIA WASTEWATER DISTRICT FISCAL YEAR 2023 OPERATING BUDGET WASTEWATER ENTERPRISE – BATIQUITOS JOINT FACILITIES

Program Overview:

The FY23 Wastewater Operations – Batiquitos Joint Facilities operating budget reflects the expenses associated with the operation and maintenance of the Batiquitos Pump Station and Force Main facilities. The Batiquitos Joint Facilities are jointly owned by LWD and the City of Encinitas (Encinitas), and operating expenses are prorated based on flow. For FY23, budgeted operating expenses have been proportioned at approximately 80% for LWD and 20% for Encinitas.

The Wastewater Operations – Batiquitos Joint Facilities budget consists of two components: 1) Field Services Expenses (direct) and 2) Administrative Expenses (support overhead). The Field Services Department (FSD) provides the direct resources to operate and maintain the Batiquitos Joint Facilities with support from the Administrative Services Department (ASD). The program components are summarized as follows:

Field Services Expenses: FSD is responsible for operating the Batiquitos Joint Facilities. FSD performs preventative maintenance of the pump station and collection system, regulatory compliance functions, training functions and customer service.

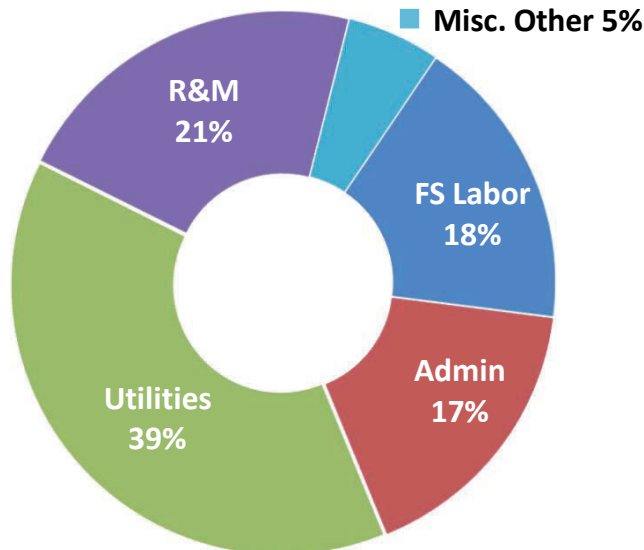


Administrative Services Expenses: ASD expenses are allocated to the Wastewater Operations – Batiquitos Joint Facilities to reflect expenses that support the operation of the Batiquitos pump station and force main facilities. These expenses include overall staff management, as well as Board of Directors, financial, human resources and risk management support of the program.

**Leucadia Wastewater District
Wastewater Operations - Batiquitos Joint Facilities
Fiscal Year 2023 Operating Budget
Expense Summary**

Account	Description	FY 2022 Budget	FY 2022 Projected	FY 2023 Budget	% Change Bud to Bud
Field Services Expenses:					
Labor Expenses:					
	FS Salaries & Benefits	\$ 83,680	\$ 88,500	\$ 91,943	10%
Non-Labor Expenses:					
4600	Fuel	\$ 1,000	\$ 750	\$ 1,000	0%
4900	Office Expense	\$ 6,000	\$ 1,000	\$ 8,250	38%
5000	Operating Supplies	\$ 500	\$ 450	\$ 500	100%
5200	Professional Services	\$ 10,000	\$ 3,200	\$ 10,000	0%
5400	Rents & Leases	\$ 5,400	\$ 21,600	\$ 5,000	-7%
5500	Repair and Maintenance	\$ 98,500	\$ 97,500	\$ 112,700	14%
5600	Permitting & Monitoring	\$ 4,100	\$ 2,100	\$ 4,100	0%
5900	Utilities	\$ 169,300	\$ 186,650	\$ 201,780	19%
	Subtotal Other Expenses	<u>\$ 294,800</u>	<u>\$ 313,250</u>	<u>\$ 343,330</u>	16%
	Total Field Services Expenses	\$ 378,480	\$ 401,750	\$ 435,273	15%
	Administration Expenses:	\$ 80,400	\$ 81,689	\$ 87,919	9%
	Total Batiquitos Joint Facilities Expenses	<u>\$ 458,880</u>	<u>\$ 483,439</u>	<u>\$ 523,192</u>	14%

Batiquitos Joint Facilities
Expense Allocation



**Leucadia Wastewater District
Wastewater Operations - Batiquitos Joint Facilities
Fiscal Year 2023 Operating Budget
Expense Detail**

Acct #	Description	FY 2022 Budget	FY 2022 Projected	FY 2023 Budget	% Change Bud to Bud
4600	<u>Fuel</u>				
20-41-0022-4610	Diesel	\$ 1,000	\$ 750	\$ 1,000	0%
	Total Fuel Expense	\$ 1,000	\$ 750	\$ 1,000	0%
4900	<u>Office Expense</u>				
20-41-0022-4950	Computer Service				
	SCADA Support and Parts	\$ 5,000	\$ -	\$ 5,000	0%
	Watchguard Firewall	\$ -	\$ -	\$ 2,250	100%
	WMS Comprehensive Support	\$ 1,000	\$ 1,000	\$ 1,000	0%
	Total Office Expense	\$ 6,000	\$ 1,000	\$ 8,250	38%
5000	<u>Operating Supplies</u>				
20-41-0022-5040	Safety Supplies/Services				
	First Aid Supplies	\$ 500	\$ 450	\$ 500	0%
	Total Operating Supplies	\$ 500	\$ 450	\$ 500	0%
5200	<u>Professional Services</u>				
20-41-0022-5210	Engineering Services				
	District Engineering	\$ 5,000	\$ 3,200	\$ 5,000	0%
	Specialty Engineering	\$ 5,000	\$ -	\$ 5,000	0%
	Total Professional Services	\$ 10,000	\$ 3,200	\$ 10,000	0%
5400	<u>Rents & Leases</u>				
20-41-0022-5410	Equipment Rental				
	Portable Pump Rental	\$ 5,400	\$ 21,600	\$ 5,000	-7%
	Total Rents and Leases	\$ 5,400	\$ 21,600	\$ 5,000	-7%

**Leucadia Wastewater District
Wastewater Operations - Batiquitos Joint Facilities
Fiscal Year 2023 Operating Budget
Expense Detail**

Acct #	Description	FY 2022 Budget	FY 2022 Projected	FY 2023 Budget	% Change Bud to Bud
5500	<u>Repair & Maintenance</u>				
20-41-0022-5510	Line Maintenance				
	Cathodic Testing	\$ 2,400	\$ 2,400	\$ 2,400	0%
	Total, Line Maintenance	\$ 2,400	\$ 2,400	\$ 2,400	0%
20-41-0022-5520	Pump Station Repair & Maintenance				
	Electrical Services	\$ 8,500	\$ 5,600	\$ 8,500	0%
	HVAC Service	\$ 6,000	\$ 5,200	\$ 6,000	0%
	Miscellaneous Services/Supplies	\$ 5,000	\$ 4,800	\$ 5,000	0%
	Odor Control Media Replacement & Testing	\$ 41,600	\$ 48,200	\$ 54,100	30%
	Pump & Motor Repairs	\$ 25,000	\$ 21,000	\$ 25,000	0%
	Replace Odaloggers	\$ 1,600	\$ 1,500	\$ 1,600	0%
	Solar Panel Cleaning	\$ 100	\$ 100	\$ 100	0%
	Standby Power System Service (generator)	\$ 3,700	\$ 2,500	\$ 3,700	0%
	Transfer Switch Testing & Electrical Heat Test	\$ 2,100	\$ 2,200	\$ 2,300	10%
	Vibrational Analysis BPS (Predictive Testing)	\$ 1,000	\$ 1,000	\$ 1,000	0%
	Total, Pump Station Repair & Maintenance	\$ 94,600	\$ 92,100	\$ 107,300	13%
20-41-0022-5530	Buildings & Grounds Repair & Maintenance				
	Landscaping Service	\$ 1,500	\$ 1,500	\$ 1,500	0%
	Miscellaneous Buildings & Grounds Repairs	\$ -	\$ 1,500	\$ 1,500	100%
	Total, Buildings & Grounds Repair & Maintenance	\$ 1,500	\$ 3,000	\$ 3,000	100%
	Total Repair & Maintenance	\$ 98,500	\$ 97,500	\$ 112,700	14%
5600	<u>Monitoring and Permitting</u>				
20-41-0022-5610	Lab Analysis				
	Lab Analysis (Baseline Background Analysis)	\$ 2,000	\$ -	\$ 2,000	0%
	Total Lab Analysis	\$ 2,000	\$ -	\$ 2,000	0%
20-41-0022-5630	Permits & Monitoring				
	APCD - Generator & Pump Emissions/Odor Control	\$ 1,500	\$ 1,500	\$ 1,500	0%
	County HazMat (Business Plan) Permit	\$ 600	\$ 600	\$ 600	0%
	Total Permits & Monitoring	\$ 2,100	\$ 2,100	\$ 2,100	0%
	Total Monitoring & Permitting	\$ 4,100	\$ 2,100	\$ 4,100	0%
5900	<u>Utilities</u>				
20-41-0022-5910	Telephone	\$ 1,800	\$ 2,150	\$ 2,280	27%
20-41-0022-5930	Batiquitos Electrical Power	\$ 166,000	\$ 183,300	\$ 198,000	19%
20-41-0022-5940	Water	\$ 1,500	\$ 1,200	\$ 1,500	0%
	Total Utilities	\$ 169,300	\$ 186,650	\$ 201,780	19%
Total Batiquitos Joint Facilities Expenses		\$ 294,800	\$ 313,250	\$ 343,330	16%

LEUCADIA WASTEWATER DISTRICT FISCAL YEAR 2023 OPERATING BUDGET RECYCLED WATER OPERATIONS

Program Overview:

The FY23 Recycled Water Enterprise Operating Budget reflects the expenses associated with the operation and maintenance of LWD's Gafner Water Recycling Facility (Gafner WRF). The Gafner WRF is a 1.0 million gallon per day facility that provides recycled water for the irrigation of the Omni La Costa Resort & Spa golf course.

The Recycled Water Enterprise budget consists of two components: 1) Fields Services Expenses (direct) and 2) Administrative Expenses (support overhead). The Field Services Department (FSD) provides the direct resources to operate and maintain the Gafner WRF with support from the Administrative Services Department (ASD). The program components are summarized as follows:

Field Services Expenses: FSD is responsible for operating the Gafner WRF. The operation consists of chemically treating and filtering secondary effluent in accordance with all public health and environmental standards. FSD performs preventative maintenance, regulatory compliance functions, training functions and customer service.

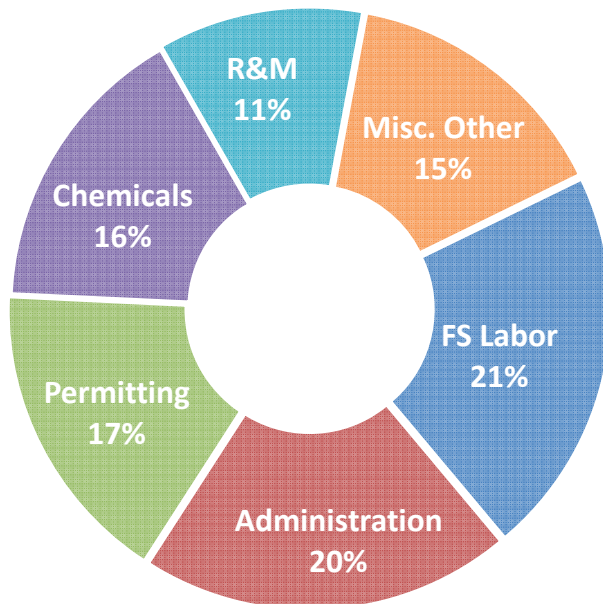
Administrative Services Expenses: ASD expenses are allocated to the Recycled Water Enterprise to reflect expenses that support the operation of Gafner WRF. These expenses include overall staff management, as well as Board of Directors, financial, human resources and risk management support of the program.



**Leucadia Wastewater District
Recycled Water Operations
Fiscal Year 2023 Operating Budget
Expense Summary**

Account	Description	FY 2022 Budget	FY 2022 Projected	FY 2023 Budget	% Change Bud to Bud
Field Services Expenses:					
Labor Expenses:					
	FS Salaries & Benefits	\$ 56,685	\$ 55,600	\$ 60,888	7%
Non-Labor Expenses:					
4900	Office Expenses	\$ 3,300	\$ 300	\$ 3,300	0%
5000	Operating Supplies	\$ 45,000	\$ 45,500	\$ 46,000	2%
5200	Professional Services	\$ 37,000	\$ -	\$ 22,000	-41%
5500	Repair and Maintenance	\$ 72,700	\$ 64,005	\$ 32,300	-56%
5600	Permitting & Monitoring	\$ 41,800	\$ 49,038	\$ 48,000	15%
5900	Utilities	\$ 17,500	\$ 16,900	\$ 17,500	0%
	Subtotal Non-Labor Expenses	\$ 217,300	\$ 175,743	\$ 169,100	-22%
	Total Field Services Expenses	\$ 273,985	\$ 231,343	\$ 229,988	-16%
	Administration Expenses:	\$ 54,491	\$ 51,321	\$ 58,235	7%
	Total Recycled Water Facility Expenses	\$ 328,476	\$ 282,664	\$ 288,223	-12%

**Recycled Water Facilities
Expense Allocation**



**Leucadia Wastewater District
Recycled Water Operations
Fiscal Year 2023 Operating Budget
Expense Detail**

Acct #	Description	FY 2022 Budget	FY 2022 Projected	FY 2023 Budget	% Change Bud to Bud
4900	<u>Office Expense</u>				
30-43-0019-4950	Computer Service				
	SCADA Support & Parts	\$ 3,000	\$ -	\$ 3,000	0%
	WMS Software Maintenance	\$ 300	\$ 300	\$ 300	0%
	Total Office Expense	\$ 3,300	\$ 300	\$ 3,300	0%
5000	<u>Operating Supplies</u>				
30-43-0019-5010	Chemicals				
	Polyalum & Sodium Hypochlorite	\$ 45,000	\$ 45,500	\$ 46,000	2%
	Total Operating Supplies	\$ 45,000	\$ 45,500	\$ 46,000	2%
5200	<u>Professional Services</u>				
30-43-0019-5210	Engineering Services				
	District Engineering	\$ 5,000	\$ -	\$ 5,000	0%
	Specialty Engineering	\$ 12,000	\$ -	\$ 12,000	0%
	Total Engineering Services	\$ 17,000	\$ -	\$ 17,000	0%
30-43-0019-5220	Legal Services				
	Legal	\$ 20,000	\$ -	\$ 5,000	-75%
	Total Legal Services	\$ 20,000	\$ -	\$ 5,000	-75%
	Total Professional Services	\$ 37,000	\$ -	\$ 22,000	-41%
5500	<u>Repair & Maintenance</u>				
30-43-0019-5580	Treatment Plant R&M				
	Calibration Services (Flow/Turbidity/Cl residual)	\$ 8,000	\$ 7,400	\$ 8,000	0%
	Electrical Heat Test	\$ 2,100	\$ 2,180	\$ 2,200	5%
	Force Main Operations	\$ 800	\$ -	\$ 800	0%
	HVAC Service	\$ 3,800	\$ 2,100	\$ 3,800	0%
	Pump & Motor Repairs	\$ 10,000	\$ -	\$ 10,000	0%
	Repaint Handrails & Equipment	\$ 33,000	\$ 35,000	\$ -	-100%
	Replace Conductivity Meter	\$ 3,500	\$ 6,825	\$ -	-100%
	Replace discharge valves on P-11 & P12 pumps	\$ 4,000	\$ 3,600	\$ -	-100%
	Routine Plant Equipment Maintenance	\$ 4,000	\$ 3,800	\$ 4,000	0%
	VFD/Electrical Services	\$ 3,500	\$ 3,100	\$ 3,500	0%
	Total Repair and Maintenance	\$ 72,700	\$ 64,005	\$ 32,300	-56%

**Leucadia Wastewater District
Recycled Water Operations
Fiscal Year 2023 Operating Budget
Expense Detail**

Acct #	Description	FY 2022 Budget	FY 2022 Projected	FY 2023 Budget	% Change Bud to Bud
5600	<u>Monitoring and Permitting</u>				
30-43-0019-5610	Lab Analysis				
	Laboratory Analysis	\$ 11,000	\$ 15,000	\$ 11,000	0%
	Total Lab Analysis	\$ 11,000	\$ 15,000	\$ 11,000	0%
30-43-0019-5630	Permits & Monitoring				
	RWQCB Discharge Permit	\$ 21,000	\$ 24,000	\$ 25,000	19%
	RWQCB Storm Water Permit	\$ 1,500	\$ 1,738	\$ 2,100	40%
	San Marcos Creek Flow Measurement	\$ 8,000	\$ 8,000	\$ 9,600	20%
	Storm Water Maintenance	\$ 300	\$ 300	\$ 300	0%
	Total Permits & Monitoring	\$ 30,800	\$ 34,038	\$ 37,000	20%
	Total Monitoring & Permitting	\$ 41,800	\$ 49,038	\$ 48,000	15%
5900	<u>Utilities</u>				
30-43-0019-5930	Encina Effluent Pump Station Electricity	\$ 17,500	\$ 16,900	\$ 17,500	0%
	Total Utilities	\$ 17,500	\$ 16,900	\$ 17,500	0%
Total Recycled Water Operation Expenses		\$ 217,300	\$ 175,743	\$ 169,100	-22%

LEUCADIA WASTEWATER DISTRICT FISCAL YEAR 2023 OPERATING BUDGET ADMINISTRATIVE SERVICES

Program Overview:

The Administrative Services Department (ASD) provides support services for LWD's core functions: the collection, transmission, and treatment of wastewater and the production of recycled water. ASD is responsible for finance, human resources, Board of Directors (Board) support, risk management, information systems, records retention, customer service, and public outreach.

ASD expenses are allocated across four programs 1) Wastewater Operations – Leucadia Facilities; 2) Wastewater Operations – Batiquitos Joint Facilities; 3) Water Recycling Operations and 4) Capital Improvement Projects. A brief summary of key Administrative Service functions is as follows:

Finance: ASD provides accounting and financial reporting functions for LWD. ASD staff monitors LWD's cash flow and processes billing, receipts, disbursements, payroll, and general transactions throughout the year. ASD oversees the investment of District reserves. The team also performs procurement functions to ensure conformance with applicable policies and procedures.



Human Resources: ASD manages all human resource functions including compensation, benefits administration, employee morale, employee training, employee hiring and discipline, and maintenance of personnel records.

Board Support: ASD's Board support functions include preparation of Board and subcommittee meeting agendas, posting public notices, meeting minutes, preparation of Board resolutions and ordinances, and coordination of conferences and travel.

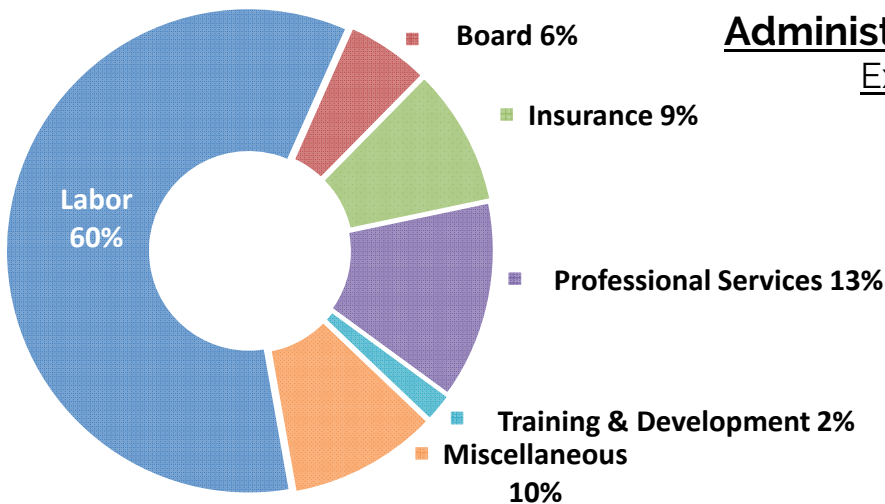
Risk Management: ASD oversees LWD's risk management functions through close coordination with the California Sanitation Risk Management Association (CSRMA). Critical risk management functions include proactively maintaining overall workplace health and safety as well as managing workers' compensation and liability issues.

Customer Service: ASD provides direct customer service by responding to inquiries, providing information, distributing material, and resolving issues. The ASD maintains a customer account database of approximately 20,700 accounts.

Community/Public Outreach Service: ASD provides community outreach service by developing and distributing biannual newsletters, press releases, informational flyers, conducting events and tours, and updating and maintaining the District's website and Facebook accounts.

Leucadia Wastewater District Administrative Services Fiscal Year 2023 Operating Budget Expense Summary

Account	Description	FY 2022 Budget	FY 2022 Projected	FY 2023 Budget	% Change Bud to Bud
Labor Expenses:					
	Admin Salaries & Benefits	\$ 1,384,950	\$ 1,333,900	\$ 1,434,607	4%
Non-Labor Expenses:					
4300	Board Support	\$ 129,100	\$ 94,650	\$ 137,400	6%
4400	Election	\$ 30,000	\$ 30,000	\$ 60,000	100%
4700	Insurance	\$ 179,800	\$ 197,620	\$ 225,425	25%
4800	Memberships	\$ 36,925	\$ 36,085	\$ 38,425	4%
4900	Office Expense	\$ 60,900	\$ 61,920	\$ 55,750	-8%
5200	Professional Services	\$ 378,800	\$ 299,670	\$ 321,800	-15%
5300	Printing/Publishing	\$ 29,600	\$ 29,700	\$ 30,000	1%
5400	Rents & Leases	\$ 10,800	\$ 7,850	\$ 9,900	-8%
5500	Repair & Maintenance	\$ 1,500	\$ -	\$ 1,500	0%
5700	Training & Development	\$ 49,500	\$ 34,600	\$ 49,000	-1%
5900	Utilities	\$ 40,300	\$ 39,400	\$ 41,300	2%
6000	LAFCO Operations	\$ 7,700	\$ 7,300	\$ 7,700	0%
	Subtotal Non-Labor Expenses	\$ 954,925	\$ 838,795	\$ 978,200	2%
	Total Admin Expenses	\$ 2,339,875	\$ 2,172,695	\$ 2,412,807	3%
Administration Allocation Schedule					
LWD Facilities					
	Labor	\$ 1,117,263	\$ 1,057,379	\$ 1,144,300	2%
	Non-Labor	\$ 894,925	\$ 782,237	\$ 913,321	2%
	Total LWD Facilities	\$ 2,012,188	\$ 1,839,616	\$ 2,057,621	2%
Batiquitos Facilities					
	Labor	\$ 44,643	\$ 46,953	\$ 48,890	10%
	Non-Labor	\$ 35,757	\$ 34,736	\$ 39,029	9%
	Total Batiquitos Facilities	\$ 80,400	\$ 81,689	\$ 87,919	9%
Recycled Water Enterprise					
	Labor	\$ 30,249	\$ 29,498	\$ 32,385	7%
	Non-Labor	\$ 24,242	\$ 21,823	\$ 25,850	7%
	Total RWE	\$ 54,491	\$ 51,321	\$ 58,235	7%
Capital Projects					
	Labor	\$ 192,796	\$ 200,069	\$ 209,032	8%
	Non-Labor	\$ -	\$ -	\$ -	-
	Total Capital	\$ 192,796	\$ 200,069	\$ 209,032	8%
	Total Admin Allocation	\$ 2,339,876	\$ 2,172,695	\$ 2,412,807	3%



**Administrative Services
Expense Allocation**

**Leucadia Wastewater District
Administrative Services
Fiscal Year 2023 Operating Budget
Expense Detail**

Acct #	Description	FY 2022 Budget	FY 2022 Projected	FY 2023 Budget	% Change Bud to Bud
4300					
<u>Directors' Expenses</u>					
01-45-0000-4310	Directors' Compensation				
	CASA Meetings	\$ 5,600	\$ 2,000	\$ 6,000	7%
	Committee Meetings	\$ 10,800	\$ 10,800	\$ 11,600	7%
	CSDA Meetings	\$ 9,600	\$ 8,200	\$ 10,000	4%
	CWEA Meetings	\$ 5,000	\$ 4,600	\$ 4,000	-20%
	Miscellaneous Meetings	\$ 1,400	\$ 1,800	\$ 1,800	29%
	Regular Board Meetings	\$ 12,000	\$ 11,800	\$ 12,000	0%
	Special Board Meetings	\$ 2,000	\$ 2,000	\$ 2,000	0%
	WateReuse Meetings	\$ 3,200	\$ -	\$ 3,000	-6%
	Total Directors' Compensation	<u>\$ 49,600</u>	<u>\$ 41,200</u>	<u>\$ 50,400</u>	2%
01-45-0000-4320	Directors' Benefits				
	Dental Insurance	\$ 2,500	\$ 2,400	\$ 3,000	20%
	Health Insurance	\$ 33,700	\$ 20,150	\$ 33,300	-1%
	Life Insurance	\$ 600	\$ 700	\$ 700	17%
	PERS	\$ 4,000	\$ 1,300	\$ 2,000	-50%
	Vision Insurance	\$ 500	\$ 400	\$ 500	0%
	Total Directors' Benefits	<u>\$ 41,300</u>	<u>\$ 24,950</u>	<u>\$ 39,500</u>	-4%
01-45-0000-4330	Directors' Conferences				
	CASA	\$ 12,000	\$ 6,800	\$ 19,000	58%
	CSDA	\$ 9,600	\$ 11,900	\$ 12,000	25%
	CWEA	\$ 8,000	\$ 6,800	\$ 6,500	-19%
	Misc. Directors' Conference	\$ 3,000	\$ 3,000	\$ 3,000	0%
	WateReuse	\$ 5,600	\$ -	\$ 7,000	25%
	Total Directors' Conferences	<u>\$ 38,200</u>	<u>\$ 28,500</u>	<u>\$ 47,500</u>	24%
	Total Directors' Expenses	<u>\$ 129,100</u>	<u>\$ 94,650</u>	<u>\$ 137,400</u>	6%
4400					
<u>Election</u>					
01-45-0000-4400	Election Expense	-	\$ -	\$ 60,000	
01-45-0000-4410	Election District Remapping Services	30,000	\$ 30,000	\$ -	
	Total Election	<u>\$ 30,000</u>	<u>\$ 30,000</u>	<u>\$ 60,000</u>	100%
4700					
<u>Insurance</u>					
01-45-0000-4710	Liability Insurance	\$ 139,600	\$ 156,000	\$ 171,600	23%
01-45-0000-4715	Property Insurance	\$ 35,200	\$ 39,820	\$ 48,825	39%
01-45-0000-4720	Self Insurance	\$ 5,000	\$ 1,800	\$ 5,000	0%
	Total Insurance	<u>\$ 179,800</u>	<u>\$ 197,620</u>	<u>\$ 225,425</u>	25%

**Leucadia Wastewater District
Administrative Services
Fiscal Year 2023 Operating Budget
Expense Detail**

Acct #	Description	FY 2022 Budget	FY 2022 Projected	FY 2023 Budget	% Change Bud to Bud
4800	<u>Memberships</u>				
01-45-0000-4810	Professional & Employees				
	Agua Hedionda World Water Day	\$ 800	\$ 750	\$ 800	0%
	Amazon	\$ 200	\$ 130	\$ 200	0%
	Batiquitos Lagoon Foundation	\$ 2,500	\$ 2,000	\$ 2,500	0%
	CA Department of Consumer Affairs	\$ -	\$ -	\$ 300	100%
	CASA	\$ 13,600	\$ 13,600	\$ 14,300	5%
	Chamber - Carlsbad	\$ 900	\$ 850	\$ 900	0%
	Chamber - Encinitas	\$ 300	\$ 300	\$ 300	0%
	CSDA	\$ 8,000	\$ 8,650	\$ 8,600	8%
	CSMFO	\$ 200	\$ 150	\$ 200	0%
	GFOA	\$ 700	\$ 620	\$ 700	0%
	SCAP	\$ 700	\$ 550	\$ 600	-14%
	SDEA	\$ 700	\$ 660	\$ 700	0%
	SHRM	\$ 300	\$ 220	\$ 300	0%
	Staples	\$ 325	\$ 325	\$ 325	0%
	WateReuse	\$ 2,300	\$ 2,280	\$ 2,300	0%
	WEF/CWEA/SWRCB	\$ 5,400	\$ 5,000	\$ 5,400	0%
	Total Memberships	\$ 36,925	\$ 36,085	\$ 38,425	4%
4900	<u>Office Expenses</u>				
01-45-0000-4910	Office and Cleaning Supplies	\$ 14,000	\$ 15,000	\$ 14,000	0%
01-45-0000-4920	Postage and Shipping	\$ 5,000	\$ 3,000	\$ 5,000	0%
01-45-0000-4925	File Archive Service	\$ 1,500	\$ 1,100	\$ 1,500	0%
01-45-0000-4930	Subscriptions:				
	CA Labor Law Posters & Required Pamphlets	\$ 200	\$ 170	\$ 200	0%
	Construction Law Manual & Public Contract Codes	\$ -	\$ 675	\$ 675	100%
	Union Tribune	\$ 1,000	\$ 1,000	\$ 1,000	0%
	Misc. Publications	\$ 800	\$ 275	\$ 225	-72%
	Total Subscriptions	\$ 2,000	\$ 2,120	\$ 2,100	5%
01-45-0000-4950	Computer Software and Misc. Hardware:				
	Accounting Software Support	\$ 8,700	\$ 4,700	\$ 5,000	-43%
	Transfer Sewer Service Data to ASCII Format	\$ 600	\$ 500	\$ 600	0%
	Citrix Virtual Apps for Remote Access	\$ 7,200	\$ 1,100	\$ 2,000	-72%
	Miscellaneous Computer Equipment	\$ 7,000	\$ 600	\$ 7,000	0%
	New "As-Built" Printer	\$ 3,500	\$ 2,400	\$ -	-100%
	Software Renewals, Maintenance & Upgrades	\$ 7,300	\$ 27,460	\$ 9,800	34%
	Update Website with Security & Feature Improvements	\$ -	\$ -	\$ 7,500	100%
	WatchGuard Wi-Fi Access Points (4)	\$ 3,000	\$ 2,890	\$ -	-100%
	Total Computer Service	\$ 37,300	\$ 39,650	\$ 31,900	-14%
01-45-0000-4960	Burglar & Fire Alarm	\$ 1,100	\$ 1,050	\$ 1,250	14%
	Total Office Expenses	\$ 60,900	\$ 61,920	\$ 55,750	-8%

**Leucadia Wastewater District
Administrative Services
Fiscal Year 2023 Operating Budget
Expense Detail**

Acct #	Description	FY 2022 Budget	FY 2022 Projected	FY 2023 Budget	% Change Bud to Bud
5200 Professional Services					
01-45-0000-5220	Legal Service				
	Board Meeting Attendance & Preparation	\$ 10,000	\$ 7,000	\$ 10,000	0%
	Misc. Legal Services	\$ 40,000	\$ 25,000	\$ 40,000	0%
	Total Legal Services	\$ 50,000	\$ 32,000	\$ 50,000	0%
01-45-0000-5225	Financial Service				
	Accounting Services	\$ 130,000	\$ 60,000	\$ 50,000	-62%
	Investment Mgmt. Services	\$ 15,000	\$ 10,000	\$ 15,000	0%
	OPEB Actuarial Services	\$ 7,000	\$ 6,200	\$ 1,800	-74%
	CalPERS Actuarial Report	\$ 800	\$ 700	\$ 800	0%
	Total Financial Services	\$ 152,800	\$ 76,900	\$ 67,600	-56%
01-45-0000-5226	Network Support/Consulting Services				
	Managed Services	\$ 20,500	\$ 3,150	\$ 15,000	-27%
	Network Intrusion Testing	\$ 400	\$ -	\$ 500	25%
	Routine/Emergency Network Maintenance	\$ 30,000	\$ 55,000	\$ 33,000	10%
	Webcam Services	\$ -	\$ 1,920	\$ 2,000	100%
	Total Network Support/Consulting Services	\$ 50,900	\$ 60,070	\$ 50,500	-1%
01-45-0000-5227	Management Support Services				
	General Services	\$ 37,000	\$ 39,200	\$ 25,000	-32%
	Salary and Benefit Survey	\$ -	\$ -	\$ 30,000	100%
	Strategic Planning Facilitator	\$ 5,100	\$ 6,200	\$ 10,000	96%
	Total Management Support Services	\$ 42,100	\$ 45,400	\$ 65,000	54%
01-45-0000-5240	Auditor	\$ 24,000	\$ 27,700	\$ 27,700	15%
01-45-0000-5250	Bank Fees	\$ 1,000	\$ 2,000	\$ 3,000	200%
01-45-0000-5260	Public Information				
	Outreach Program	\$ 52,000	\$ 48,000	\$ 52,000	0%
	Teacher Grant Program	\$ 6,000	\$ 7,600	\$ 6,000	0%
	Total Public Information	\$ 58,000	\$ 55,600	\$ 58,000	0%
	Total Professional Services	\$ 378,800	\$ 299,670	\$ 321,800	-15%
5300 Printing & Publishing					
01-45-0000-5310	Advertising	\$ 4,600	\$ 8,700	\$ 5,000	9%
01-45-0000-5320	Printing (Newsletter Publishing)	\$ 25,000	\$ 21,000	\$ 25,000	0%
	Total Printing & Publishing	\$ 29,600	\$ 29,700	\$ 30,000	1%

**Leucadia Wastewater District
Administrative Services
Fiscal Year 2023 Operating Budget
Expense Detail**

Acct #	Description	FY 2022 Budget	FY 2022 Projected	FY 2023 Budget	% Change Bud to Bud
5400	<u>Rents & Leases</u>				
01-45-0000-5420	Office Equipment Rental				
	Postage Meter	\$ 800	\$ 850	\$ 900	13%
	Copier Lease/Maintenance Contract	\$ 10,000	\$ 7,000	\$ 9,000	-10%
		\$ 10,800	\$ 7,850	\$ 9,900	-8%
	Total Rents & Leases	\$ 10,800	\$ 7,850	\$ 9,900	-8%
5500	<u>Repair & Maintenance</u>				
01-45-0000-5570	Office Equipment Repair & Maintenance				
	Telephone Equipment	\$ 500	\$ -	\$ 500	0%
	Computers, Printers, Fax	\$ 1,000	\$ -	\$ 1,000	0%
	Total Repairs & Maintenance	\$ 1,500	\$ -	\$ 1,500	0%
5700	<u>Training and Development</u>				
01-45-0000-5710	Training, Education & Conferences	\$ 38,500	\$ 25,000	\$ 38,000	-1%
01-45-0000-5735	Employee Recognition	\$ 9,000	\$ 7,800	\$ 9,000	0%
01-45-0000-5740	Meeting Supplies	\$ 2,000	\$ 1,800	\$ 2,000	0%
	Total Travel & Conferences	\$ 49,500	\$ 34,600	\$ 49,000	-1%
5900	<u>Utilities</u>				
01-45-0000-5910	Telephone				
	Answering Service	\$ 1,300	\$ 1,200	\$ 1,300	0%
	Cellular Phone Service	\$ 14,000	\$ 14,000	\$ 14,000	0%
	Elevator/Emergency Phone Service	\$ 3,000	\$ 3,800	\$ 4,000	33%
	Telephone/Internet Service	\$ 20,000	\$ 18,900	\$ 20,000	0%
	Web Page Hosting	\$ 2,000	\$ 1,500	\$ 2,000	0%
	Total Utilities	\$ 40,300	\$ 39,400	\$ 41,300	2%
6000	<u>Unclassified</u>				
01-45-0000-6100	LAFCO Operations	\$ 7,700	\$ 7,300	\$ 7,700	0%
	Total Unclassified	\$ 7,700	\$ 7,300	\$ 7,700	0%
TOTAL ADMINISTRATION EXPENSES		\$ 954,925	\$ 838,795	\$ 978,200	2%

LEUCADIA WASTEWATER DISTRICT FISCAL YEAR 2023 BUDGET DEVELOPMENT

Program Overview:

The FY23 Development Budget reflects the expenses associated with new development as it relates to the connection into the LWD's Sewer System. LWD development projects can range in scope from the connection of a sewer lateral from a single-family residence to the construction of new sewer mains and lateral connections from a large residential development. The variability in size and scope as well as the irregularity of development projects support having a separate Development Budget. LWD Ordinance No. 139 stipulates that expenses for new development are to be paid for by the developer. The Development Budget consists of the following components:



Field Services Expenses: Field Services Department (FSD) staff is responsible for support functions associated with the connection of sewer service for new development. FSD support functions include the processing of requests for new connections and sewer pipelines to ensure compliance with LWD's Standard Specifications. All staff time associated with development activities is funded by the developer.

Professional Services: LWD outsources engineering and inspection services. Engineers and inspectors work closely with LWD staff to review plans and specifications and inspect new facilities to ensure compliance with LWD's Standard Specifications. All engineering service fees associated with development activities are funded by the developer.



**Leucadia Wastewater District
Development Services
Fiscal Year 2023 Operating Budget
Expense Summary**

<u>Account</u>	<u>Description</u>	<u>FY 2022 Budget</u>	<u>FY 2022 Projected</u>	<u>FY 2023 Budget</u>	<u>% Change Bud to Bud</u>
Development Expenses:					
Labor:					
	Salaries & Benefits	\$ 4,399	\$ 5,000	\$ 5,150	17%
Non-Labor Expenses:					
5200	Professional Services				
5210	District Engineering Services	\$ 60,000	\$ 40,000	\$ 60,000	0%
5220	Legal Services	\$ 4,000	\$ 2,000	\$ 4,000	0%
5221	LAFCO Fees - Annexation	\$ 19,500	\$ 19,500	\$ 19,500	0%
5222	State Board - Annexation Fees	\$ 900	\$ 900	\$ 900	0%
	Total Professional Services	\$ 84,400	\$ 62,400	\$ 84,400	0%
	Total Development Expenses	\$ 88,799	\$ 67,400	\$ 89,550	1%

LEUCADIA WASTEWATER DISTRICT FISCAL YEAR 2023 CAPITAL BUDGET CAPITAL ACQUISITIONS

Program Overview:

The District's Capital Acquisition Program funds the purchase and procurement of equipment and facilities that typically have a value greater than \$5,000 and a useful life greater than one year. These expenditures are of a lesser magnitude than capital construction projects, which is why they are separate from the District's annual Capital Improvement Program.

Wastewater Facilities equipment purchases and facilities are funded through non-operating revenues and capital replacement reserves.

Recycled water sales and the water recycling reserve are used to fund recycled water facilities equipment purchases, as needed. Water recycling expenditures do not affect the District's sewer service charge.



For the Wastewater Facilities, key components of the FY23 Capital Acquisition Program include the purchases of new CCTV replacement equipment, the partial replacement of the facility carpet, upgrades to the SCADA system, the rehabilitation of two pumps at Batiquitos, a spare side stream pump, various IT hardware, and critical inventory.

**Leucadia Wastewater District
Fiscal Year 2023 Capital Budget
Capital Acquisition Expense Summary**

Account	Description	FY 2022 Budget	FY 2022 Projected	FY 2023 Budget	% Change Bud to Bud
Wastewater (LWD Facilities)					
6310	Vehicle Acquisition	\$ 100,000	\$ 32,000	\$ 185,000	85%
6320	Buildings & Grounds	\$ 29,500	\$ 13,265	\$ 65,000	120%
6350	Sewer Maintenance Equipment	\$ 156,400	\$ 143,460	\$ 41,000	-74%
6360	Office Equipment	\$ 28,000	\$ 45,150	\$ 135,200	383%
6380	Pump Station Equipment	\$ 96,300	\$ 84,500	\$ 51,000	-47%
Wastewater (Batiqitos Facilities)					
6380	Bat. Pump Station Equipment	\$ 20,000	\$ 23,200	\$ 89,200	346%
Total Wastewater Facilities		\$ 430,200	\$ 341,575	\$ 566,400	32%
Recycled Water					
6390	AWT Equipment	\$ 45,000	\$ 35,200	\$ 10,000	-78%
Total Recycled Water Facilities		\$ 45,000	\$ 35,200	\$ 10,000	-78%
Total Capital Acquisitions		\$ 475,200	\$ 376,775	\$ 576,400	21%

**Leucadia Wastewater District
Fiscal Year 2023 Capital Budget
Capital Acquisition Expense Detail**

Acct #	Description	FY 2022 Budget	FY 2022 Projected	FY 2023 Budget	% Change Bud to Bud
6300	Capital Acquisitions				
Wastewater (Leucadia Facilities)					
50-99-0000- 6310	Vehicle Acquisition				
	CCTV Van Retrofit	\$ -	\$ -	\$ 185,000	100%
	1 Ton Flatbed Truck with Crane (Easement)	\$ 100,000	\$ 32,000	\$ -	-100%
	Subtotal Vehicle Acquisition	\$ 100,000	\$ 32,000	\$ 185,000	85%
50-99-0000- 6320	Buildings & Grounds				
	Carpet Replacement	\$ -	\$ -	\$ 50,000	100%
	Misc. Equipment	\$ 15,000	\$ -	\$ 15,000	0%
	HVAC Rehabilitation	\$ 14,500	\$ 13,265	\$ -	-100%
	Subtotal Buildings & Grounds	\$ 29,500	\$ 13,265	\$ 65,000	120%
50-99-0000- 6350	Sewer Maintenance Equipment				
	Replace CCTV Equipment	\$ 20,000	\$ 20,500	\$ 20,000	0%
	Critical Inventory (Domes/Rings/Couplings)	\$ 16,000	\$ 14,000	\$ 16,000	0%
	Vactor Nozzle Kit	\$ 5,000	\$ 3,300	\$ 5,000	0%
	Emergency By-pass to Replace Big Blue	\$ 110,000	\$ 100,460	\$ -	100%
	Arrow Board	\$ 5,400	\$ 5,200	\$ -	100%
	Subtotal Sewer Maintenance Equipment	\$ 156,400	\$ 143,460	\$ 41,000	-74%
50-99-0000- 6360	Office Equipment				
	Upgrade SCADA System	\$ -	\$ -	\$ 70,000	100%
	SharePoint Upgrade (2013 to 2019)	\$ -	\$ -	\$ 25,000	100%
	New Dell VM Host Servers (2)	\$ -	\$ -	\$ 24,500	100%
	New Dell Optiplex Workstations (4)	\$ -	\$ -	\$ 9,900	100%
	New Dell Laptops (2)	\$ -	\$ -	\$ 5,800	100%
	NetApp Storage Area Network & Cisco Switch	\$ 20,500	\$ 20,400	\$ -	-100%
	Refurbished Dell Server	\$ -	\$ 17,250	\$ -	100%
	Optimize Radio Communications	\$ 7,500	\$ 7,500	\$ -	100%
	Subtotal Office Equipment	\$ 28,000	\$ 45,150	\$ 135,200	383%

**Leucadia Wastewater District
Fiscal Year 2023 Capital Budget
Capital Acquisition Expense Detail**

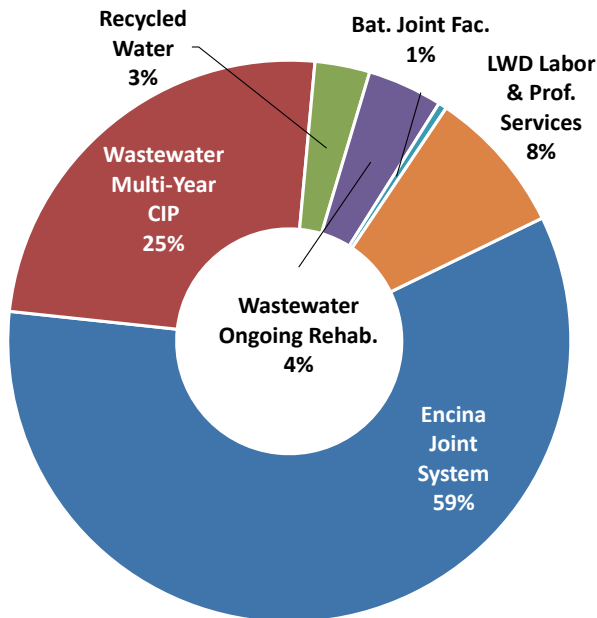
Acct #	Description	FY 2022 Budget	FY 2022 Projected	FY 2023 Budget	% Change Bud to Bud
50-99-0000- 6380	Pump Station Equipment				
	Purchase Spare Side Stream Pump	\$ -	\$ -	\$ 25,000	100%
	Misc. Equipment	\$ 20,000	\$ 8,000	\$ 20,000	0%
	Replace Avocado & Diana Main Disconnect Breakers	\$ 6,000	\$ -	\$ 6,000	0%
	Rebuilt Muffin Monster	\$ 35,000	\$ 34,500	\$ -	-100%
	Replace RV PS Submersible Pump	\$ 22,000	\$ 22,000	\$ -	-100%
	Saxony Pump Rebuild	\$ -	\$ 15,000	\$ -	100%
	Replace Isolation Valves, Avocado Pump Station	\$ 5,100	\$ 5,000	\$ -	-100%
	Subtotal Pump Station Equipment	\$ 96,300	\$ 84,500	\$ 51,000	-47%
<u>Wastewater (Batiquitos Joint Facilities)</u>					
50-99-0022- 6380	Pump Station Equipment				
	Rehab Pumps (2) & Motors	\$ -	\$ -	\$ 46,000	100%
	Purchase Spare Conditioning Pump	\$ -	\$ -	\$ 23,200	100%
	Misc. Equipment	\$ 20,000	\$ 23,200	\$ 20,000	0%
	Subtotal Batiquitos Joint Facilities Equipment	\$ 20,000	\$ 23,200	\$ 89,200	346%
TOTAL WASTEWATER FACILITIES		\$ 430,200	\$ 341,575	\$ 566,400	32%
<u>Recycled Water Facilities</u>					
50-99-0019- 6390	AWT Equipment				
	Misc. Equipment	\$ 10,000	\$ -	\$ 10,000	100%
	Reclaimed Water Supply Pumps	\$ 22,500	\$ 22,500	\$ -	-100%
	AWT - Replace AC Unit	\$ 12,500	\$ 12,700	\$ -	100%
	Subtotal AWT Equipment	\$ 45,000	\$ 35,200	\$ 10,000	-78%
TOTAL RECYCLED WATER FACILITIES		\$ 45,000	\$ 35,200	\$ 10,000	-78%
Total Capital Acquisitions		\$ 475,200	\$ 376,775	\$ 576,400	21%

LEUCADIA WASTEWATER DISTRICT FISCAL YEAR 2023 CAPITAL BUDGET CAPITAL IMPROVEMENT PROGRAM

Program Overview

The Capital Improvement Program (CIP) represents a plan for all improvements to the existing Leucadia Wastewater District’s infrastructure and facilities, including additions, replacement and rehabilitation. The Asset Management Plan (AMP) serves as the District’s infrastructure replacement and rehabilitation plan. Included with the AMP is a 20-year CIP Financial Plan that provides an estimate of the expenditures needed to improve and maintain the facilities up to 2037. The CIP budget attempts to integrate all of the planning aspects of the AMP and the CIP Financial Plan into a document that serves as a tool to provide management control of capital expenditures.

The Fiscal Year 2023 (FY23) CIP continues the capital budgeting approach established in FY04. The funds appropriated in prior fiscal years for certain CIP projects, that have not been expended, will be carried over into FY23. The purpose of the carryover is twofold: 1) to avoid re-budgeting the same funds for those projects that will overlap fiscal years and 2) to allow better financial management of the CIP. Prior appropriations will be carried over for only those identified CIP projects that have a finite life and not for annual unspecified rehabilitation or repair projects, professional services, or LWD Labor. The FY23 Budget includes carryover appropriations for the Diana Pump Station Upgrade, FY22 Gravity Pipeline Rehabilitation, Poinsettia Station Gravity Pipeline, Encina Capital Improvement Projects, North San Diego Water Reuse Coalition (NSDWRC) and the B1 Force Main North Section Replacement Projects. An additional appropriation is added in FY23 for the construction of the Village Park No. 7 Pump Station Replacement Project. In addition, new appropriations are included for the Asset Management Plan Update, the FY23 Gravity Pipeline Rehabilitation, the Rancho Verde Pump Station Rehabilitation, and the Batiquitos Pump Station Emergency Basin Inspection Projects.



The CIP is separated into the following categories: Wastewater Enterprise Multi-year CIP Projects, Wastewater Enterprise Ongoing Rehabilitation, Batiquitos Jointly Owned Facilities, Encina Joint System Capital Program, Recycled Water Program, Professional Services, and LWD Labor. The Wastewater Enterprise Multi-year CIP and Batiquitos Jointly Owned Facilities Projects are designed to meet the District’s major rehabilitation and replacement needs. Due to the increase in Closed Circuit Television (CCTV) Inspections, LWD also maintains an Ongoing Rehabilitation program to immediately perform urgent capital repairs to manholes and sewer lines when necessary. The Encina Joint System Capital Program items reflect LWD’s commitment, as a joint owner of the Encina Joint System, to the replacement and expansion of those treatment facilities. The Professional Services account funds outsourced engineering service. LWD Labor reflects the level of staff effort needed to implement and

administer the CIP. The pie chart summarizes the costs associated with each of the components. The following pages summarize the specific CIP Projects that are ongoing or proposed for FY23.

**LEUCADIA WASTEWATER DISTRICT
CAPITAL PROGRAM - CAPITAL IMPROVEMENT PROJECT APPROPRIATIONS SUMMARY
FISCAL YEAR 2023**

Location Code	Projects	Prior Appropriations	Projected Cumulative Expenditures	Projected Remaining Appropriations	Projected Carryover	FY 2023 Appropriation	Projected Remaining CIP Appropriation
		1	2	3 = (1 - 2)	4	5	6 = (4 + 5)
Wastewater Program							
<i>Leucadia Facilities Multi-year CIP:</i>							
0368	Asset Management Plan Update	\$ -	\$ -	\$ -	\$ -	\$ 150,000	\$ 150,000
0372	Diana Pump Station Upgrade	\$ 564,800	\$ 59,838	\$ 504,962	\$ 504,962	\$ -	\$ 504,962
0380	FY 2022 Gravity Pipeline Rehabilitation	\$ 400,000	\$ 342,847	\$ 57,153	\$ 57,153	\$ -	\$ 57,153
0381	Village Park 7 Pump Station Rehabilitation	\$ 415,000	\$ 62,481	\$ 352,519	\$ 352,519	\$ 502,000	\$ 854,519
0382	FY 2023 Gravity Pipeline Rehabilitation	\$ -	\$ -	\$ -	\$ -	\$ 682,000	\$ 682,000
0383	Rancho Verde Pump Station Rehabilitation	\$ -	\$ -	\$ -	\$ -	\$ 419,000	\$ 419,000
	Leucadia Multi-year CIP Total:	\$ 1,379,800	\$ 465,166	\$ 914,634	\$ 914,634	\$ 1,753,000	\$ 2,667,634
<i>Leucadia Facilities Ongoing Rehabilitation:</i>							
0077	Misc. Pipeline/Manhole/PS Rehabilitation	\$ 411,500	\$ 30,705	\$ 380,795	n/a	\$ 205,000	\$ 205,000
0323	Lateral Repl. / Backflow Preventer Program	\$ 207,000	\$ 40,513	\$ 166,487	n/a	\$ 100,000	\$ 100,000
	Leucadia Rehab Total:	\$ 618,500	\$ 71,218	\$ 547,282	n/a	\$ 305,000	\$ 305,000
<i>Batiquitos Joint Facilities:</i>							
0361	Poinsettia Station Gravity Pipeline Project	\$ 1,040,000	\$ 1,030,141	\$ 9,859	\$ 9,859	\$ -	\$ 9,859
0384	Batiquitos Emergency Basin Inspection	\$ -	\$ -	\$ -	\$ -	\$ 34,500	\$ 34,500
	Jointly-Owned Facilities Total:	\$ 1,040,000	\$ 1,030,141	\$ 9,859	\$ 9,859	\$ 34,500	\$ 44,359
0072	<i>Encina Joint System:</i>						
	Capital Improvement Projects	\$ 9,913,869	\$ 8,286,069	\$ 1,627,800	\$ 1,612,800	\$ 3,917,106	\$ 5,529,906
	Planned Asset Replacement	\$ 350,790	\$ 350,790	\$ -	n/a	\$ 193,794	\$ 193,794
	Capital Acquisitions	\$ 116,878	\$ 116,878	\$ -	n/a	\$ 59,808	\$ 59,808
	EWA Capital Program Total	\$ 10,381,537	\$ 8,753,737	\$ 1,627,800	\$ 1,612,800	\$ 4,170,708	\$ 5,783,508
Recycled Water Program							
<i>Recycled Water Projects:</i>							
0328	North SD Water Reuse Coalition Project	\$ 408,000	\$ 363,440	\$ 44,560	\$ 44,560	\$ 22,000	\$ 66,560
0367	B1 Force Main - North Section Replacement	\$ 526,500	\$ 22,939	\$ 503,561	\$ 503,561	\$ 201,500	\$ 705,061
	Recycled Water Program Total	\$ 934,500	\$ 386,379	\$ 548,121	\$ 548,121	\$ 223,500	\$ 771,621
0302	Professional Services	\$ 20,000	\$ 259	\$ 19,742	n/a	\$ 25,000	\$ 25,000
0499	LWD Labor	\$ 517,861	\$ 538,532	\$ (20,671)	n/a	\$ 566,838	\$ 566,838
	CAPITAL PROGRAM TOTAL	\$ 14,892,198	\$ 11,245,431	\$ 3,646,767	\$ 3,085,414	\$ 7,078,546	\$ 10,163,960

**LEUCADIA WASTEWATER DISTRICT
FISCAL YEAR 2023 CAPITAL BUDGET
CAPITAL IMPROVEMENT PROGRAM DETAIL SUMMARY**

Wastewater Enterprise Multi-year CIP

Asset Management Plan Update (Location Code No. 0368)

The AMP, completed in June 2008 and most recently updated in 2018, was developed as result of the District’s transition from a “growth” mode for capital projects to a “replacement” mode. The AMP identifies near-term (5-year) projects and associated cost estimates for the Capital Improvement Program and predicts long-term expenditures (out to 20 years) for integration into the District’s Financial Plan. The 2018 AMP Update is in its fourth year of implementation and requires updating. The amount appropriated is to complete the update.

FY23 Total Appropriation **\$150,000**

Diana Pump Station Upgrade (Location Code No. 0372)

The Diana Pump Station was constructed as a submersible pump station in 2010. The 2018 AMP recommended that an upgrade of the pump station be completed to include pump control upgrade, replacement of the main breaker and pump replacement. Currently, the pump station does not have an emergency generator for operation during a loss of power. An unused property belonging to the Beachwalk Home Owner’s Association (HOA) that is adequately sized for an emergency generator exists across the street. The District has presented the HOA with an offer to obtain an easement on the property for the generator and is working to reach a purchase agreement for the easement. There are sufficient funds appropriated to obtain the easement, complete project design and initiate construction. An additional appropriation will be requested in the future to complete project construction. However, no additional appropriation is required for FY23.

FY23 Appropriation **None**

FY2022 Gravity Pipeline Rehabilitation (Location Code No. 0380)

The Board of Directors awarded the construction of the FY22 Gravity Pipeline Rehabilitation Project in December 2021. This project uses the open trench method to install five new manholes, one spot repair and to complete two pipeline abandonments. The Notice to Proceed was issued in January 2022. Construction of the project is ongoing. There is sufficient funding to complete the project and no additional appropriation is needed for FY23.

FY23 Appropriation **None**

Village Park No. 7 Pump Station Replacement (Location Code No. 0381)

The 2019 Pump Station Assessment conducted by Infrastructure Engineering Corporation recommended the replacement the Village Park No. 7 (VP7) Pump Station because it is approaching its 50 year design life. The pump station was installed in 1973 and is a Smith and Loveless metal can packaged pump station. Because it is nearing the end of its useful life, the mechanical, electrical and structural components require replacement. Instead of rehabilitating the current station, the Pump Station Assessment recommended that the VP7 Pump Station be replaced. During preliminary project design, the installation of an Environment One Corporation (E/One) Grinder Pump Station System was selected as a cost effective alternative to a submersible pump station. The installation of the E/One system will require the slip lining of a previously abandoned 6-inch asbestos concrete pipe force main. The project will increase collection system resiliency, reliability and efficiency and provide a safer working environment for field services staff. The FY23 appropriation is to complete project design and construction.



FY 23 Appropriation

\$502,000

FY2023 Gravity Pipeline Rehabilitation (Location Code No. 0382)



Field Services Staff continues to conduct Closed Circuit Television (CCTV) inspections of the collection system. As a result, significant defects are continuously being discovered in numerous pipeline segments and manholes that require rehabilitation or repair to prevent Sanitary Sewer Overflows (SSO). Staff uses the Repair Priority List to maintain gravity pipeline and manhole defects requiring repair or rehabilitation. Staff has implemented a system of alternating fiscal year projects between open trench construction and both Cured-In-Place Pipe (CIPP) and Cured-In-Place Manhole (CIPM) Lining methods to correct defects. The FY23 Gravity Pipeline Rehabilitation Project will use the CIPP construction method to correct defects discovered

during CCTV inspections. The project includes full CIPP lining of 35 pipeline segments and installation of two new sewer manholes. The manholes will replace existing sewer cleanouts or stub outs that cause infiltration, have root intrusion, no access, or a combination of the three. The FY23 appropriation is for project design, soft costs and construction.

FY23 Appropriation

\$682,000

Rancho Verde Pump Station Rehabilitation (Location Code No. 0383)

The 2019 Pump Station Assessment conducted by Infrastructure Engineering Corporation (IEC) recommended the rehabilitation of the Rancho Verde Pump Station (RVPS). RVPS is a submersible pump station construction in 1996. The project includes mechanical and electrical upgrades and other site improvements. The pump station requires drainage and layout improvements. The wet well and valve vault have access issues and the electrical panel requires relocation to allow for Vactor access. A wall around the site was recommended to direct drainage into the street, away from the pump station and the electrical panel. The rehabilitation will increase collection system reliability, resiliency, and improve operations and maintenance activities. The FY23 appropriation is to complete project design and initiate construction. An additional appropriation will be requested in the future to complete project construction.



FY 23 Appropriation

\$419,000

Wastewater Enterprise Ongoing Rehabilitation

Miscellaneous Pipeline / Manhole / Pump Station Rehabilitation (Location Code No. 0077)

The Miscellaneous Rehabilitation account is used to rehabilitate, repair and/or replace pipelines and manholes that require immediate attention. The defects are identified during the District's CCTV inspections. The account is also used to fund urgent unanticipated pump station repairs. The raising of manholes, as part of Carlsbad's and Encinitas' annual street overlay projects, is funded from this account. Additionally, urgent unforeseen repairs to the collection system, such as loose manhole covers due to broken manhole rings, are repaired with this appropriation.

FY23 Appropriation

\$205,000

Lateral Replacement / Backflow Preventer Program (Location Code No. 0323)

In a typical sewer collection system, broken and/or leaking laterals are responsible for 30% to 70% of Inflow and Infiltration (I&I) and may cause trunk line obstruction due to root intrusion. This represents a potential for significantly decreasing the flow and capacity of the sewer mains and treatment plant, resulting in sewer spills, beach closures, house flooding, and National Pollutant Discharge Elimination System (NPDES) violations. Therefore, eliminating I&I through repair and/or replacement of damaged and/or leaking private laterals improves collection system integrity and protects public health. Additionally, although most builders comply with the Uniform Plumbing Code requirement to install back flow prevention devices in house laterals where the lowest drain is lower than the rim of the upstream manhole, homes built before 2000 either do not have these devices or the devices no longer work properly due to poor or no maintenance. The continuation of the District's lateral reimbursement program, of up to \$3,000 per residence, for lateral replacement and backflow preventer installation is an effective and efficient way to support the improvement of public health and safety and for environmental protection.

FY23 Appropriation

\$100,000

Batiquitos Jointly Owned Facilities

Poinsettia Station Gravity Line Project (Location Code No. 0361)

Construction of SANDAG's Poinsettia Station Improvements (POSI) Project was completed in February 2020. Improvement of the underground utilities was completed in the initial phase of construction. The improvement to District infrastructure included the extension of the protective casements surrounding the Lanikai Trunk Sewer and Secondary Effluent Force Main (B1) which run under the train tracks. Additionally, SANDAG allowed the District to install a second parallel encased gravity pipeline under the tracks as part of the project. Work on the District's underground facilities was completed in September 2019, and the assets are in operation. However, soft costs associated with the project have not been finalized with SANDAG. Therefore, the account should remain open until project payment has been settled. No additional appropriation is required for FY23.



FY23 Appropriation

None

Batiquitos Pump Station Emergency Basin Inspection (Location Code No. 0384)



During construction of the Leucadia Pump Station (LPS) Rehabilitation Project a permanent submersible pump was installed in the Emergency Overflow Basin. Staff planned to mirror the installation of a submersible pump at Batiquitos Pump Station (BPS). The primary advantage of this approach is the ability to rapidly start pumping operations out of the overflow basin during emergencies. However, due to recent supply chain issues and rising inflation, the estimated cost of construction is higher than anticipated. Therefore, the installation of the pump in the overflow basin has been delayed and will be included in the next BPS rehabilitation project. However, the condition of the Emergency Basin should be inspected as the

basin lining has deteriorated. This project will inspect the condition of the basin, report the results and recommend courses of action. The FY23 appropriation is needed to complete the inspection.

FY23 Appropriation

\$34,500

Encina Joint System

Encina Wastewater Authority (EWA) Capital Program (Location Code No. 0072)



This account includes prorated appropriations, based on the LWD's ownership of the EWA Joint System, required to fund EWA's Capital Program costs. The District's prorated budget is estimated based on a factor of 16.8% for LWD's weighted ownership of the EWA Unit I (Plant), and 16.42% for LWD's ownership of Unit J (Ocean Outfall)

facilities. The LWD will be assessed fees based on its actual ownership of the facilities being improved as part of the EWA's quarterly billing process.

The proposed FY23 EWA budget includes funding for the FY23 Major Rehabilitation Projects, Planned Asset Replacement, Capital Acquisition, EWA Labor, and Professional Services. LWD's portion of this work totals \$4,170,708 which is comprised of: \$3,917,106 for Capital Projects, \$193,794 for Planned Asset Replacement, and \$59,808 for Capital Acquisitions.

FY23 Appropriation

\$4,170,708

Recycled Water Facilities

North San Diego Water Reuse Coalition (NSDWRC) Project (Location Code No. 0328)



The District is one of nine agencies that participate in the NSDWRC. The first phase of the project was to complete a study to assist North San Diego County water and wastewater agencies to identify the benefits of regionalizing their existing systems and planned reclamation projects to further maximize the production and use of recycled water. The study identified new local and regional recycled water projects that will provide additional recycled water supplies to local water agencies beyond what they could produce or utilize individually. The individual projects were combined into the NSDWRC Regional Recycled Water Project (NRRW Project). The NRRW

Project and the associated Feasibility Study is being used to apply for US Bureau of Reclamation Title XVI grant funds, San Diego Integrated Regional Water Management Proposition 84 grant funding and Water Resources Reform and Development Act (WRRDA) funding for the construction of various recycled water facilities identified in the study within each of the north county agencies. The lobbying contract was executed with BlueWater Strategies to lobby for federal funding, including Title XVI and WRRDA funds. The FY23 appropriation is needed to continue the District’s participation in the Coalition.

FY23 Appropriation **\$22,000**

Secondary Effluent Force Main (B1) - North Section Replacement (Location Code No. 0367)

In October 2016, the Secondary Effluent Force Main (B1) that transports secondary effluent from the Encina Water Pollution Control Facility back to the Gafner Advanced Water Treatment Facility (Gafner) failed. The B1 is a 16-inch ductile iron pipe. The failure occurred on Encina Wastewater Authority’s property. Approximately 40 feet of the force main was repaired. The removed section was evaluated by corrosion engineers RfYeager Engineering. The evaluation determined that there is a likelihood that internal corrosion has occurred in the adjacent sections of pipe and there is a high risk of future failures occurring. This project will replace approximately 850 feet of the B1 from the effluent pump station to just beyond the October 2016 failure point. This project is included in the NSDWRC Regional Recycled Water Project. The design has been completed and the project is shovel ready. NSDWRC applied for and was approved to receive federal grant funding through the FY2021 WIIN (Water Infrastructure Improvements for the Nation Act) grant. However, appropriation for the grant is pending. The FY 23 appropriation is to fund projected cost increases due the current supply chain issues and inflation.

FY23 Appropriation **\$201,500**

Professional Services (Location Code No. 0302) **\$25,000**

LWD Labor (Location Code No. 0499) **\$566,838**

TOTAL NEW FY23 CIP APPROPRIATIONS	\$ 7,078,546
TOTAL PRIOR YEAR CARRYOVER	<u>\$ 3,085,414</u>
TOTAL CIP APPROPRIATIONS	<u>\$ 10,163,960</u>

Description	Account No.	FY 2022 Budget	FY 2023 Budget
Leucadia Facilities Multi-year Projects			
Asset Management Plan Update	0368		
Direct Labor	50-51-0372-4110	\$ -	\$ 25,000
Consultant Engineering Services-Design	50-51-0372-5211	\$ -	\$ 125,000
Office Engineering	50-51-0372-5211	\$ -	\$ -
Construction Management	50-51-0372-5212	\$ -	\$ -
District Engineering Services	50-51-0372-5213	\$ -	\$ -
Permitting/Environmental	50-51-0372-5214	\$ -	\$ -
Public Outreach	50-51-0372-5216	\$ -	\$ -
Legal	50-51-0372-5220	\$ -	\$ -
Construction	50-51-0372-6499	\$ -	\$ -
Total Asset Management Plan Update		\$ -	\$ 150,000
Diana Pump Station Upgrade	0372		
Direct Labor	50-51-0372-4110	\$ -	\$ -
Consultant Engineering Services-Design	50-51-0372-5211	\$ -	\$ -
Office Engineering	50-51-0372-5211	\$ -	\$ -
Construction Management	50-51-0372-5212	\$ -	\$ -
District Engineering Services	50-51-0372-5213	\$ -	\$ -
Permitting/Environmental	50-51-0372-5214	\$ -	\$ -
Public Outreach	50-51-0372-5216	\$ -	\$ -
Legal	50-51-0372-5220	\$ -	\$ -
Construction	50-51-0372-6499	\$ -	\$ -
Total Diana Pump Station Upgrade		\$ -	\$ -
FY 2022 Gravity Pipeline Rehabilitation	0380		
Direct Labor	50-51-0380-4110	\$ 10,000	\$ -
Consultant Engineering Services-Design	50-51-0380-5211	\$ 30,000	\$ -
Office Engineering	50-51-0380-5211	\$ 10,000	\$ -
Construction Management	50-51-0380-5212	\$ 40,000	\$ -
District Engineering Services	50-51-0380-5213	\$ 5,000	\$ -
Permitting/Environmental	50-51-0380-5214	\$ -	\$ -
Public Outreach	50-51-0380-5216	\$ -	\$ -
Legal	50-51-0380-5220	\$ 2,000	\$ -
Construction	50-51-0380-6499	\$ 303,000	\$ -
Total FY 2022 Gravity Pipeline Rehabilitation		\$ 400,000	\$ -
Village Park 7 Pump Station Rehabilitation	0381		
Direct Labor	50-51-0381-4110	\$ 5,000	\$ -
Consultant Engineering Services-Design	50-51-0381-5211	\$ 225,000	\$ -
Office Engineering	50-51-0381-5211	\$ 37,500	\$ -
Construction Management	50-51-0381-5212	\$ 37,500	\$ -
District Engineering Services	50-51-0381-5213	\$ 10,000	\$ -
Permitting/Environmental	50-51-0381-5214	\$ -	\$ -
Public Outreach	50-51-0381-5216	\$ -	\$ -
Legal	50-51-0381-5220	\$ -	\$ 2,000
Construction	50-51-0381-6499	\$ 100,000	\$ 500,000
Total Village Park 7 Pump Station Rehabilitation		\$ 415,000	\$ 502,000
FY 2023 Gravity Pipeline Project	0382		
Direct Labor	50-51-0382-4110	\$ -	\$ -
Consultant Engineering Services-Design	50-51-0382-5211	\$ -	\$ 75,000
Office Engineering	50-51-0382-5211	\$ -	\$ 25,000
Construction Management	50-51-0382-5212	\$ -	\$ 50,000
District Engineering Services	50-51-0382-5213	\$ -	\$ 5,000
Permitting/Environmental	50-51-0382-5214	\$ -	\$ -
Public Outreach	50-51-0382-5216	\$ -	\$ -
Legal	50-51-0382-5220	\$ -	\$ 2,000
Construction	50-51-0382-6499	\$ -	\$ 525,000
Total FY 2023 Gravity Pipeline Project		\$ -	\$ 682,000

Description	Account No.	FY 2022 Budget	FY 2023 Budget
Rancho Verde Pump Station Rehabilitation	0383		
Direct Labor	50-51-0383-4110	\$ -	\$ -
Consultant Engineering Services-Design	50-51-0383-5211	\$ -	\$ 126,000
Office Engineering	50-51-0383-5211	\$ -	\$ 21,000
Construction Management	50-51-0383-5212	\$ -	\$ 21,000
District Engineering Services	50-51-0383-5213	\$ -	\$ 7,500
Permitting/Environmental	50-51-0383-5214	\$ -	\$ -
Public Outreach	50-51-0383-5216	\$ -	\$ -
Legal	50-51-0383-5220	\$ -	\$ 2,000
Construction	50-51-0383-6499	\$ -	\$ 241,500
Total Rancho Verde Pump Station Rehabilitation		\$ -	\$ 419,000
Leucadia Facilities Ongoing Rehabilitation			
Misc. Pipeline/Manhole/Pump Station Repair	0077		
Direct Labor	50-51-0077-4110	\$ 2,000	\$ -
Design	50-51-0077-5211	\$ -	\$ -
Construction Management	50-51-0077-5212	\$ 25,000	\$ 25,000
District Engineering Services	50-51-0077-5213	\$ 5,000	\$ 5,000
Environmental	50-51-0077-5214	\$ -	\$ -
Public Outreach	50-51-0077-5216	\$ -	\$ -
Romac Couplings (Inventory)	50-51-0077-6498	\$ -	\$ -
Construction (pipeline)	50-51-0077-6499	\$ 100,000	\$ 100,000
Construction (manhole)	50-51-0077-6499	\$ 25,000	\$ 25,000
Construction (pump station)	50-51-0077-6499	\$ 50,000	\$ 50,000
Manhole Raising (Encinitas Overlay Project)	50-51-0077-6499	\$ -	\$ -
Total Misc. Pipeline/Manhole/Pump Station Repair		\$ 207,000	\$ 205,000
Lateral Repl / Backflow Preventer Program	0323		
Direct Labor	50-51-0323-4110	\$ 3,000	\$ -
Program costs	50-51-0323-6499	\$ 100,000	\$ 100,000
Total Lateral Repl / Backflow Preventer Program		\$ 103,000	\$ 100,000
Batiquitos Joint Facilities			
Poinsettia Station Gravity Pipeline Project	0361		
Direct Labor	50-51-0361-4110	\$ -	\$ -
Consultant Engineering Services-Design	50-51-0361-5211	\$ -	\$ -
Office Engineering	50-51-0361-5211	\$ -	\$ -
Construction Management	50-51-0361-5212	\$ -	\$ -
District Engineering Services	50-51-0361-5213	\$ -	\$ -
Permitting/Environmental	50-51-0361-5214	\$ -	\$ -
Public Outreach	50-51-0361-5216	\$ -	\$ -
Legal	50-51-0361-5220	\$ -	\$ -
Construction	50-51-0361-6499	\$ -	\$ -
Total Poinsettia Station Gravity Pipeline Project		\$ -	\$ -
Batiquitos Emergency Basin Inspection	0384		
Direct Labor	50-51-0384-4110	\$ -	\$ -
Consultant Engineering Services-Design	50-51-0384-5211	\$ -	\$ 30,000
Office Engineering	50-51-0384-5211	\$ -	\$ -
Construction Management	50-51-0384-5212	\$ -	\$ -
District Engineering Services	50-51-0384-5213	\$ -	\$ 2,500
Permitting/Environmental	50-51-0384-5214	\$ -	\$ -
Public Outreach	50-51-0384-5216	\$ -	\$ -
Legal	50-51-0384-5220	\$ -	\$ 2,000
Construction	50-51-0384-6499	\$ -	\$ -
Total Batiquitos Emergency Basin Inspection		\$ -	\$ 34,500

Description	Account No.	FY 2022 Budget	FY 2023 Budget
Encina Joint Treatment Facility			
Encina Joint Treatment Facilities Capital Program			
	0072		
<u>Capital Projects</u>			
Direct Labor	50-51-0072-4110	\$ 10,000	\$ 10,000
Capital Improvement Projects / Capital Labor	50-51-0072-6420	\$ 3,218,685	\$ 3,907,106
Total Capital Projects		\$ 3,228,685	\$ 3,917,106
Planned Asset Replacement & Rehabilitation	50-51-0072-6420	\$ 184,968	\$ 193,794
Capital Acquisitions	50-51-0072-6420	\$ 58,632	\$ 59,808
Total Encina Joint Treatment Facilities Capital Program		\$ 3,472,285	\$ 4,170,708
Recycled Water Projects			
North SD Water Reuse Coalition Project			
	0328		
Direct Labor	50-51-0328-4110	\$ -	\$ -
Title XVI Funding Effort	50-51-0328-5211	\$ -	\$ 22,000
Design	50-51-0328-5211	\$ -	\$ -
District Engineering Services	50-51-0328-5213	\$ -	\$ -
Legal	50-51-0328-5220	\$ -	\$ -
Total North SD Water Reuse Coalition Project		\$ -	\$ 22,000
B1 Force Main - Northern Section Replacement			
	0367		
Direct Labor	50-51-0367-4110	\$ -	\$ -
Consultant Engineering Services-Design	50-51-0367-5211	\$ -	\$ -
Office Engineering	50-51-0367-5212	\$ -	\$ -
Construction Management	50-51-0367-5212	\$ -	\$ -
District Engineering Services	50-51-0367-5213	\$ -	\$ 5,000
Permitting/Environmental	50-51-0367-5214	\$ -	\$ 19,500
Public Outreach	50-51-0367-5216	\$ -	\$ -
Legal	50-51-0367-5220	\$ -	\$ 2,000
Construction	50-51-0367-6499	\$ -	\$ 175,000
Total B1 Force Main - Northern Section Replacement		\$ -	\$ 201,500
Professional Services			
	0302		
District Engineering Services	50-51-0302-5213	\$ 20,000	\$ 25,000
Total Professional Services		\$ 20,000	\$ 25,000
LWD Labor			
	0499		
Direct Labor	50-51-0499-4110	\$ 325,065	\$ 357,806
Administration Labor	50-51-0499-6995	\$ 192,796	\$ 209,032
Total LWD Labor		\$ 517,861	\$ 566,838
TOTAL CIP PROGRAM		\$ 5,135,146	\$ 7,078,546