



BOARD OF DIRECTORS REGULAR MEETING

DATE: Wednesday, February 14, 2024

TIME: 5:00 p.m.

PLACE: Leucadia Wastewater District
1960 La Costa Avenue, Carlsbad, CA 92009

AGENDA

Items on the agenda may be taken out of sequential order as their priority is determined by the Board of Directors. In the case of an emergency, items may be added to the Agenda by a majority vote of the Board of Directors. Also, items that arise after posting of the Agenda may be added, per Government Code Section 54954.2, by a 2/3 vote of the Board. All agenda materials can be accessed at the District website at <https://www.lwwd.org/agendas/board> and are also available for public inspection in the Administration Office located at 1960 La Costa Avenue, Carlsbad, CA 92009 during normal business hours.

In compliance with the Americans with Disabilities Act, if you need assistance to participate in this meeting, please contact the Executive Assistant at (760) 753-0155. Notification 48 hours prior to the meeting will enable the District to make reasonable arrangements to ensure accessibility to this meeting.

1. **Call to Order**
2. **Roll Call**
3. **Pledge of Allegiance**
4. **General Public Comment Period**
5. **Approval of Agenda**
6. **Presentation and Awards**
 - A. Professional Achievement Award -15 Year Service Award for Ian Riffel. (Page 6)
 - B. 2023 CWEA San Diego Section Awards. (Page 7)

CONSENT CALENDAR

Items 7-12 will be enacted in one motion in accordance with the recommendation unless removed from the Consent Calendar by the Board of Directors, Staff or Public. If a member of the public wishes to remove an item, they should submit a "Request to Address the LWD Board of Directors" form to the Board Secretary prior to the meeting. Items removed from the Consent Calendar will be considered in the original agenda order immediately following adoption of the Consent Calendar.

7. Approval of Board and Committee Minutes

Minutes of the following meetings:

January 10, 2024 Board Meeting (Pages 8-13)

February 6, 2024 Investment and Finance Committee Meeting (Pages 14-16)

February 7, 2024 Community Affairs Committee Meeting (Pages 17-18)

8. Approval of Demands for January/February 2024

This item provides for Board of Directors approval of all demands paid from LWD during the month of January and a portion of February 2024. (Pages 19-29)

9. Operations Report

This report discloses the year-to-date and monthly flow, rainfall, EDU's and reclaimed water averages; along with MGD flow comparisons from FY23 to FY24, flows by sub-basin, and staff training. (Pages 30-36)

10. Finance Report

This report discloses up-to-date schedule of assets, liabilities, net assets and compares fiscal year-to-date expenditures to the FY24 budget and discloses monthly investments. (Pages 37-44)

11. Quarterly Treasurer's Report

This report discloses investments for the quarter ending December 31, 2023. (Pages 45-46, Enclosure 11)

12. Disclosure of Reimbursements

This report discloses travel expense reimbursements for the month of January 2024. (Pages 47-48)

INFORMATION ITEMS

13. Employee Satisfaction Survey Results (Verbal)

EWA REPORTS

14. Encina Wastewater Authority Reports

A. A regular EWA Board Meeting was held on January 24, 2024. (Page 49)

B. An Encina Member Agency Manager's (MAM) Meeting was held on February 6, 2024. (Verbal)

COMMITTEE REPORTS

15. Committee Reports

A. An Investment and Finance Committee Meeting was held on February 6, 2024. (Page 50)

B. A. Community Affairs Committee Meeting was held on February 7, 2024. (Page 51)

ACTION ITEMS

16. Revised Reserve Fund Policy

Adopt Resolution No. 2410 approving the revised Reserve Fund Policy and File the Annual Review of the LWD Reserve Fund Review Report. (Pages 52-59)

17. Financial Plan Update (Page 60)

18. Proposition 218 Process and Schedule Review (Pages 61-63)

19. Call for Nominations to the San Diego Local Agency Formation Commission (LAFCO) Regular Member Election (Pages 64-67)

20. Call for Nominations to the California Special District Association (CSDA) Seat A (Pages 68-73)

INFORMATION ITEMS

21. Project Status Updates and Other Informational Reports

A. January / February Storm Events Report (Verbal)

B. CSDA Quarterly Meeting is scheduled for February 15, 2024 at The Butcher Shop in Kearny Mesa, CA. (Pages 74-77)

C. 2024 CWEA Annual Conference is scheduled for April 9-12, 2024 at the Sacramento Convention Center in Sacramento, CA. (Verbal)

22. Directors' Meetings and Conference Reports

2024 CASA Annual Conference was held January 24-26, 2024 at the Hilton Palm Springs in Palm Springs, CA. (Page 78)

23. General Manager's Report

24. General Counsel's Report

25. Board of Directors' Comments

26. Closed Session


Closed session pursuant to California Government Code Sec. 54956. regarding acquisition of the Beachwalk Condominium utility easement: Property Location – Diana Street, Leucadia, California

27. Adjournment

AFFIDAVIT OF POSTING

I, Paul J. Bushee, Secretary of the Leucadia Wastewater District, hereby certify that I posted a copy of the foregoing agenda in the lobby of the District office at 1960 La Costa Avenue, Carlsbad, California and on the District website www.lwwd.org at least 72 hours prior to the meeting, in accordance with Govt. Code Section 54954.2(a).

Date: February 8, 2024



Paul J. Bushee, Secretary/General Manager

Board of Directors' Code of Conduct

- ◆ *I will openly communicate during Board meetings and voice my views, in the meetings, on all matters regarding the District.*
- ◆ *I will support the decisions of the Board once they are voted on.*
- ◆ *I will concentrate on issues of governance and strategic import to the District and will expect support from staff on issues of operational import and detail.*
- ◆ *I will treat fellow Board members with dignity and respect.*
- ◆ *I will be prepared to discuss Board issues and agree to spend the necessary time and attention to Board matters.*
- ◆ *If I have concerns or questions, I will ask. If I need clarification of Board agenda items, I will call ahead and discuss with the General Manager.*
- ◆ *I will support the general manager as the primary spokesperson for the district.*
- ◆ *I will conduct myself in the highest ethical manner and comply with all appropriate government regulations.*

Role of Staff

- ◆ *Implement polices of LWD Board*
- ◆ *Create tactics and action plans that address how policies should be implemented*
- ◆ *Provide technical competence in addressing issues of how tactics should be implemented*
- ◆ *Provide relevant facts and recommendations*
- ◆ *Provide effective leadership*
- ◆ *Administer day-to-day operations of the district*
- ◆ *Respond to reasonable board requests for information*

MEMORANDUM

DATE: February 8, 2024
TO: Board of Directors
FROM: Paul J. Bushee, General Manager
SUBJECT: **Achievement of Individual Award**



It is my pleasure to announce that a Leucadia Wastewater District (LWD) staff member has met an individual performance objective under LWD's Incentive Program. The individual achievement is as follows:

15 Year Service Award – Ian Riffel


Project Coordinator, Ian Riffel, passed his 15th anniversary of employment at LWD on January 12, 2024. This milestone is a tribute Ian's hard work, dedication, and commitment to LWD. Ian's exceptional milestone also meets one of the individual objectives under LWD's Incentive Program. Ian is eligible for an incentive award of \$300.

Please join me in congratulating Ian for his outstanding accomplishment.

tb:PJB

MEMORANDUM

Ref: 24-8688

Date: February 8, 2024
To: Board of Directors
From: Paul J. Bushee, General Manager 
Subject: **2023 CWEA San Diego Section Awards**

It is my pleasure to announce that the Leucadia Wastewater District (LWD) had a successful evening at the recent California Water Environment Association (CWEA) – San Diego Section’s Annual Installation and Awards Banquet. LWD was honored to receive the following two awards: Collection System of the Year (0-249 miles), and Collection System Person of the Year. A brief summary of each award follows:

2023 Collection System of the Year (0-249 miles)

This was the 10th time LWD has received the Collection System of the Year Award. One of the highlights that helped LWD win this award included our innovative solution to challenges, such as, a unique priority rating system for rehabbing or replacing defective sewer lines or manholes. LWD also uses a regular schedule of hydro-cleaning and Closed-Circuit Television (CCTV) inspections of the collection system as an effective preventive measure against FOG accumulation within the pipelines. LWD’s Collection System also emphasizes employee safety as a priority. LWD has an active Safety Committee that meets quarterly to review safety programs, conduct safety inspections, draft new programs if required, and correct any safety items found in previous inspections to prevent future accidents.

The Collection System of the Year Award qualifies as a local award under the organizational objectives of the LWD’s Incentive Program; therefore, staff is eligible for a \$100 incentive award.

2023 Collection System Person of the Year Award

Mr. Hugo Gonzalez, a Field Service Technician III, received the Collection System Person of the Year Award. Hugo has been employed at LWD since September 2013. In achieving this award, the selection committee recognized the fact that Hugo is highly motivated and possesses a strong work ethic.

Hugo takes a proactive stance to help improve daily operations and looks for ways to improve our processes to achieve our goals of environmental protection and the protection of public health. Hugo was recognized, in part for his ability to multi task and be a team player for the District’s award winning collection system. Hugo also took the lead on a night work project to CCTV and hydroclean sewer trunk lines on El Camino Real (Heavy Traffic Road) and Hugo also was part of a FOG inspection team that exceeded the goal for yearly FOG inspections.

Please join me in congratulating Hugo and LWD as a whole for these outstanding accomplishments. All awards will move on to the CWEA’s statewide competition, which will be announced at CWEA’s Annual Conference in April located in Sacramento.

tb:PJB

LEUCADIA WASTEWATER DISTRICT

Minutes of a Regular Board Meeting

January 10, 2024

A regular meeting of the Board of Directors of the Leucadia Wastewater District was held Wednesday, January 10, 2024 at 5:00 p.m., at the District Administration Office at 1960 La Costa Avenue, Carlsbad, California.

1. Call to Order

President Roesink called the meeting to order at 5:00 p.m.

2. Roll Call

DIRECTORS PRESENT: Roesink, Saldana, Omsted, Pacilio, Sullivan

DIRECTORS ABSENT:

OTHERS PRESENT: General Manager Paul Bushee, General Counsel Wayne Brechtel, Director of Finance and Administration Ryan Green, Director of Technical Services Robin Morishita, Field Services Superintendent Marvin Gonzalez, Administrative Services Supervisor Trisha Hill, Executive Assistant Tianne Baity, District Engineer Dexter Wilson, and District resident Dawn Kubik

3. Pledge of Allegiance

Vice President Saldana led the pledge of allegiance.

4. General Public Comment Period

None.

5. Approval of Agenda

Upon a motion duly made by Director Omsted, seconded by Vice President Saldana, and unanimously carried, the Board of Directors approved the agenda by the following vote:

Director	Vote
President Roesink	Yes
Vice President Saldana	Yes
Director Omsted	Yes
Director Pacilio	Yes
Director Sullivan	Yes

6. Presentations and Awards

None.

CONSENT CALENDAR

7. Approval of Board and Committee Minutes

Minutes of the following meetings:

December 12, 2023 Community Affairs Committee Meeting

December 13, 2023 Board Meeting

8. Approval of Demands for December 2023 / January 2024

Payroll Checks numbered 231213-1 – 240102-5; General Checking Checks numbered 25120 - 25209

9. Operations Report (A copy was included in the original January 10, 2024 Agenda)

10. Finance Report (A copy was included in the original January 10, 2024 Agenda)

11. Disclosure of Reimbursements

This report discloses travel expense reimbursements for the month of December 2023.

12. Status Update on the Fiscal Year 2024 (FY24) LWD Tactics and Action Plan

Upon a motion duly made by Director Sullivan, seconded by Director Omsted, and unanimously carried, the Board of Directors approved the Consent Calendar by the following vote:

Director	Vote
President Roesink	Yes
Vice President Saldana	Yes
Director Omsted	Yes
Director Pacilio	Yes
Director Sullivan	Yes

EWA and COMMITTEE REPORTS

13. Encina Wastewater Authority (EWA) Reports

A. EWA Board Report – Meeting held on December 13, 2023.

President Roesink reported on EWA's December 13, 2023 Board meeting.

14. Committee Reports

None.

ACTION ITEMS

15. Award of Teacher Grants

ADS Hill introduced the item and provided background information noting that this item was reviewed by the Community Affairs Committee (CAC) at its December 12th meeting. ADS Hill stated the District received three applications by the deadline. She noted that all three schools qualified for the grants and the grants totaled \$5,600.00.

President Roesink asked if the pollinator garden at La Costa Canyon High School was an ongoing project. ADS Hill answered affirmatively.

Following discussion, upon a motion duly made by Director Omsted, seconded by Director Sullivan, and unanimously carried, the Board of Directors awarded three Teacher Grants totaling \$5,600.00 by the following vote:

Director	Vote
President Roesink	Yes
Vice President Saldana	Yes
Director Omsted	Yes
Director Pacilio	Yes
Director Sullivan	Yes

16. Proposed Resolution No. 2411 - Board of Directors Election of Board Officers, Establishment of Committees and Selection of Committee Members Policy

DFA Green stated that at the December 13, 2023 Board Meeting the Board directed staff to update the Policy for the Election of Board Officers, Establishment of Committee and Selection of Board Committee Members with an amendment which reflects that the LWD Board President and Vice President serve as LWD's representatives on the Encina Wastewater Authority (EWA) Board of Directors/Joint Advisory Committee (JAC) and, as such, shall serve staggered two-year terms.

DFA Green noted that during the development of the draft policy, staff realized that appointment of the EWA Board/JAC Alternate was not addressed in the Board's discussion. He then reviewed three options for the Board's consideration for determining the EWA Board/JAC Alternate.

Option 1: Designate the General Manager as the EWA/JAC Alternate.

Option 2: Designate the LWD Board member next in line for Vice President as the EWA/JAC Alternate.

Option 3: The President appoints a Board or staff member to EWA/JAC Alternate.

DFA Green stated that staff is requesting that the Board designate its preferred option, or hybrid thereof, for inclusion in the adopted policy.

Director Omsted stated that he thinks the EWA Board/JAC Alternate should be an elected official and should be someone with EWA knowledge and experience. He stated that he would like the previous LWD Board President to be the EWA Alternate which would be Director Sullivan.

Following a motion duly made by Vice President Saldana, seconded by Director Pacilio, and carried, the Board of Directors adopted Resolution No. 2411 - Board of Directors Election of Board Officers, Establishment of Committees, and the Selection of Board Committee Members Policy and selected the immediate past LWD Board President to be the EWA/JAC Alternate for inclusion in the Policy by the following vote:

Director	Vote
President Roesink	No
Vice President Saldana	Yes
Director Omsted	Yes
Director Pacilio	Yes
Director Sullivan	No

17. 2024 Board of Directors Committee Assignments

DFA Green presented the item noting that this a receive and file item. He stated that prior to this item, the Board considered and adopted Resolution No. 2411, which establishes the policy for the

election of Board officers, the identification of standing committees, and the selection of committee members. DFA Green stated the Policy calls for the annual selection of committee members at the Board's regularly scheduled meeting in January each year and since the Policy was just adopted the Leucadia committees will continue to rotate automatically each year while the Encina Wastewater Authority (EWA)/Joint Advisory Committee (JAC) appointments will also rotate each year with the Leucadia President and Vice President serving as representatives.

DFA Green then reviewed the following Leucadia committee and EWA/JAC appointments.

Engineering Committee

Director Donald Omsted, Chair (Div. 3)
 Director Bob Pacilio (Div. 5)

Investment & Finance Committee

Director Bob Pacilio, Chair (Div. 5)
 Director Elaine Sullivan (Div. 2)

Community Affairs Committee

Vice President Rolando Saldana, Chair (Div. 4)
 Director Don Omsted (Div. 3)

Human Resource Committee

President Chris Roesink, Chair (Div. 1)
 Director Elaine Sullivan (Div. 2)

Encina Wastewater Authority (EWA) Board of Directors/Joint Advisory Committee (JAC)

- President Chris Roesink (Div. 1)
- Vice President Rolando Saldana (Div. 4)
- Alternate – Director Elaine Sullivan (Past Board President)

Following a motion duly made by Director Omsted, seconded by Vice President Saldana, and unanimously carried, the Board of Directors received and filed the 2024 Board Committee Assignments, by the following vote:

Director	Vote
President Roesink	Yes
Vice President Saldana	Yes
Director Omsted	Yes
Director Pacilio	Yes
Director Sullivan	Yes

18. Recycled Water Follow-up

GM Bushee presented the item and provided background information noting that at the October 11, 2023 Special Meeting, the Board of Directors reviewed the District's and EWA's Recycled Water programs. However, due to time constraints, the review of EWA's program was not completed. GM Bushee then provided a brief recap of the October 11, 2023 Special Board meeting.

GM Bushee stated that the goal of this discussion to determine whether the LWD Board wanted

to take an official position on EWA's water recycling plans. He then presented a summary of the findings from EWA's 2018 Water Reuse Feasibility Study, highlighting the top three preferred potable reuse options. The estimated capital cost for all three options was in excess of \$500 million in 2018 and the costs in today's dollars would likely be much higher. The annualized capital and operating costs were estimated between \$48 million and \$56 million depending on the option.

GM Bushee stated that LWD has been authorized by the state to provide retail wastewater treatment services and that all EWA's options are designed to develop potable water. EWA's estimated cost for developing potable reuse water presents a potential financial risk to LWD especially if the potable water cannot be sold for the cost to produce it. If this were the case, LWD would be subsidizing the potable water supply which is outside LWD's service function and would potentially be a violation of state Proposition 218. GM Bushee added that EWA staff has established a loose coalition of potential stakeholders called One Water North County, however, none of the stakeholders have committed to purchasing the potable reuse water to date. He added LWD could support a potable reuse project if it were cost neutral for LWD ratepayers.

GM Bushee noted that EWA is currently undertaking a potable reuse pilot project and study with an associated cost of \$1.6 million. This cost is partially offset by a federal grant in the amount of \$800,000. Through its membership at EWA, LWD has already committed to its share of the funding for the 2018 Feasibility Study and pilot project in the amount of \$320,000. GM Bushee then reviewed potential positions LWD could take pertaining to EWA's Potable Reuse Plans moving forward.

The Board discussed LWD's options at length. Several questions and comments were made regarding whether LWD should continue to fund EWA's potable reuse efforts, whether a new and lower ownership share could be negotiated for these facilities, and how LWD should approach this issue at EWA. Following discussion, the Board reached unanimous consensus to take an agency-wide position that LWD would support EWA's Potable Reuse Project as long as it is cost neutral to LWD and all future expenses beyond the current pilot project be paid by other parties who would benefit from the potable water produced. This position can be revisited if circumstances change such as change in regulations, commitments to purchase the water produced, etc.

INFORMATION ITEMS

19. Project Status Updates and Other Informational Reports

The 2024 CWEA San Diego Section Awards Banquet is scheduled for February 3, 2024 from 4pm - 9pm at Harrah's Resort & Casino in Valley Center, CA.

EA Baily announced the date and time of the 2024 CWEA San Diego Section Awards Banquet.

20. Directors' Meetings and Conference Reports

None.

21. General Manager's Report

GM Bushee reported on the following:

- The Employee Satisfaction Survey was completed in early December and Mr. Jeff Bills will present the results at the February Board Meeting; and
- The Board Strategic Planning Workshop is on March 7, 2024.

22. General Counsel's Report

None.

23. Board of Directors' Comments

Director Sullivan thanked GM Bushee for his presentation on the EWA Potable Reuse Project.

24. Adjournment

President Roesink adjourned the meeting at approximately 6:52 p.m.

Chris Roesink, President

Paul J. Bushee
Secretary/General Manager
(SEAL)

LEUCADIA WASTEWATER DISTRICT
Minutes of an Investment & Finance Committee Meeting
February 6, 2024

A meeting of the Investment & Finance Committee (IFC) of the Leucadia Wastewater District (LWD) was held Tuesday, February 6, 2024 at 1:30 p.m. at the District office located at 1960 La Costa Avenue, Carlsbad, California.

1. Call to Order

Chairperson Pacilio called the meeting to order at 1:32 p.m.

2. Roll Call

DIRECTORS PRESENT: Pacilio and Sullivan

DIRECTORS ABSENT: None

OTHERS PRESENT: General Manager Paul Bushee, Director of Finance and Administration Ryan Green, Administrative Services Supervisor Trisha Hill, Executive Assistant Tianne Baity

3. Public Comment

No public comment was received.

4. Annual Review of LWD Reserve Fund Policy

DFA Green presented the recommendation indicating the purpose of the policy. He noted that the policy calls for annual review of the level of reserve funds by the Board of Directors. DFA Green stated that the Reserve Fund Policy was last revised in February 2023.

DFA Green then provided an overview of the fiscal year 2023 reserve activity.

DFA Green noted that staff had reviewed the Reserve Policy and is recommending a change to the policy. He then reviewed the change.

Wastewater Replacement Reserve Target Update

On June 14th the Board adopted the 2023 Wastewater Financial Plan Study which recommended the District update its Capital Replacement Reserve Target. Staff and IB Consulting recommend adjusting the Wastewater Capital Replacement reserve targets from a minimum requirement of the twenty-year average CIP to one year of the 5-year average of capital funding and a target of two years of the five-year average of capital funding. Capital costs may vary substantially based on the size of a specific project and the number of projects that need to be addressed in one particular year. Therefore, adjusting the capital reserve targets to what is planned over the next five years will ensure funding is available and adjusts with the ebbs and flows of the District's capital planning.

Following discussion, the IFC concurred with staff to recommend that the Board of Directors adopt a Revised Reserve Fund Policy.

5. Financial Plan Update

DFA Green introduced the item and explained the purpose of the Financial Plan. He stated that LWD updates its Financial Plan every 5 years because financial conditions and assumptions change over time. He noted that the most recent Financial Plan Update was completed in 2023 and staff does an internal update of the Financial Plan on an annual basis to see how actual results are tracking with the original projections.

DFA Green stated the financial plan model looks out over 20 years. He noted that information from the Fiscal Year 2023 (FY23) Audit and FY24 budgeted amounts were used to update revenues, expenses, and capital projections in the financial plan model. He then provided an overview on the following topics.

- Comparison of projected and actual revenues and expenditures;
- Comparison of projected and updated reserve balances; and
- Monthly Sewer Service Rate Comparison

DFA Green concluded that the District's finances remain strong, while maintaining low rates, and the District is tracking well with the Financial Plan. DFA Green also noted that the largest concern is the Encina Wastewater Authority's future capital plan and staff will continue to monitor LWD's finances closely.

This item was for informational purposes and no action was taken.

6. Proposition 218 Process and Schedule a Public Hearing to Consider Adoption of an Ordinance Increasing the Sewer Service Charges for Fiscal Years 2025, 2026, and 2027

DFA Green presented the item and provided background information noting that the District adopted a Financial Plan on June 14, 2023. He stated that the Financial Plan indicated that in order for the District to meet the projected future operating and capital expenditures necessary to maintain the integrity of its collection system, a three-year sewer rate increase would be needed beginning fiscal year 2025.

DFA Green explained that at the April 6, 2023 Special Board Meeting the Board directed staff to move forward with the planned three-year sewer rate increases for FY 25–27 and proceed with the Proposition 218 Notice process.

Chairperson Pacilio stated the draft Prop 218 Notice was well done and informative.

Following discussion, the IFC agreed to recommend that the Board of Directors authorize staff to proceed with the Proposition 218 process and schedule a public hearing to consider adoption of an ordinance increasing the sewer service charges for Fiscal Years 2025, 2026, and 2027.

7. Information Items

None.

8. Directors' Comments

None.

9. General Manager's Comments

None.

10. Adjournment

Chairperson Pacilio adjourned the meeting at 2:23 p.m.

Paul J. Bushee
Secretary/General Manager
(Seal)

LEUCADIA WASTEWATER DISTRICT
 Minutes of a Community Affairs Committee Meeting
 February 7, 2024

A meeting of the Community Affairs Committee (CAC) of the Leucadia Wastewater District (LWD) was held Wednesday February 7, 2024 at 9:00 a.m. at the District office located at 1960 La Costa Avenue, Carlsbad, California.

1. Call to Order

Chairperson Saldana called the meeting to order at 9:00 a.m.

2. Roll Call

DIRECTORS PRESENT: Saldana and Omsted

DIRECTORS ABSENT: None

OTHERS PRESENT: General Manager Paul Bushee, Director of Finance and Administration Ryan Green, Administrative Services Supervisor Trisha Hill, Executive Assistant Tianne Baity, and Neal Bloom with Rising Tide Partners (RTP)

3. Public Comment

No public comment was received.

4. Discussion of Spring 2024 Newsletter Proposed Article Topics and Production Schedule.

5.

Mr. Bloom of Rising Tide Partners (RTP) presented the subject item and provided a brief summary of the proposed newsletter article topics.

Chairperson Saldana suggested that the lead article clarify that LWD doesn't actually turn wastewater into drinking water. GM Bushee stated that the article would clarify that LWD does not provide potable water.

Director Omsted suggested adding information to the newsletter regarding the recent storm events and how the LWD collections system infrastructure is handling the large amount of rain. Staff stated they could add this. DFA Green stated that this could tie in nicely with the article on the rate increase.

The CAC discussed the articles and agreed to include them in the newsletter. The CAC also selected a "Do You Know" article on the topic of how a cholera contaminated water pump in London helped lead to the construction of improved sanitation facilities for the city.

GM Bushee noted that the newsletter would be distributed to residents prior to the public hearing to increase rates.

Mr. Bloom reviewed the production schedule.

Following discussion, the CAC authorized staff and RTP to proceed with the newsletter articles under the proposed production schedule.

6. Information Items

None.

7. Directors' Comments

Director Omsted reported on some articles he read concerning water filtering and urban runoff.

7. General Manager's Comments

GM Bushee reported that the San Diego chapter of WaterReuse will meet at the District office on March 5.

8. Adjournment

Chairperson Saldana adjourned the meeting at 9:47 a.m.

Paul J. Bushee
Secretary/Manager
(Seal)

**LEUCADIA WASTEWATER DISTRICT
DEMANDS SUMMARY**

February 14, 2024

Disbursement Period January 5, 2024 through February 8, 2024

PAYROLL PAYMENTS	\$	170,575.76
PAYROLL EXPENSE REIMBURSEMENTS	\$	178.48
GENERAL CHECKS		
Operating	\$	398,494.57
Capital	\$	188,692.47
TOTAL GENERAL CHECKS	\$	587,187.04
ELECTRONIC PAYMENTS		
Operating	\$	167,122.38
Capital	\$	-
TOTAL ELECTRONIC PAYMENTS	\$	167,122.38
TOTAL DEMANDS		
	\$	925,063.66

**LEUCADIA WASTEWATER DISTRICT
EMPLOYEE/BOARD PAYROLL CHECKS
February 14, 2024**

Disbursement Period January 5, 2024 through February 8, 2024

<u>Description</u>	<u>Check Date</u>	<u>Check #'s</u>	<u>Amount</u>
Biweekly Payroll	1/10/2024	240110-1 to 240110-19	\$ 54,113.11
Biweekly Payroll	1/24/2024	240124-1 to 240124-19	\$ 55,887.13
Board Payroll	2/1/2024	240201-1 to 240201-5	\$ 3,572.40
Biweekly Payroll	2/7/2024	240207-1 to 240207-19	\$ 57,003.12
TOTAL PAYROLL CHECKS			\$ 170,575.76

Leucadia Wastewater District
 Check/Voucher Register - Demand Summary for Board
 1001 - PPB (Opus) General Checking Account
 From 1/5/2024 Through 2/8/2024

Check Number	Effective Date	Vendor Name	Check Amount	Transaction Description
25210	1/11/2024	BARRETT ENGINEERED PUMP	752.48	Fedrick Pump Bearing
25211	1/11/2024	Brightview Landscape Services Inc	1,035.00	Landscape Maintenance Service @ Admin - January 2024
	1/11/2024	Brightview Landscape Services Inc	367.00	Vegetation Cleanup (Line Maintenance)-January 2024
25212	1/11/2024	CAPRI PTA	2,000.00	Capri Elementary Teacher Grant - Nancy Jois
25213	1/11/2024	AWSS INC	7,712.34	Check Run 1/11/24
25214	1/11/2024	CITY OF CARLSBAD	317.98	Water for Vactor 1
	1/11/2024	CITY OF CARLSBAD	300.26	Water for Vactor 2
25215	1/11/2024	CSRMA	178,666.00	Pooled Liability Insurance for 12/31/2023-2024
25216	1/11/2024	DATA NET SOLUTIONS GROUP	2,610.00	Monthly Managed Services - December 2023
25217	1/11/2024	ECC PTA	1,600.00	El Camino Creek Teacher Grant - Katie Oberman
25218	1/11/2024	GRAINGER, INC	115.62	Coupling 2", Adaptor 2", Bulb T3
25219	1/11/2024	HAAKER EQUIPMENT CO	603.06	6' Foam Filled PO
	1/11/2024	HAAKER EQUIPMENT CO	689.60	6'Foam Fill Pole
25220	1/11/2024	HOME DEPOT-ENCINITAS	19.37	10 in Folding Saw
	1/11/2024	HOME DEPOT-ENCINITAS	134.02	Auto Plug, Coupler, Tape
	1/11/2024	HOME DEPOT-ENCINITAS	70.01	Bolt Cutter
	1/11/2024	HOME DEPOT-ENCINITAS	35.50	Bucket, Driver set
	1/11/2024	HOME DEPOT-ENCINITAS	29.04	Bushing, Adapter, Clamp,Connector
	1/11/2024	HOME DEPOT-ENCINITAS	189.54	Car Cleaning Supplies, Contractor Bags
	1/11/2024	HOME DEPOT-ENCINITAS	4.45	Coupling
	1/11/2024	HOME DEPOT-ENCINITAS	12.36	Entry Knob
	1/11/2024	HOME DEPOT-ENCINITAS	96.95	Noble Fir 6-7ft
	1/11/2024	HOME DEPOT-ENCINITAS	20.80	PVC Conduit
	1/11/2024	HOME DEPOT-ENCINITAS	52.47	PVC, Paint, Bushing, Ball Valve
	1/11/2024	HOME DEPOT-ENCINITAS	87.93	Respirator, Cartidges, faceshield
25221	1/11/2024	CONFIDENCE CONSULTING	15,471.28	Staff Survey 12/05/23 & Travel Expenses
25222	1/11/2024	LCC FOUNDATION	2,000.00	La Costa Canyon HS Teacher Grant - June Honsberger
25223	1/11/2024	LAUREN DAVIS	10,000.00	Mural Painting #2 in Vactor Building
25224	1/11/2024	LEE'S LOCK & SAFE	1,538.31	Replace Locks & Cylinders
25225	1/11/2024	MISSION SQUARE	6,240.57	Deferred Comp for PPE 1/07/24
25226	1/11/2024	NAPA AUTO	236.92	Auto Supplies
25227	1/11/2024	OLIVENHAIN MUNICIPAL WATER DIS...	63.24	Water @ Encinitas Estates PS -
	1/11/2024	OLIVENHAIN MUNICIPAL WATER DIS...	68.52	Water @ VP7
25228	1/11/2024	PACIFIC RIM MECHANICAL	337.00	Quarterly HVAC Services-AWT 1/01/24
	1/11/2024	PACIFIC RIM MECHANICAL	687.00	Quarterly HVAC Services-BPS 1/01/24
	1/11/2024	PACIFIC RIM MECHANICAL	186.50	Quarterly HVAC Services-EEPS 1/01/24
	1/11/2024	PACIFIC RIM MECHANICAL	684.00	Quarterly HVAC Services-LPS 1/01/24
	1/11/2024	PACIFIC RIM MECHANICAL	2,694.50	Quarterly HVAC Services-LWD Admin Building 1/01/24
25229	1/11/2024	PRUDENTIAL OVERALL SUPPLY	146.70	Weekly Uniform Laundry 1/9/2024
	1/11/2024	PRUDENTIAL OVERALL SUPPLY	146.70	Weekly Uniform/Laundry Service 1/2/24
25230	1/11/2024	RISING TIDE PARTNERS	3,374.25	Public Information Services - December 2023

Leucadia Wastewater District
 Check/Voucher Register - Demand Summary for Board
 1001 - PPB (Opus) General Checking Account
 From 1/5/2024 Through 2/8/2024

Check Number	Effective Date	Vendor Name	Check Amount	Transaction Description
	1/11/2024	RISING TIDE PARTNERS	4,743.75	Public Information Services - November 2023
25231	1/11/2024	SAN DIEGUITO WATER DISTRICT	427.68	Water @ BPS
25232	1/11/2024	SUNBELT RENTALS, INC	1,064.75	Equipment Rental Elect Scissor & Fees 12/18/23-1/14/24
25233	1/11/2024	TERMINIX PROCESSING CENTER	95.10	Check Run 1/11/24
25234	1/11/2024	PROFESSIONAL EXCHANGE	90.00	Monthly Phone Answering Services - December 2023
25235	1/11/2024	UNIFIRST FIRST AID CORP	121.64	First Aid Supplies
25236	1/11/2024	U. S. BANK	5,695.96	CalCard Purchases on Statement Dated 12/22/23
25237	1/11/2024	WILLIAMS LLP	1,431.00	Legal Services December 2023
	1/11/2024	WILLIAMS LLP	2,403.00	Legal Services-November 2023
	1/11/2024	WILLIAMS LLP	60.00	Legal Services-October 2023
25238	1/18/2024	AIRGAS USA LLC	800.00	Liquid Oxygen Contract - Monthly Fee 01/31/24
	1/18/2024	AIRGAS USA LLC	1,706.92	Liquid Oxygen Contract 12/29/23
25239	1/18/2024	ATEL COMMUNICATIONS, INC	44.50	Reprogrammed holiday schedule for 2024
25240	1/18/2024	BASE 9 CONSULTING INC	4,700.00	General Service Calls & La Costa Radio Link
25241	1/18/2024	BAY CITY EQUIPMENT INDS INC	1,308.45	Check Run 01/18/24
	1/18/2024	BAY CITY EQUIPMENT INDS INC	1,101.59	Generator Service/Maintenance-BPS
	1/18/2024	BAY CITY EQUIPMENT INDS INC	708.10	Generator Service/Maintenance-Encinitas Estates PS
	1/18/2024	BAY CITY EQUIPMENT INDS INC	663.30	Generator Service/Maintenance-La Costa PS
	1/18/2024	BAY CITY EQUIPMENT INDS INC	468.35	Generator Service/Maintenance-Portable # 135/166/167/174
	1/18/2024	BAY CITY EQUIPMENT INDS INC	733.49	Generator Service/Maintenance-Saxony PS
	1/18/2024	BAY CITY EQUIPMENT INDS INC	663.40	Generator Service/Maintenance-VP5 PS
25242	1/18/2024	CORODATA RECORDS MANAGEMENT ...	104.51	File Storage - December 2023
25243	1/18/2024	COUNTY OF SAN DIEGO	1,413.00	LPS Facility Permit DEH2002-HUPFP-105038 02/29/24-02/28/25
25244	1/18/2024	DATA NET SOLUTIONS GROUP	497.95	Monthly IT Services - December 2023
25245	1/18/2024	DEXTER WILSON ENGINEERING	1,310.00	FY23 SSMP Audit - December 2023
25246	1/18/2024	DXP ENTERPRISES INC	72,693.66	Batiquitos PS Pump # 1 Refurbishment
25247	1/18/2024	FEDERAL EXPRESS CORPORATION	46.04	Shipping 1/4/2024
25248	1/18/2024	FERGUSON WATER WORKS #1083	6,530.31	La Costa PS - Emergency Bypass Valve
25249	1/18/2024	HOWARD'S RUG CO	48,723.10	Carpet Replacement & Furniture Moving Srvs (2nd Floor Admin)
25250	1/18/2024	HUMANA DENTAL INS.	4,405.41	Dental Insurance- February 2024
25251	1/18/2024	PLANT PEOPLE, INC	186.90	Office Plant Maintenance - January 2024
25252	1/18/2024	PRUDENTIAL OVERALL SUPPLY	144.39	Weekly Uniform Laundry 1/16/2024
25253	1/18/2024	READY LINE FLEET SERVICE INC	1,531.60	Vehicle Service/Maintenace - Vehicle #159
25254	1/18/2024	SAN DIEGUITO WATER DISTRICT	14.04	Water @ Tanker 2
25255	1/18/2024	SAN DIEGO GAS & ELECTRIC	324.59	Gas @ Admin

Leucadia Wastewater District
 Check/Voucher Register - Demand Summary for Board
 1001 - PPB (Opus) General Checking Account
 From 1/5/2024 Through 2/8/2024

Check Number	Effective Date	Vendor Name	Check Amount	Transaction Description
25256	1/18/2024	SOUTHERN CONTRACTING COMPANY	1,800.00	Check Run 01/18/24
	1/18/2024	SOUTHERN CONTRACTING COMPANY	1,680.00	Circuit Breaker for Ventilation Fan-Leucadia PS
25257	1/18/2024	I2B NETWORKS INC DBA SPACELINK	160.00	Webcam @ BPS 1/14/24-02/13/24
25258	1/18/2024	STAPLES	(1.72)	Credit on Invoice # 3555705333
	1/18/2024	STAPLES	283.48	Office Supplies
25259	1/18/2024	STATE WATER RESOURCES CONTROL...	1,651.00	Annual Permit Fees 01/01/2024-12/31/2024
25260	1/18/2024	TIM BESTAMENTE	388.98	Replace electrical box in conference room & patch holes
25261	1/18/2024	T.S. INDUSTRIAL SUPPLY	156.45	EA Green Marking Chalk
25262	1/18/2024	OCCUPATIONAL HEALTH CENTERS OF...	312.00	Hep B Vax
25263	1/18/2024	V&A CONSULTING ENGINEERS	2,850.00	Quarterly SM Creek Flow Measurements
25264	1/25/2024	BAY CITY EQUIPMENT INDS INC	258.10	Generator Service/Maintenance-Portable # 135/166/167/174
25265	1/25/2024	COSCO FIRE PROTECTION	740.00	Annual Fire Sprinkler & Annual Fire Alarm Inspection
25266	1/25/2024	C W E A	108.00	Certification Renewal-Collection System Main Grd 3-C.Russell
25267	1/25/2024	DEXTER WILSON ENGINEERING	2,767.00	General Engineering 103-500 FY2024
25268	1/25/2024	ENCINA WASTEWATER AUTHORITY	3,766.80	Lab Testing
25269	1/25/2024	FEDERAL EXPRESS CORPORATION	113.23	Shipping 01/11/24
25270	1/25/2024	THE HARTFORD	453.91	Life Insurance-January 2024
25271	1/25/2024	MAVTECK	8,000.00	11/01-12/30/23 CM/Inspection Services
25272	1/25/2024	MISSION SQUARE	6,536.49	Deferred Comp for PPE 01/21/24
25273	1/25/2024	MUTUAL OF OMAHA	1,286.12	Disability Insurance-February 2024
25274	1/25/2024	OLIVENHAIN MUNICIPAL WATER DIS...	57.96	Water @ VP5 PS
25275	1/25/2024	PACIFIC RIM MECHANICAL	3,660.00	AC Repairs @ BPS
25276	1/25/2024	Quench USA Inc	136.85	Office Drinking Water Monthly Service 01/19/24-02/18/24
25277	1/25/2024	RANCHO SANTA FE SECURITY SYSTEMS	258.00	Security Services Quarterly Billing 02/01/24-04/30/24
25278	1/25/2024	SAN DIEGO GAS & ELECTRIC	1,151.57	Electric @ La Costa PS
	1/25/2024	SAN DIEGO GAS & ELECTRIC	150.45	Electric @ RV PS
	1/25/2024	SAN DIEGO GAS & ELECTRIC	722.63	Electric @ Saxony PS
	1/25/2024	SAN DIEGO GAS & ELECTRIC	420.54	Electric @ VP5 PS
	1/25/2024	SAN DIEGO GAS & ELECTRIC	215.35	Electric @ VP7 PS
	1/25/2024	SAN DIEGO GAS & ELECTRIC	901.71	Electric/Gas @ E Estates PS
25279	1/25/2024	SMITHERS MSE INC	375.00	Carbon Sampling - BPS (3)
	1/25/2024	SMITHERS MSE INC	375.00	Carbon Sampling - LPS (3)
25280	1/25/2024	SOUTH BAY FOUNDRY	2,370.50	Sewer 4" tall Frames & 24" Covers (16 each)
25281	1/25/2024	TIM BESTAMENTE	543.59	Kitchen Sink repair, prep & paint walls
25282	1/25/2024	OCCUPATIONAL HEALTH CENTERS OF...	118.00	DOT Physical
25283	1/25/2024	VERIZON WIRELESS	962.02	Cell Phones 12/08/23-1/07/24
25284	2/1/2024	ADT COMMERCIAL LLC	165.00	Monthly Security Camera Maintenance 02/17/24-03/16/24
25285	2/1/2024	AIRGAS USA LLC	2,259.91	Liquid Oxygen Contract
25286	2/1/2024	ATEL COMMUNICATIONS, INC	1,566.38	Emergency Repair for Telephone system outage

Leucadia Wastewater District
 Check/Voucher Register - Demand Summary for Board
 1001 - PPB (Opus) General Checking Account
 From 1/5/2024 Through 2/8/2024

Check Number	Effective Date	Vendor Name	Check Amount	Transaction Description
25287	2/1/2024	AT&T	142.14	Phone Service Elevator - 12/25/23-1/24/24
	2/1/2024	AT&T	216.25	Phone Service-BPS 12/10/23-1/09/24
25288	2/1/2024	BAJA POOL AND SPA SERVICE	190.00	Water Fountain Weekly Maintenance - February 2024
25289	2/1/2024	BASE 9 CONSULTING INC	1,050.00	Diana AT&T Modem Configuration
25290	2/1/2024	AWSS INC	1,932.92	Vehicle Fuel 1/3/24-1/17/24
25291	2/1/2024	PETTY CASH	315.41	Check Run 02/01/24
25292	2/1/2024	CITY OF CARLSBAD	591.92	Water @ 1900 La Costa Ave 11/30/23-1/5/24
	2/1/2024	CITY OF CARLSBAD	167.31	Water @ 1960 La Costa Ave 11/30-12/31/23
	2/1/2024	CITY OF CARLSBAD	28.14	Water @ Fire Line 11/30-12/31/23
25293	2/1/2024	COLONIAL LIFE INS	184.16	Accident/Critical Illness Ins 1/10 & 1/24/24
25294	2/1/2024	COSCO FIRE PROTECTION	627.00	Replace Batteried on Water Flow Bell
25295	2/1/2024	COX COMMUNICATIONS SAN DIEGO	1,567.08	Phone / Internet Services 1/22/24-2/21/24
25296	2/1/2024	FIDELITY SECURITY LIFE INSURANCE...	416.97	Vision Insurance-February 2024
25297	2/1/2024	HAAKER EQUIPMENT CO	2,991.35	Orings, Seals, & Tube Protection
25298	2/1/2024	INFRASTRUCTURE ENGINEERING CORP	2,947.50	VP7 Pump Station Replacement
25299	2/1/2024	IWATER, INC	7,500.00	Annual Renewal Cloud Software 04/01/24-03/31/25
25300	2/1/2024	Jennifer L. LaBar	3,000.00	Lateral Reimbursement 23 Greenview Dr Carlsbad CA
25301	2/1/2024	JOAN RHINE	2,250.00	Lateral Reimbursement 1068 Passiflora Ave, Encinitas CA
25302	2/1/2024	LA COSTA LOGO, LLC	203.44	Robin's Retirement Award
25303	2/1/2024	PRUDENTIAL OVERALL SUPPLY	144.39	Weekly Uniform/Laundry Services 01/23/24
25304	2/1/2024	RCP BLOCK & BRICK, INC	101.34	Flood Control Sand Fill 1/2 cu ft bag
25305	2/1/2024	SAN DIEGO GAS & ELECTRIC	4,035.41	Electric @ Admin
	2/1/2024	SAN DIEGO GAS & ELECTRIC	93.15	Electric @ Avocado PS
	2/1/2024	SAN DIEGO GAS & ELECTRIC	777.49	Electric @ AWT
	2/1/2024	SAN DIEGO GAS & ELECTRIC	18,669.92	Electric @ BPS
	2/1/2024	SAN DIEGO GAS & ELECTRIC	387.39	Electric @ Diana PS
	2/1/2024	SAN DIEGO GAS & ELECTRIC	12,848.64	Electric @ LPS
25306	2/1/2024	STAPLES	108.55	Office Supplies
25307	2/1/2024	TERMINIX PROCESSING CENTER	73.00	Pest Control 1/17/24
25308	2/1/2024	TIM BESTAMENTE	321.69	Conference room upstairs repiars
25309	2/1/2024	OCCUPATIONAL HEALTH CENTERS OF...	118.00	DOT Physical C Russell
25310	2/1/2024	WATER WORKS ENGINEERING LLC	25,922.00	FY24 Diana Pump Station Upgrade-Dec 2023
	2/1/2024	WATER WORKS ENGINEERING LLC	918.76	FY24 Manhole Rehab Project
	2/1/2024	WATER WORKS ENGINEERING LLC	2,016.48	Rancho Verde PS Rehab (A)
25311	2/8/2024	ADS CORP DBA ADS ENVIRONMENTA...	4,655.00	Flow Metering and Data Analysis January 2024
	2/8/2024	ADS CORP DBA ADS ENVIRONMENTA...	1,340.00	Meter Maintenance / Data Delivery (ECHO)-Janaury 2024
25312	2/8/2024	AZTEC LEASING INC	530.88	Copy Machine Lease-January 2024
25313	2/8/2024	BAY CITY EQUIPMENT INDS INC	2,324.91	Add additional 31P Battery, cables, & Terminals

Leucadia Wastewater District
 Check/Voucher Register - Demand Summary for Board
 1001 - PPB (Opus) General Checking Account
 From 1/5/2024 Through 2/8/2024

Check Number	Effective Date	Vendor Name	Check Amount	Transaction Description
25314	2/8/2024	BRADS FOREIGN AND DOMESTIC	47.15	Smog Vehicle # 148
	2/8/2024	BRADS FOREIGN AND DOMESTIC	50.46	Smog Vehicle # 159
25315	2/8/2024	Brightview Landscape Services Inc	1,066.00	Landscape Maintenance Services @ Admin-February
	2/8/2024	Brightview Landscape Services Inc	378.00	Vegetation Cleanuo (Line Maintenance)-February 2024
25316	2/8/2024	CHARLES ULMER DBA: CHUCKS TIRE ...	50.00	Repair Tire Pump Truck
25317	2/8/2024	CITY OF CARLSBAD	300.26	Water for Vactor 1
	2/8/2024	CITY OF CARLSBAD	388.86	Water for Vactor 2
25318	2/8/2024	DATA NET SOLUTIONS GROUP	2,025.40	Monthly onsite PM January 2024
	2/8/2024	DATA NET SOLUTIONS GROUP	446.40	Upgrade FS1 File server
25319	2/8/2024	DKF SOLUTIONS GROUP, LLC	300.00	Monthly MSO Subscription - February 2024
25320	2/8/2024	DXP ENTERPRISES INC	897.03	Valve Ball, Flange, Elbow PVC, Gaskets, Bolt Pack
25321	2/8/2024	HAAKER EQUIPMENT CO	(689.60)	Credit on INV C3A217
	2/8/2024	HAAKER EQUIPMENT CO	237.40	Hinge and Latch
	2/8/2024	HAAKER EQUIPMENT CO	311.51	Tiger Tail 3x3
	2/8/2024	HAAKER EQUIPMENT CO	5,082.92	Tool Box, Inverter, Mounting Hardware, Labor and Supplies
25322	2/8/2024	HOME DEPOT-ENCINITAS	398.62	Jump Start
	2/8/2024	HOME DEPOT-ENCINITAS	109.82	Shower Head, Simple Green
	2/8/2024	HOME DEPOT-ENCINITAS	205.45	WD40,Cleaning Supplies, Elec Tape
	2/8/2024	HOME DEPOT-ENCINITAS	28.17	Windshield Fluid, Rope
25323	2/8/2024	KEN GRODY FORD	450.21	Repair Orders #171
	2/8/2024	KEN GRODY FORD	160.00	Smog # 126
25324	2/8/2024	Kyle Smith	2,582.00	Lateral Reimbursement 1919 Skyknoll Way, Encinitas CA
25325	2/8/2024	MALLORY SAFETY AND SUPPLY	140.08	Earplugs and Gloves
	2/8/2024	MALLORY SAFETY AND SUPPLY	175.09	White Coveralls
25326	2/8/2024	MINUTEMAN PRESS	164.60	Business Cards (Roesnik/Saldana)
	2/8/2024	MINUTEMAN PRESS	274.67	Letterhead-Classic Linen
	2/8/2024	MINUTEMAN PRESS	143.25	Window Envelopes-Black Ink only
25327	2/8/2024	MITSUBISHI ELECTRIC US INC - MEU...	375.30	Elevator Maintenance - February 2024
25328	2/8/2024	MSC JANITORIAL SERVICE, INC	2,334.58	Janitorial Services-January
25329	2/8/2024	NAPA AUTO	(369.25)	Credit on Invoice 703506
	2/8/2024	NAPA AUTO	374.63	Whit Lith GRS. Grease
	2/8/2024	NAPA AUTO	31.23	Wrapped V belt
	2/8/2024	NAPA AUTO	60.30	Wrapped V-Belt
25330	2/8/2024	OLIVENHAIN MUNICIPAL WATER DIS...	71.55	Recycled Water @ Traveling
	2/8/2024	OLIVENHAIN MUNICIPAL WATER DIS...	57.96	Water @ Encinitas Estates PS
	2/8/2024	OLIVENHAIN MUNICIPAL WATER DIS...	447.45	Water @ Traveling
	2/8/2024	OLIVENHAIN MUNICIPAL WATER DIS...	314.94	Water @ Traveling 2
	2/8/2024	OLIVENHAIN MUNICIPAL WATER DIS...	63.24	Water @ VP7
25331	2/8/2024	PRUDENTIAL OVERALL SUPPLY	191.29	Weekly Uniform/Laundry Services 02/6/24
25332	2/8/2024	RCP BLOCK & BRICK, INC	101.34	Flood Control Sand Fill 1/2 cu ft bag
25333	2/8/2024	REPUBLIC SERVICES #661	395.76	Waste Services- January 2024
25334	2/8/2024	RIGHT-OF-WAY ENGINEERING SERVI...	2,130.00	La Costa Trunk Line Monitoring
25335	2/8/2024	SAFE HEARING AMERICA, INC	1,143.00	On Site Audiometric testing for FSTs
25336	2/8/2024	SAN DIEGUITO WATER DISTRICT	254.32	Water @ Tanker 1
	2/8/2024	SAN DIEGUITO WATER DISTRICT	37.40	Water @ Tanker 2

Leucadia Wastewater District
 Check/Voucher Register - Demand Summary for Board
 1001 - PPB (Opus) General Checking Account
 From 1/5/2024 Through 2/8/2024

Check Number	Effective Date	Vendor Name	Check Amount	Transaction Description
25337	2/8/2024	SKC-WEST, INC	42.88	MX-6 VPRO 5 MX-4 Blue filter for pump
25338	2/8/2024	PROFESSIONAL EXCHANGE	90.00	Monthly Phone Answering Services - January 2024
25339	2/8/2024	UNDERGROUND SERVICE ALERTS/C	363.50	Monthly Underground Alarm Service
	2/8/2024	UNDERGROUND SERVICE ALERTS/C	76.07	Monthly Underground State Fee
25340	2/8/2024	UNIFIRST FIRST AID CORP	243.16	First Aid Supplies
25341	2/8/2024	WILLIAMS LLP	2,850.00	Legal Services - January 2024
Report Total			587,187.04	

Leucadia Wastewater District
 Posted General Ledger Transactions - CD Transactions for Demands

Session ID	Document Number	Effective Date	Name	Debit	Transaction Description
CD1122	1002544394	1/11/2024	CALPERS	3,872.09	CalPERS Retirement for Payroll on 01/07/24-Classic EE
		1/11/2024	CALPERS	8,354.05	CalPERS Retirement for Payroll on 01/07/24-Classic ER
	1002544395	1/11/2024	CALPERS	2,770.42	CalPERS Retirement for Payroll on 12/24/23-PEPRA EE
		1/11/2024	CALPERS	2,745.38	CalPERS Retirement for Payroll on 12/24/23-PEPRA ER
Total CD1122				17,741.94	
CD1123	Nation-01/10/24	1/11/2024	NATIONWIDE RETIREMENT SOLUTIONS	1,358.13	Nationwide Deferred Comp for Payroll on 01/10/24
	Nation-12/27/23	12/28/2023	Pacific Premier Bank		Nationwide Deferred Comp for Payroll on 12/27/23
	Nation-12/27/23A	12/28/2023	NATIONWIDE RETIREMENT SOLUTIONS	1,200.00	Nationwide Deferred Comp for Payroll on 12/27/23
Total CD1123				2,558.13	
CD1124	270441173965404	1/11/2024	United States Treasury	9,605.82	Payroll Taxes for Check Dated 01/10/24-Federal W/H
		1/11/2024	United States Treasury	10,725.28	Payroll Taxes for Check Dated 01/10/24-FICA
		1/11/2024	United States Treasury	2,508.32	Payroll Taxes for Check Dated 01/10/24-MediCare
	7557554	1/11/2024	EMPLOYMENT DEVELOPMENT DEPT	3,507.93	Payroll Taxes for Check Dated 01/10/24-State
Total CD1124				26,347.35	
CD1129	BankFee011624	1/16/2024		84.92	Misc Bank Fee - Analysis Activity
Total CD1129				84.92	
CD1130	1002549365	2/1/2024	CALPERS	39,837.86	CalPERS Health Insurance-January 2024-Staff

Leucadia Wastewater District
 Posted General Ledger Transactions - CD Transactions for Demands

Session ID	Document Number	Effective Date	Name	Debit	Transaction Description
		2/1/2024	CALPERS	942.00	CalPERS Health Insurance-January 2024-Retirees
		2/1/2024	CALPERS	142.04	CalPERS Health Insurance-January 2024-Admin
	1002549366	2/1/2024	CALPERS	2,020.64	CalPERS Health Insurance-December 2023-Board
		2/1/2024	CALPERS	6.47	CalPERS Health Insurance-December 2023-Admin
Total CD1130				42,949.01	
CD1131	270442594471212	1/25/2024	United States Treasury	10,022.70	Payroll Taxes for Check Dated 01/24/24-Federa W/H
		1/25/2024	United States Treasury	11,109.08	Payroll Taxes for Check Dated 01/24/24-FICA
		1/25/2024	United States Treasury	2,598.08	Payroll Taxes for Check Dated 01/24/24-MediCare
	7581393	1/25/2024	EMPLOYMENT DEVELOPMENT DEPT	3,675.00	Payroll Taxes for Check Dated 01/24/24-State
Total CD1131				27,404.86	
CD1132	Nation-01/24/24	1/25/2024	NATIONWIDE RETIREMENT SOLUTIONS	1,366.71	Nationwide Deferred Comp for Payroll on 01/24/24
Total CD1132				1,366.71	
CD1133	1002560670	1/26/2024	CALPERS	4,094.80	CalPERS Retirement for Payroll on 01/24/24-Classic EE
		1/26/2024	CALPERS	8,834.56	CalPERS Retirement for Payroll on 01/24/24-Classic ER
	1002560671	1/26/2024	CALPERS	2,808.87	CalPERS Retirement for Payroll on 1/24/24-PEPRA EE
		1/26/2024	CALPERS	2,783.47	CalPERS Retirement for Payroll on 1/24/24-PEPRA ER
Total CD1133				18,521.70	

Leucadia Wastewater District
 Posted General Ledger Transactions - CD Transactions for Demands

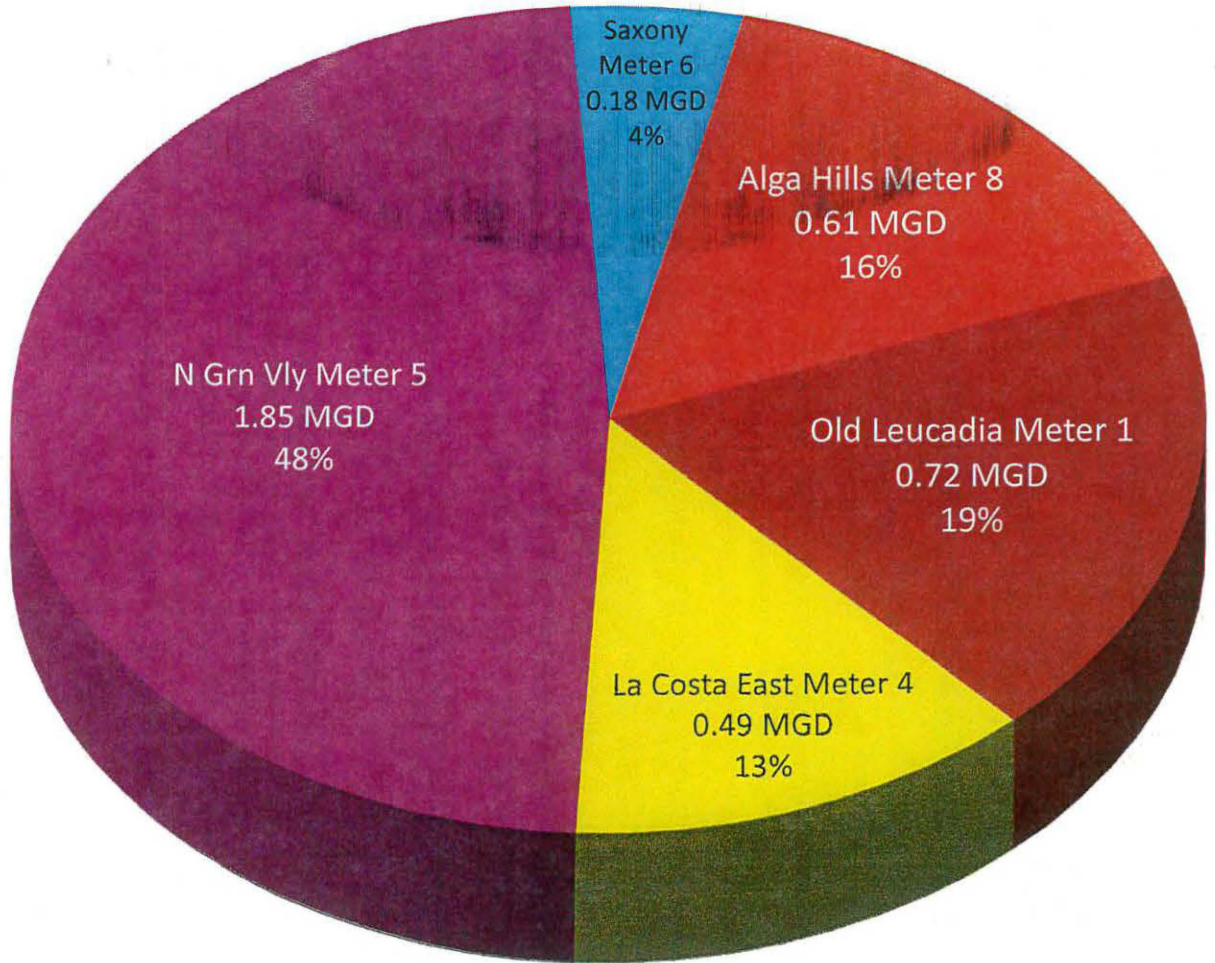
Session ID	Document Number	Effective Date	Name	Debit	Transaction Description
CD1134	270443364439591	2/2/2024		284.70	Board Payroll Taxes for Checks Dated 02/01/24-Federal
		2/2/2024		372.00	Board Payroll Taxes for Checks Dated 02/01/24-FICA
		2/2/2024		121.80	Board Payroll Taxes for Checks Dated 02/01/24-Medicare
Total CD1134				778.50	
CD1136	1002566831	1/30/2024	CALPERS	96.00	PERS Retirement Pay Period 11/1-11/30/23 E Sullivan-EE
		1/30/2024	CALPERS	207.12	PERS Retirement Pay Period 1/1-1/31/24 E. Sullivan-ER
Total CD1136				303.12	
CD1137	Nation-02/07/24	2/8/2024	NATIONWIDE RETIREMENT SOLUTIONS	1,369.20	Nationwide Deferred Comp for Payroll on 02/07/24
Total CD1137				1,369.20	
CD1139	270443923702174	2/8/2024	United States Treasury	10,047.82	Payroll Taxes for Check Dated 02/07/24-Federal W/H
		2/8/2024	United States Treasury	11,274.78	Payroll Taxes for Check Dated 02/07/24-FICA
		2/8/2024	United States Treasury	2,636.86	Payroll Taxes for Check Dated 02/07/24-Medicare
	7615338	2/8/2024	EMPLOYMENT DEVELOPMENT DEPT	3,737.48	Payroll Taxes for Check Dated 02/07/24-State
Total CD1139				27,696.94	
Report Total				167,122.38	

**LEUCADIA WASTEWATER DISTRICT
OPERATIONS REPORT
FISCAL YEAR 2024 (July 2023 - June 2024)**


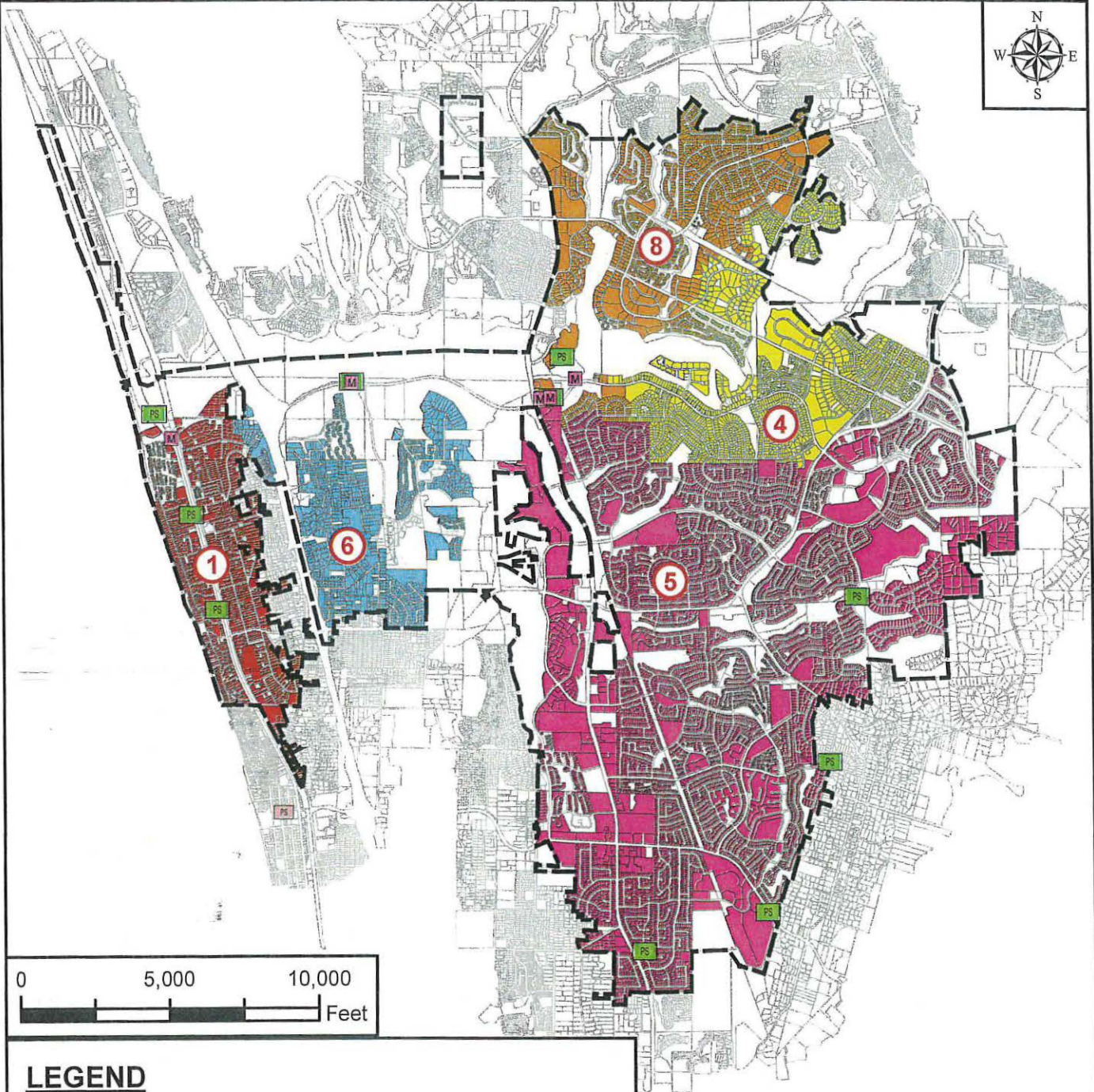
CURRENT MONTH Jan-24							FY 2023
Period	Total Rain Inches	Total Flow MG	Added EDU's 28,936.03	LWD ADF (MGD)	GPD/EDU	RECLAIMED Total (ac-ft/mo)	LWD ADF (MGD)
JULY	0.00	116.56	24.75	3.76	129.83	36.08	3.81
YTD			28,960.78				
AUGUST	2.56	118.73	4.46	3.83	132.22	19.08	3.96
YTD			28,965.24				
SEPTEMBER	0.08	115.20	2.25	3.70	127.73	22.89	3.91
YTD			28,967.49				
OCTOBER	0.06	114.08	3.00	3.68	127.02	23.49	3.76
YTD			28,970.49				
NOVEMBER	1.17	114.90	0.60	3.68	127.02	10.91	3.87
YTD			28,971.09				
DECEMBER	0.99	118.11	0.00	3.62	124.95	5.23	3.80
YTD			28,971.09				
JANUARY	3.56	119.35	0.25	3.71	128.06	1.58	4.00
YTD			28,971.34				
FEBRUARY							3.63
YTD							
MARCH							3.86
YTD							
APRIL							3.82
YTD							
MAY							3.99
YTD							
JUNE							3.67
YTD							
YTD Totals	8.42	816.93	35.31			119.26	
Mo Average	1.20	116.70	5.04	3.71	128.12	17.04	3.84

30

**LWD Flows by Sub-Basin
January 2024
Total LWD Flow 3.85 MGD**



LEUCADIA WASTEWATER DISTRICT



LEGEND

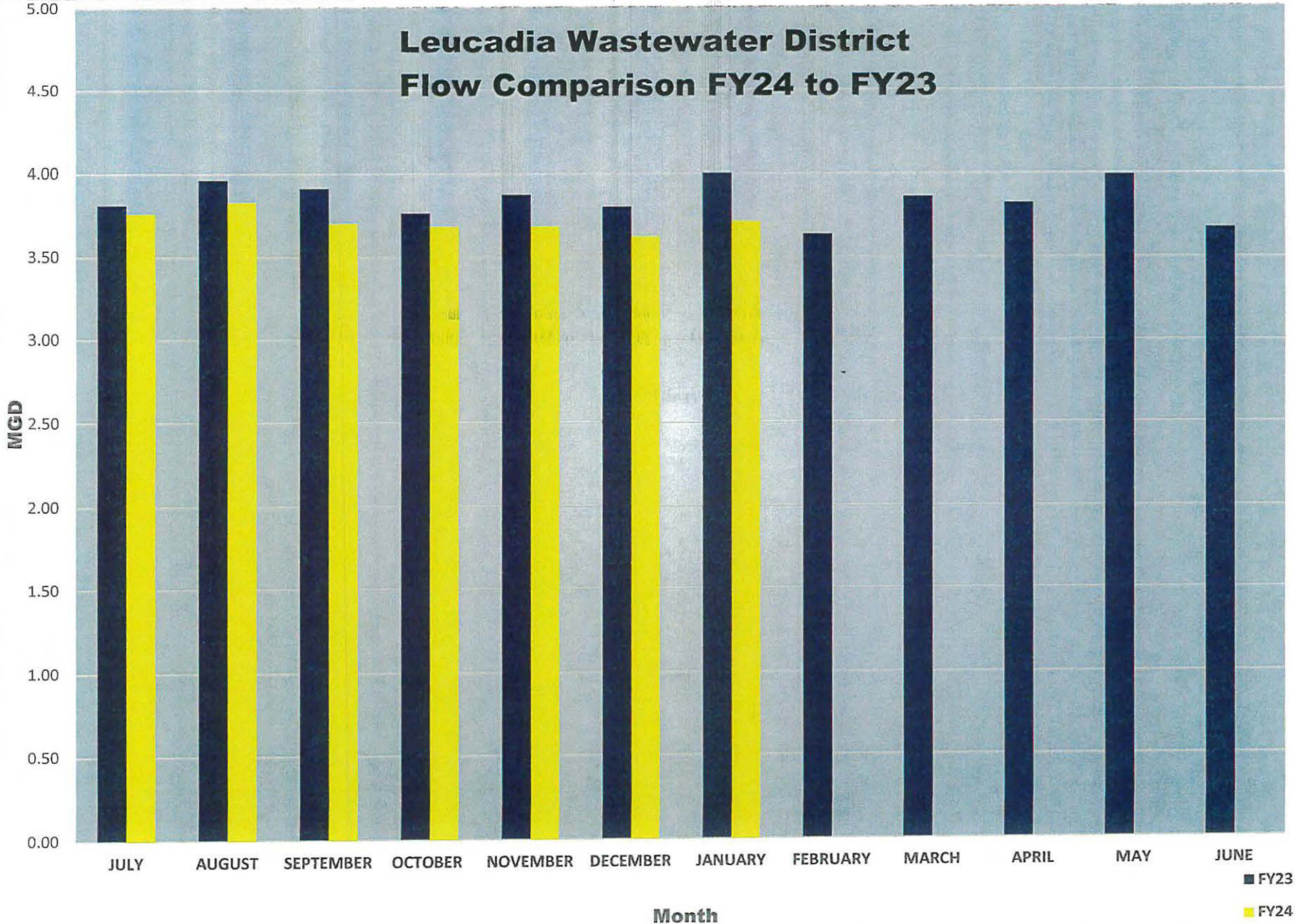
- | | |
|-------------------------|-------------------------|
| Parcels by Basin | Meter Locations |
| 1 - Old Leucadia | LWD Pump Stations |
| 4 - La Costa East | Encinitas Pump Stations |
| 5 - North Green Valley | LWD Boundary |
| 6 - Saxony | |
| 8 - Alga Hills | |



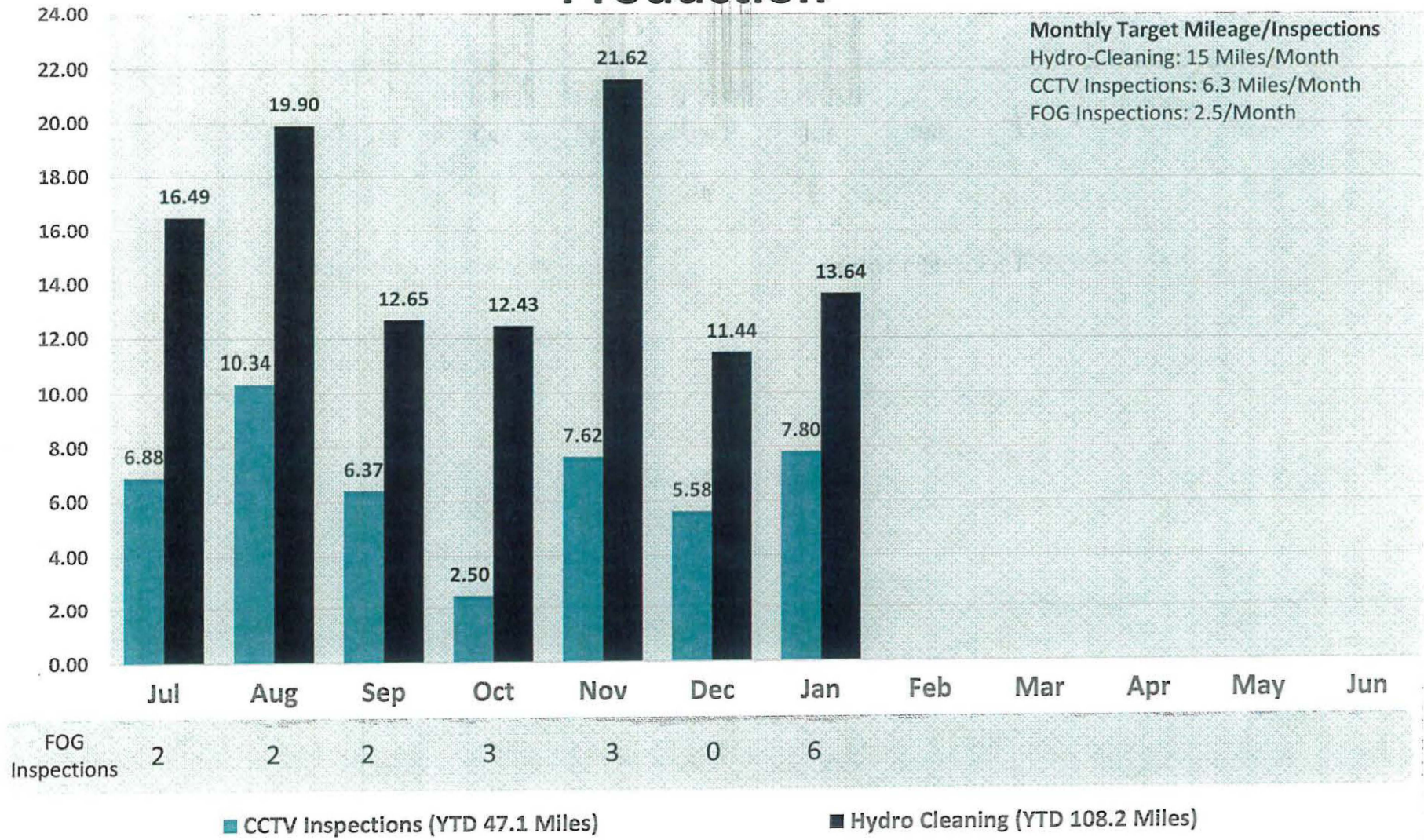
DEXTER WILSON ENGINEERING, INC.
CONSULTING ENGINEERS
(760) 438-4422

SEWER COLLECTION SYSTEM BY SUB-BASIN

Leucadia Wastewater District Flow Comparison FY24 to FY23



FY-24 CCTV Inspections & Hydro Cleaning Production



Operations and Administration Training Report
January 2024

Training & Safety Events for the month January 2024
Hours

Description	Ops	Admin	Total
Accident Prevention Signs & Tags	0.0	1.0	1.0
Anti Harassment Training for All Employees - CA (SB1343)	4.0	2.0	6.0
CalOSHA Awareness Level Training Module	0.0	1.0	1.0
Defensive Driving	0.0	1.0	1.0
Village Park 5 Bypass Pump Training Tailgate	15.0	0.0	15.0
Skid Steer Operations	4.0	0.0	4.0
Fall Protection	3.0	0.0	3.0
HAZWOPER Awareness (Modules #1)	2.0	0.0	2.0
HAZWOPER Awareness (Module #2)	2.0	0.0	2.0
Simple Rules for Safe Lifting	1.0	1.0	2.0
CA Local Agency Ethics	2.0	2.0	4.0
CSMFO Ladder Safety	0.0	0.5	0.5
CSRMA COVID-19 Exposure Control and Disease Preparedness	0.0	1.0	1.0
Preparing for Annual Cerified Spill Reporting	8.0	0.0	8.0
CSRMA Office Ergonomics	0.0	1.0	1.0
CSRMA Hand and Power Tool Safety: Avoiding Hazards	1.0	0.0	1.0
DataNet Business Email Compromise Gift Card Scams	0.5	2.0	2.5
DataNet Phishing The Dangers of Malicious Attachments	0.5	0.0	0.5
DataNet Zero Trust Security: Intro and Definition	1.0	2.0	3.0
DataNet CMMC Understanding the 5 Level Maturity Levels	0.5	0.0	0.5
DataNet Good Password Practices	1.0	0.5	1.5
DataNet Social Media Safety	0.5	2.0	2.5
DataNet What is PHI/ePHI	0.5	2.0	2.5
DataNet COVID-19 and Government Spoofing	0.5	0.5	1.0
Water Industry Back Injury Prevention	1.0	0.0	1.0
Water Industry Backflow Prevention Overview	1.0	0.0	1.0
Workplace Violence Prevention Training	6.0	5.0	11.0
Total Training Hours	55.0	24.5	79.5

Conferences/Webinars/Seminars for the month of December 2023
Attendees

Description	Ops	Admin	Total
CASA Seminar	0	2	2
California Air Resources Board (CARB) : Advanced Clean Fleets State and Local Govt. Fleets	3	1	4
CSMFO Officer's Conference	0	1	1
CSDA Prevailing Wage Update	0	1	1
CalPERS Advanced Membership Virtual Class	0	1	1
CSDA Keeping up with the Brown Act	0	1	1
Total Attended Conferences	3	7	10

Notes:
Trainings include web-based, classroom, tailgates and safety events



LEADERS IN
ENVIRONMENTAL
PROTECTION

Operations and Administration Training Report Summary for Fiscal Year 2024

Training		Hours	
Month	Ops	Admin	Total
Jul-23	27.0	13.0	40.0
Aug-23	28.0	10.0	38.0
Sep-23	67.5	16.0	83.5
Oct-23	37.0	6.0	43.0
Nov-23	37.5	11.0	48.5
Dec-23	48.0	9.0	57.0
Jan-24	55.0	24.5	79.5
Feb-24	0.0	0.0	0.0
Mar-24	0.0	0.0	0.0
Apr-24	0.0	0.0	0.0
May-24	0.0	0.0	0.0
Jun-24	0.0	0.0	0.0
YTD Totals	300.0	89.5	389.5

Conferences		Attendees	
Month	Ops	Admin	Total
Jul-23	0.0	2.0	2.0
Aug-23	6.0	8.0	14.0
Sep-23	0.0	6.0	6.0
Oct-23	1.0	2.0	3.0
Nov-23	0.0	2.0	2.0
Dec-23	0.0	2.0	2.0
Jan-24	3.0	7.0	10.0
Feb-24	0.0	0.0	0.0
Mar-24	0.0	0.0	0.0
Apr-24	0.0	0.0	0.0
May-24	0.0	0.0	0.0
Jun-24	0.0	0.0	0.0
YTD Total	10.0	29.0	39.0

Notes:

Trainings include web-based, classroom, and tailgates

Conferences include CASA, CWEA, CSDA, CSRMA, CSFMO

Leucadia Wastewater District

Balance Sheet

As of 1/31/2024

(In Whole Numbers)

	Amount
Assets	
Cash & Investments	26,355,399
Accounts Receivables	116,893
Net OPEB Asset	149,103
Prepaid Expense	345,372
Funds held with Encina Wastewater Authority	445,200
Capital Assets	191,971,167
Less Accumulated Depreciation	(67,725,713)
Total Assets	151,657,421
Deferred Outflows	
PERS Pension Deferred Outflows	2,452,372
OPEB Health Deferred Outflows	111,455
Total Deferred Outflows	2,563,827
Total Assets & Deferred Outflows	154,221,248
Liabilities	
Accounts Payable & Accrued Expenses	675,516
Developer Deposits	162,839
Lease Liability	6,818
Net Pension Liability	4,848,371
Total Liabilities	5,693,543
Deferred Inflows	
PERS Pension Deferred Inflows	247,136
OPEB Health Deferred Inflows	77,393
Total Deferred Inflows	324,529
Net Position	
Beginning Net Position (as of June 30, 2023)	
Investment in Capital Assets	124,238,637
Reserves	24,508,862
Undesignated Net Position	(0)
Total Beginning Net Position (as of June 30, 2023)	148,747,499
Current Change In Net Position	
Other	(544,323)
Total Current Change In Net Position	(544,323)
Total Net Position	148,203,176
Total Liabilities, Deferred Inflows & Net Position	154,221,248

Leucadia Wastewater District

Summary Budget Comparison - Revenues and Operating Expenses

From 7/1/2023 Through 1/31/2024

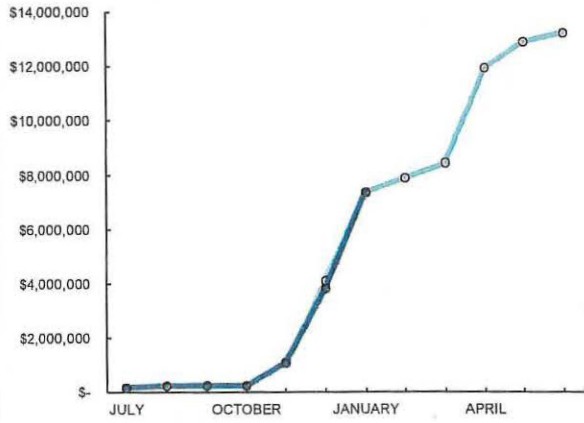
Account Title	YTD Actual	Total Annual Budget	Remaining Budget	Percentage Total Budget Used
OPERATING REVENUES				
3110 Sewer Service Fees	\$ 7,375,794.10	\$13,213,949.00	\$ 5,838,154.90	55.8%
3150 Recycled Water Sales	175,430.10	403,000.00	227,569.90	43.5%
3100 Misc. Operating Revenue	21,161.16	190,824.00	169,662.84	11.1%
TOTAL OPERATING REVENUES	\$ 7,572,385.36	\$13,807,773.00	\$ 6,235,387.64	54.8%
OPERATING EXPENSES				
4100 Salaries	\$ 1,237,756.79	\$ 2,230,802.00	\$ 993,045.21	55.5%
4200 Employee Benefits	852,406.20	1,577,047.00	724,640.80	54.1%
4300 Directors Expense	52,007.07	130,600.00	78,592.93	39.8%
4600 Gas, Oil & Fuel	29,659.75	61,000.00	31,340.25	48.6%
4700 Insurance Expense	231,386.35	237,500.00	6,113.65	97.4%
4800 Memberships	36,142.74	40,000.00	3,857.26	90.4%
4900 Office Expense	96,811.70	179,280.00	82,468.30	54.0%
5000 Operating Supplies	62,163.40	154,400.00	92,236.60	40.3%
5200 Professional Services	199,794.91	464,050.00	264,255.09	43.1%
5300 Printing & Publishing	16,828.12	32,000.00	15,171.88	52.6%
5400 Rents & Leases	9,192.43	22,900.00	13,707.57	40.1%
5500 Repairs & Maintenance	266,911.48	555,135.00	288,223.52	48.1%
5600 Monitoring & Permits	76,287.80	93,600.00	17,312.20	81.5%
5700 Training & Development	23,435.97	52,000.00	28,564.03	45.1%
5900 Utilities	342,729.56	578,600.00	235,870.44	59.2%
6100 LAFCO Operations	7,344.11	9,050.00	1,705.89	81.2%
6200 Encina Operating Expense	1,832,196.00	2,884,000.00	1,051,804.00	63.5%
6900 Admin O/H alloc to Capital	(107,062.83)	(210,060.00)	(102,997.17)	51.0%
TOTAL OPERATING EXPENSES	\$ 5,265,991.55	\$ 9,091,904.00	\$ 3,825,912.45	57.9%
NON-OPERATING REVENUES				
3130 Capacity Fees	\$ 195,038.12	\$ 152,670.00	\$ (42,368.12)	127.8%
3220 Property Taxes	1,236,639.83	2,213,000.00	976,360.17	55.9%
3250 Investment Income	329,085.00	485,000.00	155,915.00	67.9%
3290 Misc. Non Op Revenue	6,030.12	535,400.00	529,369.88	1.1%
TOTAL NON-OPERATING REVENUES	\$ 1,766,793.07	\$ 3,386,070.00	\$ 1,619,276.93	52.2%

Preliminary: subject to future review, reconciliation, accruals and audit

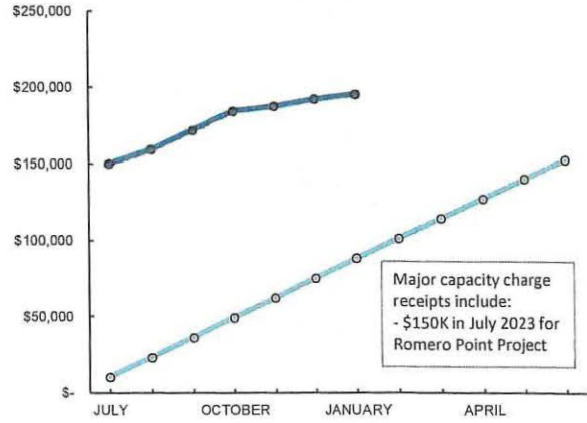
Leucadia Wastewater District Revenue FY2024

YTD through January 31, 2024

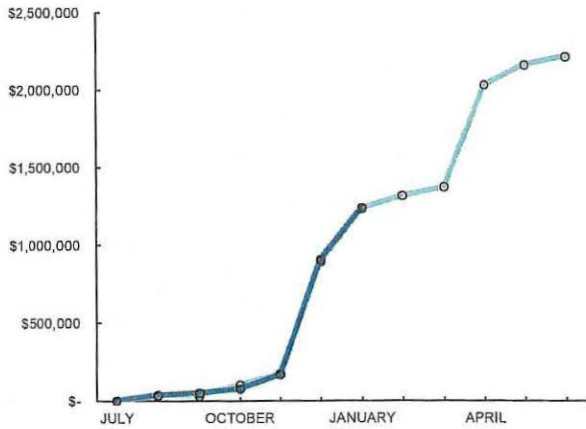
Sewer Service Fees



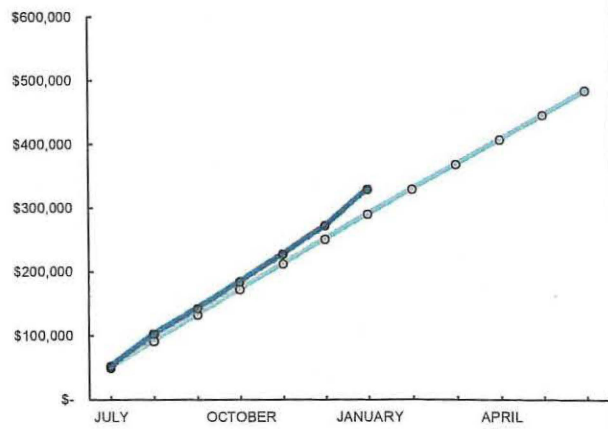
Capacity Charges



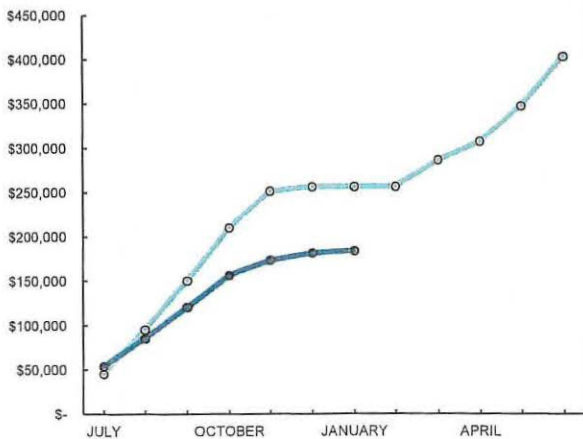
Property Taxes



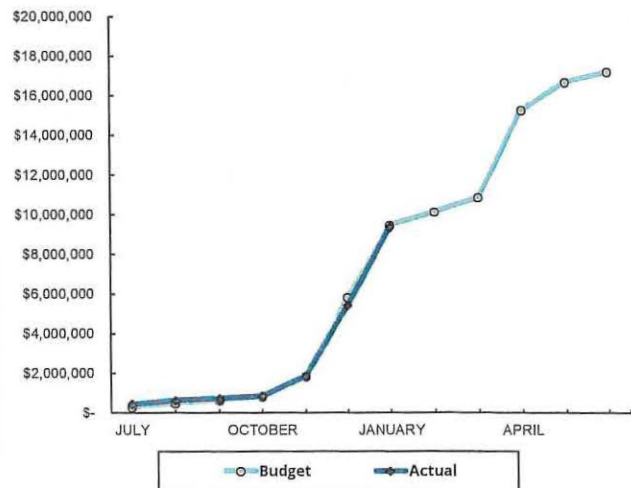
Investment Income



Recycled Wastewater Sales



Total Revenue

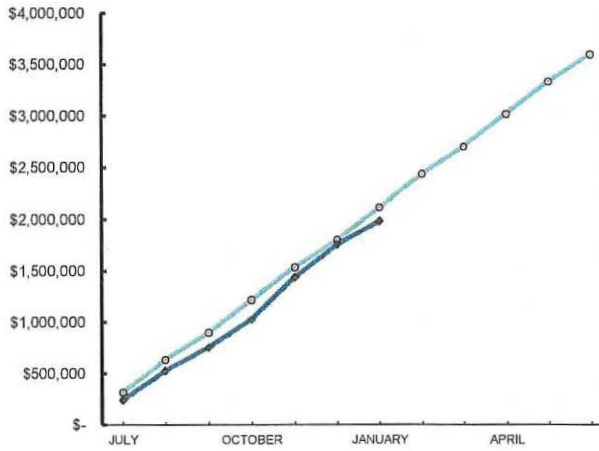


* Preliminary: subject to future review, reconciliation, accruals, and audit

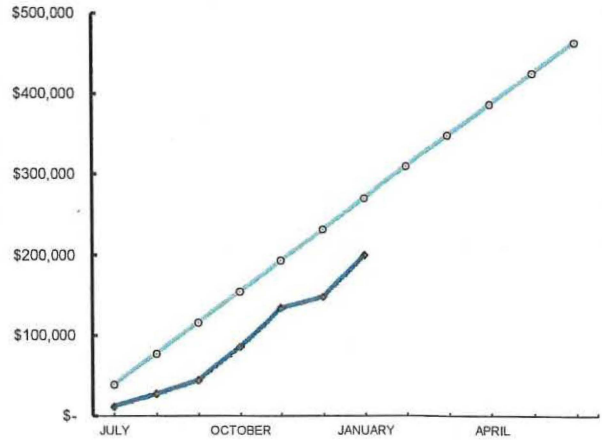
Leucadia Wastewater District Operating Expenses FY2024

YTD through January 31, 2024

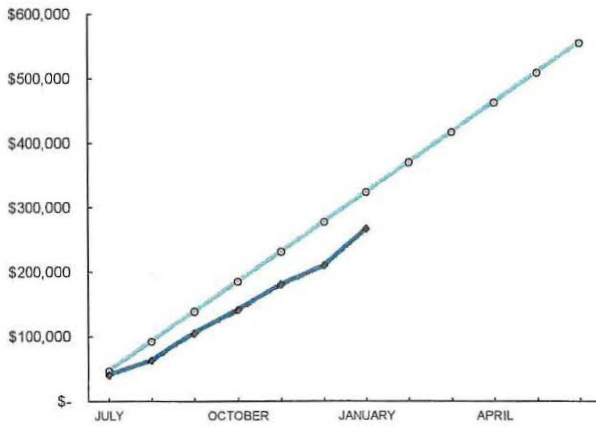
Salaries and Benefits



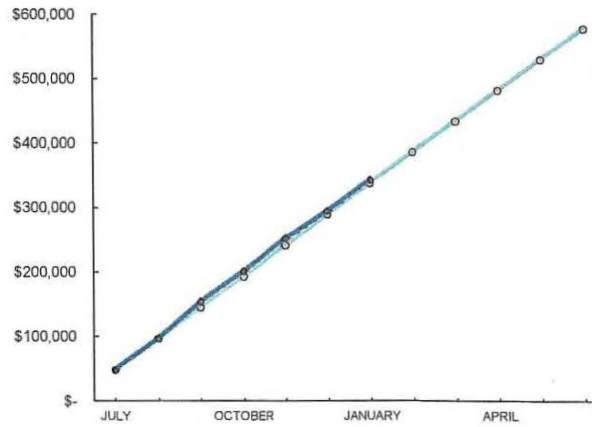
Professional Services



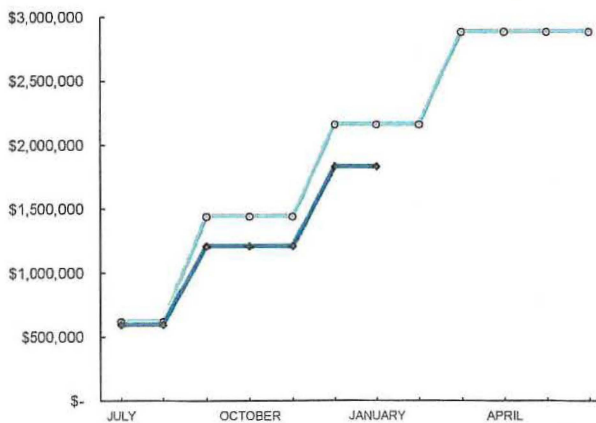
Repairs & Maintenance



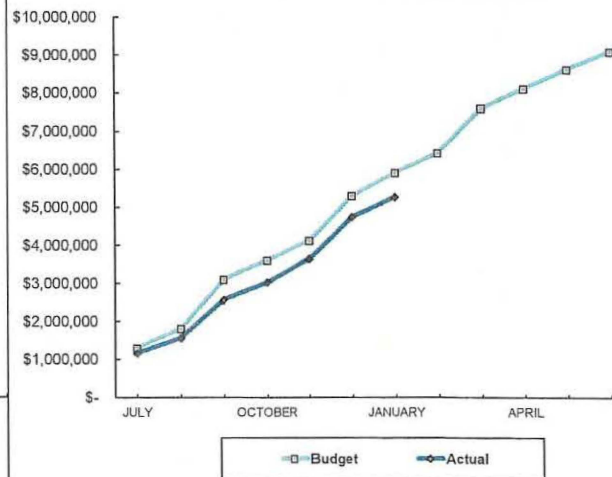
Utilities



Encina M&O



Total Operating Expenses -
Before Depreciation & Replacement

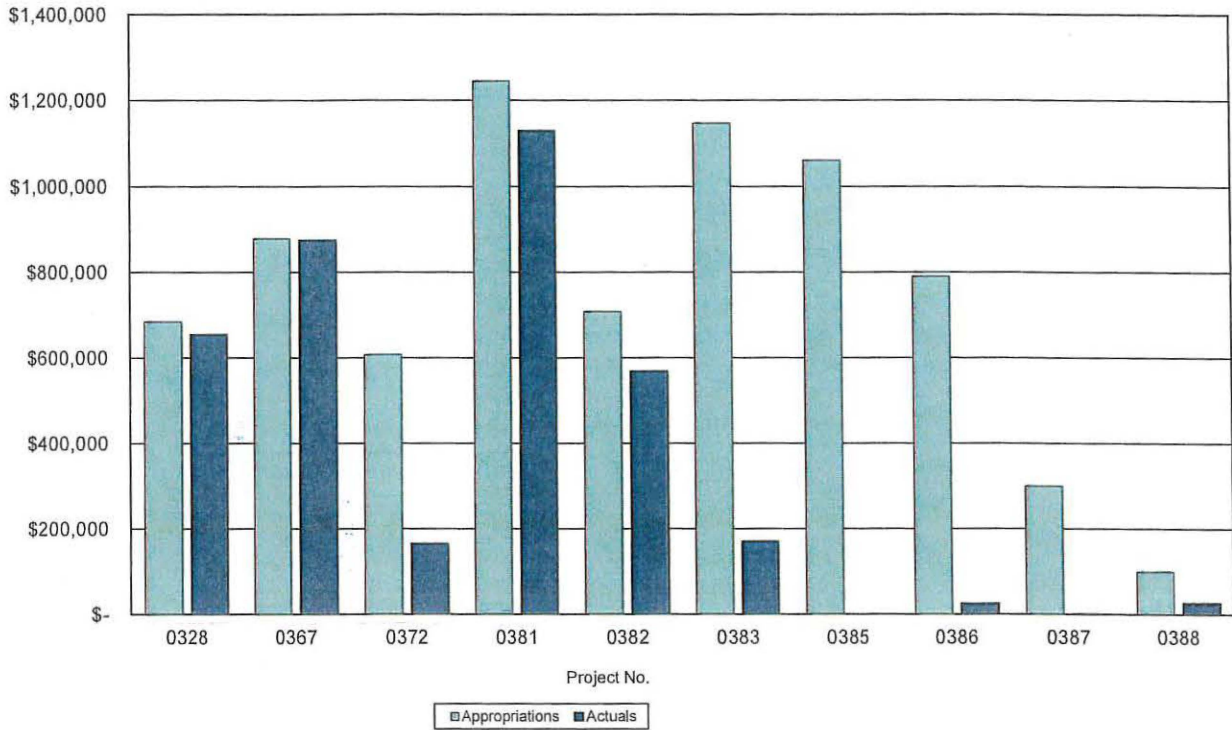


* Preliminary: subject to future review, reconciliation, accruals, and audit

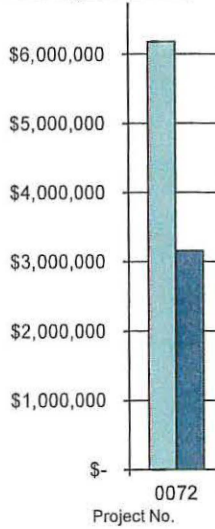
Leucadia Wastewater District Capital Expenditures

As of January 31, 2024

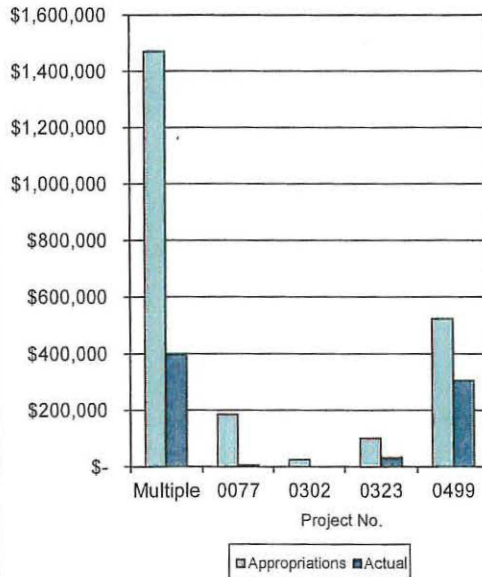
District Multi Year Capital Expenditures by Project Through FY2024



District's Share of Encina WPCF Capital Exp Through FY2024



Single Year Capital Expenditures by Project FY2024



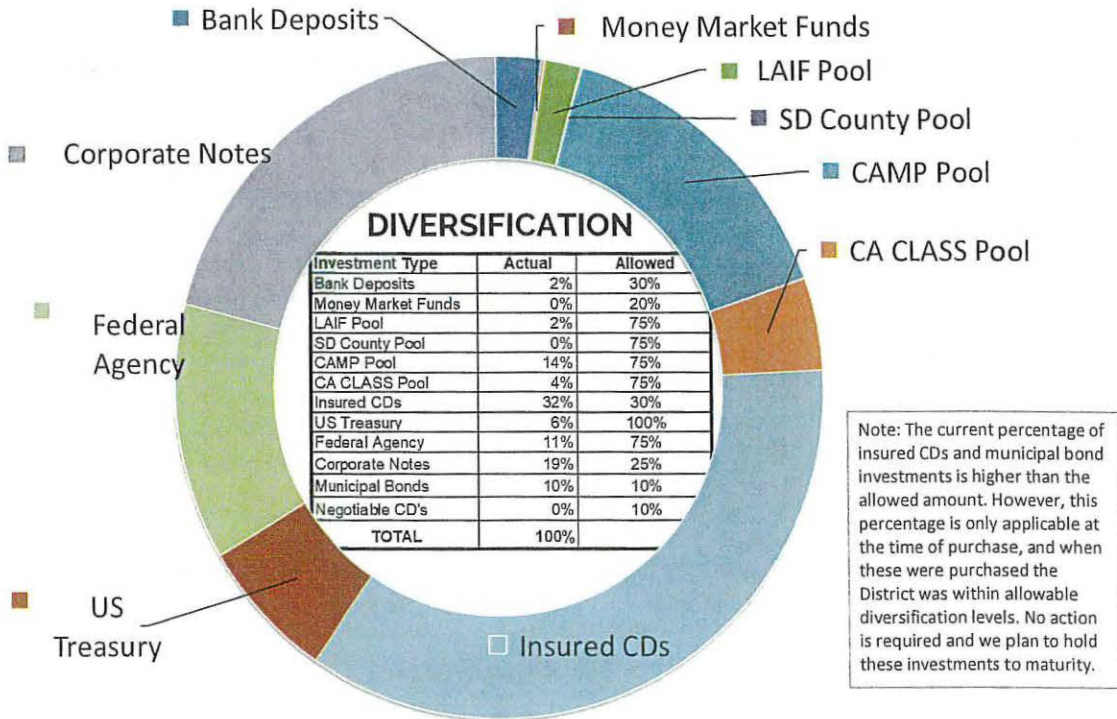
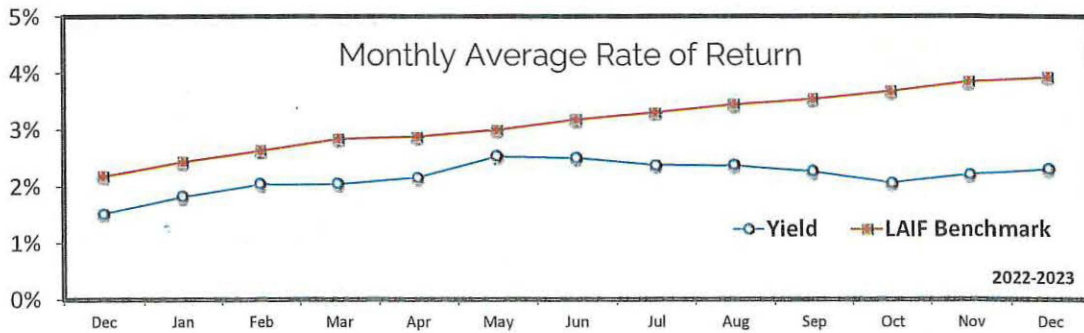
Project Legend

Multi-Year Capital Projects	No.
Encina Capital	0072
Water Recycling Group	0328
B1 Force Main - N. Section Replacement	0367
Diana Pump Station Upgrade	0372
Village Park 7 Pump Station Rehabilitation	0381
FY2023 Gravity Pipeline Rehabilitation	0382
Rancho Verde Pump Station	0383
Batiquitos Emergency Basin Project	0385
FY2024 Gravity Pipeline Rehabilitation	0386
L1 Condition Assessment	0387
San Marcos Creek Crossing Repair	0388
Single Year Capital Projects	No.
Equipment - Capital Acquisitions	Multiple
Misc. Pipeline Rehabilitation	0077
District Engineering Services	0302
Lateral Replace/Backflow Prevention	0323
LWD Gen'l Cap Labor & O/H Allocation	0499

* Preliminary: subject to future review, reconciliation, accruals, and audit

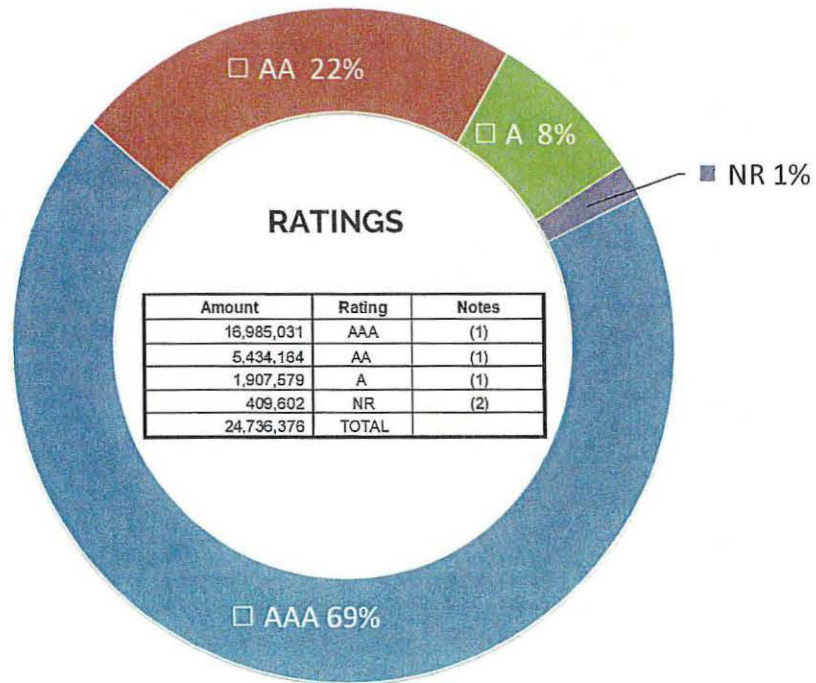
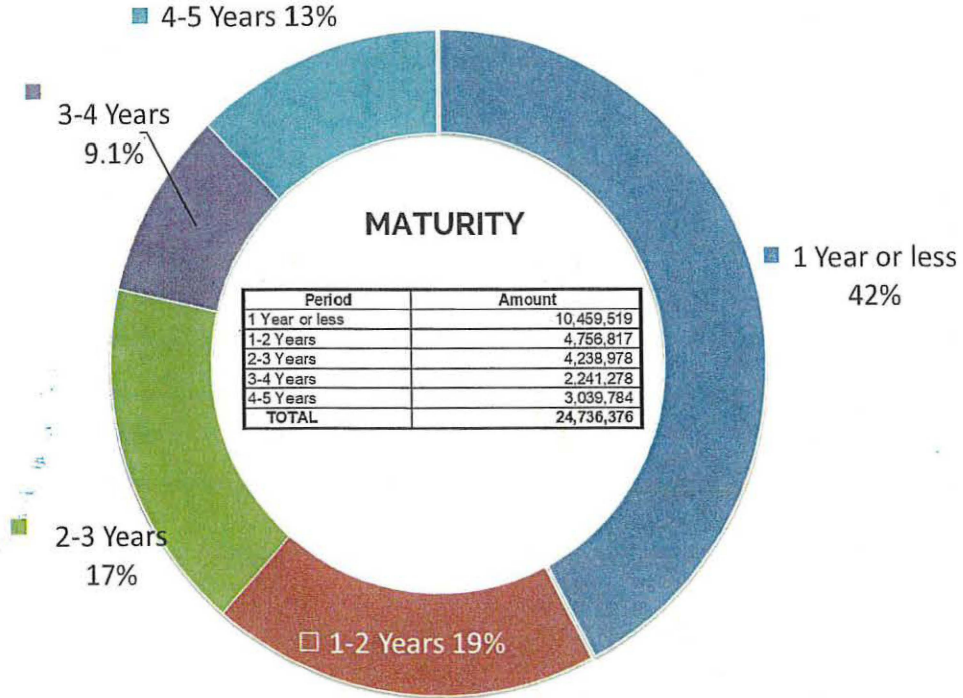
LEUCADIA WASTEWATER DISTRICT
Monthly Investment Summary
December 31, 2023

Cash Equivalents & Investments	Principal (Original Cost)		December Interest	Average Rate
	Nov 30, 2023	Dec 31, 2023		
Pacific Premier Bank Reserves	\$ 425,416	\$ 506,762	\$ 4	0.010%
TVI Dreyfus Money Market	17,920	27,868	95	4.990%
LAIF Pool	409,602	409,602	1,340	3.925%
SD County Pool	10,459	10,527	37	4.220%
CAMP Pool	1,769,687	3,437,001	12,040	5.550%
CA CLASS Pool	-	1,002,123	2,123	5.542%
Certificates of Deposit - Insured	8,139,000	7,890,000	15,584	2.302%
US Treasury Notes	1,557,340	1,557,340	1,757	1.588%
Federal Agency Notes	2,545,764	2,791,771	2,647	1.434%
Municipal Bonds	2,433,766	2,433,766	1,831	0.853%
Corporate Bonds/Notes	4,422,903	4,669,615	6,920	1.849%
Totals	\$ 21,731,857	\$ 24,736,376	\$ 44,380	2.292%



LEUCADIA WASTEWATER DISTRICT
Monthly Investment Summary
December 31, 2023

(Continued)

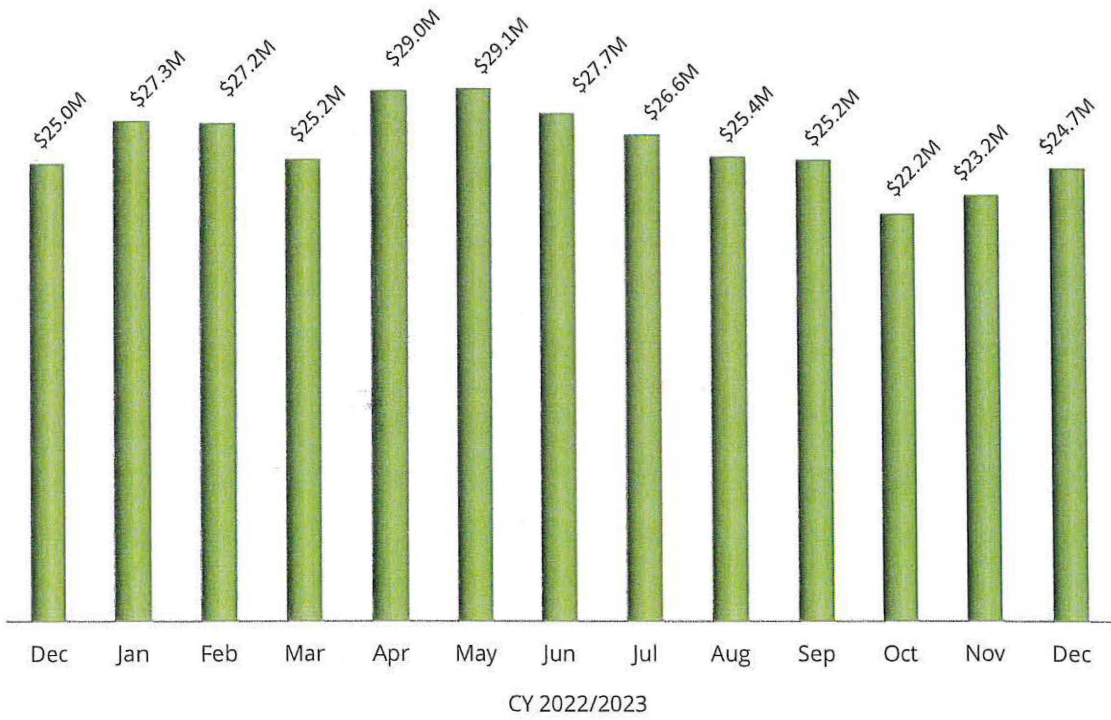


(1) CAMP Pool & SD County Pool are rated by Standard & Poors. Investments are rated by Moody's or another rating agency.
 (2) LAIF is not rated.

LEUCADIA WASTEWATER DISTRICT
Monthly Investment Summary
December 31, 2023

(Continued)

CASH & INVESTMENT FUNDS BY MONTH



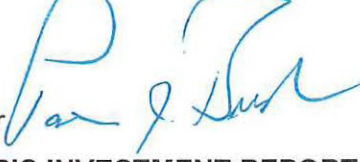
INVESTMENT TRANSACTIONS

Investment	Purchases	Sales & Maturities	Maturity Date	CUSIP	YTM at Cost	Notes
Federal Agricultural Mortgage Corp.	246,007		12/4/2028	31424WCR1	4.28%	
NY Community Bank CD		249,000	12/11/2023	649447UK3	0.35%	
TOTAL	\$ 492,719	\$ 249,000				

Investment transactions above are investment purchases, sales, and maturities during the month. They do not include internal transfers between District's checking accounts and cash equivalents (pools/reserves).

MEMORANDUM

Ref: 24-8668

DATE: February 8, 2024
TO: Board of Directors
FROM: Paul J. Bushee, General Manager 
SUBJECT: LWD QUARTERLY TREASURER'S INVESTMENT REPORT

RECOMMENDATION:

Staff requests that the Board of Directors:

1. Receive and file LWD's Quarterly Treasurer's Investment Report

DISCUSSION:

In accordance with California Government Code §53646 LWD is encouraged to render the Quarterly Treasurer's Investment Report to the Board of Directors for its consideration. For your convenience, staff has developed a one-page summary of LWD's investments for the quarter ending December 31, 2023 (see attached). A copy of the full Quarterly Treasurer's Investment Report has been enclosed for your review.

reg:PJB

Attachment

LEUCADIA WASTEWATER DISTRICT

QUARTERLY TREASURER'S REPORT SUMMARY

12-31-23

SUMMARY OF CASH & INVESTMENTS at December 31, 2023

SEE QUARTERLY TREASURER'S REPORT FOR DETAILS

ASSETS	PAR VALUE 12/31/2023	AMORTIZED COST 12/31/2023	% OF TOTAL		MARKET VALUE 12/31/2023
			Actual	Allowed	
CASH IN BANK (Checking/Reserve Accts)	\$ 506,762	\$ 506,762	2%	30%	\$ 506,762
MONEY MARKET FUNDS	\$ 27,868	\$ 27,868	0%	20%	\$ 27,868
LAIF - STATE INVESTMENT POOL	\$ 409,602	\$ 409,602	2%	75%	\$ 406,958
SAN DIEGO COUNTY INVESTMENT POOL	\$ 10,527	\$ 10,527	0%	75%	\$ 11,000
CAMP - JPA INVESTMENT POOL	\$ 3,437,001	\$ 3,437,001	14%	75%	\$ 3,437,001
CA CLASS - JPA INVESTMENT POOL	\$ 1,002,123	\$ 1,002,123	4%	75%	\$ 1,002,123
FEDERAL AGENCY SECURITIES	\$ 2,795,000	\$ 2,791,771	11%	75%	\$ 2,619,365
US TREASURY BONDS/NOTES	\$ 1,590,000	\$ 1,542,222	6%	100%	\$ 1,494,614
CORPORATE NOTES	\$ 4,590,000	\$ 4,589,910	19%	25%	\$ 4,355,527
MUNICIPAL BONDS	\$ 2,370,000	\$ 2,433,766	10%	10%	\$ 2,271,751
INSURED CERTIFICATES OF DEPOSIT	\$ 7,890,000	\$ 7,890,000	32%	30%	\$ 7,643,284
TOTAL CASH & INVESTMENTS	\$ 24,628,884	\$ 24,641,552	100%		\$ 23,776,253

As of December 31, 2023

QUARTERLY RESULTS



Cash & Investments

\$23.8M



Avg Days to Maturity

615



Change in Cash & Inv

-\$439K



Interest Earned

\$127K



Average Return

2.2%



LAIF Benchmark

3.8%

MEMORANDUM

DATE: February 8, 2024
TO: Board of Directors
FROM: Paul J. Bushee, General Manager 
SUBJECT: January 2024 Board Disclosure of Reimbursements Report

RECOMMENDATION:

Staff requests that the Board of Directors:

1. Receive and file the Board Disclosure of Reimbursement Report for the month ending January 2024.

DISCUSSION:

Government Code Section §53065 stipulates that Special Districts must disclose reimbursements of \$100 or more on at least an annual basis. Leucadia Wastewater District (LWD) prepares the Disclosure Report every month in accordance with Resolution No. 2405 – The Integrated Travel Authorization and Expense Reimbursement Policy, which is above and beyond the requirements of Government Code Section §53065.

Attached please find the Board Disclosure of Reimbursements report for January 2024 for your review.

tb:PJB

Attachment

**Leucadia Wastewater District
Disclosure of Reimbursements Report
January 2024**

Conference Date	Description	GM	Director	Director	Director	Director	Director	DTS	DFA	ADS
		P. Bushee	E. Sullivan	D. Omsted	C. Roesink	R. Saldana	R. Pacilio	R. Morishita	R. Green	T. Hill
2024 CASA Winter Conference January 24 - 26, 2024 Palm Springs, CA	Registration	675.00	675.00	675.00		675.00	675.00			545.00
	Hotel	516.86	775.29	775.29		516.86	516.86			258.43
	Airfare									
	Meals	30.89	88.20	61.40		45.66	96.19			34.43
	Baggage									
	Rental Car									
	Tips		10.00	18.00						
	Fuel/mileage/taxi/uber	51.80	138.02	158.12		160.80	163.48			144.05
Total	1,274.55	1,686.51	1,687.81	0.00	1,398.32	1,451.53	0.00	0.00	981.91	
CSFMO Annual Conference January 30 - February 2, 2024 Anaheim, CA	Registration								640.00	
	Hotel								939.39	
	Airfare									
	Meals								61.72	
	Parking								75.00	
	Rental Car									
	Tips									
	Fuel/mileage/taxi/uber									
Total	0.00	0.00	0.00	0.00	0.00	0.00	0.00	1,716.11	0.00	
	Registration									
	Hotel									
	Airfare									
	Meals									
	Baggage									
	Parking/Coaster									
	Tips									
	Fuel/mileage/taxi/uber									
Total	0.00	0.00	0.00	0.00	0.00	0.00	0.00	0.00	0.00	
	Registration									
	Hotel									
	Airfare									
	Meals									
	Baggage									
	Parking/Coaster									
	Tips									
	Fuel/mileage/taxi/uber									
Total	0.00	0.00	0.00	0.00	0.00	0.00	0.00	0.00	0.00	

Notes:

Encina Wastewater Authority Report
Regular Board Meeting
January 24, 2024

EWA Board of Directors – Vice President Saldana Reporting

1. 2023 Tactical Plan Achievement Report

The Board of Directors received and filed the 2023 Tactical Plan Achievement Report.

2. Heat Dryer Safety Improvements Project Final Acceptance

The Board of Directors took final acceptance of the contract with J.R. Filanc Construction Company, Inc. and directed staff to record a Notice of Completion with the San Diego County Recorder.

Investment and Finance Committee Meeting Report

Presented by Director Pacilio

Meeting held February 6, 2024

The Investment and Finance Committee (IFC) reviewed the following recommendations:

- 1. The IFC reviewed the recommended revisions to the LWD Reserve Fund Policy;**
- 2. The IFC conducted its Annual Review of the Financial Plan; and**
- 3. The IFC reviewed the Proposition 218 Process and Schedule for a Public Hearing to Consider Adoption of an Ordinance Increasing the Sewer Service Charges for Fiscal Years 2025, 2026, and 2027.**

The IFC concurred with staff to present these recommendations to the Board of Directors and they will be discussed later in the agenda.

Community Affairs Committee Meeting Report

Presented by Vice President Saldana

Meeting held February 7, 2024

The Community Affairs Committee (CAC) reviewed the following recommendation:

1. Discussion of the Spring 2024 Newsletter Proposed Article Topics and Production Schedule;

The CAC reviewed the proposed newsletter topics, along with the production schedule.

The CAC then directed staff to move forward with the newsletter and the proposed production schedule.

MEMORANDUM

Ref: 24-8654

DATE: February 8, 2024
TO: Board of Directors
FROM: Paul J. Bushee, General Manager
SUBJECT: Revised LWD Reserve Fund Policy



RECOMMENDATION:

Staff and the Investment and Finance Committee (IFC) recommend that the Board of Directors:

1. Adopt Resolution No. 2410 approving the revised Reserve Fund Policy; and
2. Discuss and take other action, as appropriate.

DISCUSSION:

Tactical Goal: Financial/Finance Policy Reviews

This item was reviewed by the IFC at their February 6th meeting and the IFC concurred with staff to present this item for the Board's consideration.

In February 2005, the Board of Directors (Board) adopted Leucadia Wastewater District's (LWD) Reserve Fund Policy which established a means for LWD to ensure that sufficient funds are available for current operating and capital needs. The policy was last reviewed and revised in February 2023.

The Reserve Fund Policy establishes two distinct reserves at LWD: 1) Restricted Reserves and 2) Unrestricted Reserves. The policy also establishes various designations within each type of reserve and calls for an annual review of the reserve balances. This report constitutes that review.

Staff has reviewed the Reserve Fund Policy and is recommending the following change to the existing Reserve Fund Policy:

Wastewater Replacement Reserve Target Update

On June 14th the Board adopted the 2023 Wastewater Financial Plan Study which recommended the District update its Capital Replacement Reserve Target. Staff and IB Consulting recommend adjusting the Capital Replacement reserve targets from a minimum requirement of the twenty-year average CIP to one year of the 5-year average of capital funding and a target of two years of the 5-year average of capital funding. Capital costs may vary substantially based on the size of a specific project and the number of projects that need to be addressed in one particular year. Therefore, adjusting the capital reserve targets to what is planned over the next 5 years will ensure funding is available and adjusts with the ebbs and flows of the District's capital planning.

A copy of the policy and proposed resolution are attached for the Board's review.

During November 2023, the Board received the Annual Comprehensive Financial Report (ACFR) for the fiscal year ended June 30, 2022 that included the following reserve balances:

Restricted Reserves:

Encina Wastewater Authority Reserve \$445,200

Unrestricted Reserves:

<i>Reserve Designation</i>	<i>Reserve Balances</i>
<i>Operations Reserve</i>	\$ 2,984,725
<i>Replacement Reserve</i>	\$12,824,585
<i>Water Recycling Reserve</i>	\$ 754,353
<i>Emergency Reserve</i>	\$ 7,500,000
<i>Total Unrestricted Reserves</i>	\$24,508,863

Staff will provide an overview of the fiscal year 2023 reserve activity during the Board meeting.

reg:PJB

Attachment

RESOLUTION NO. 2410

**A RESOLUTION OF THE BOARD OF DIRECTORS OF THE
LEUCADIA WASTEWATER DISTRICT
ADOPTING A REVISED RESERVE FUND POLICY**

WHEREAS, the Leucadia Wastewater District (LWD) Board of Directors has adopted a Reserve Fund Policy; and

WHEREAS, the LWD Board of Directors conduct an annual review of the Policy and recommend modifications to the Policy as required;

NOW, THEREFORE, it is hereby resolved as follows:

1. The LWD Board of Directors adopts the LWD Reserve Fund Policy attached hereto as Attachment "1" and directs that it be implemented consistent with all applicable laws and related District policies.
2. This Resolution supersedes Resolution No. 2392.

PASSED AND ADOPTED by the Board of Directors of Leucadia Wastewater District this 14th day of February, 2024, by the following vote:

AYES:

NOES:

ABSENT:

ABSTAIN:

Chris Roesink, President

ATTEST:

Paul J. Bushee, General Manager

(SEAL)

ATTACHMENT 1

LEUCADIA WASTEWATER DISTRICT RESERVE FUND POLICY

Ref: 23-826224-8653

A. POLICY STATEMENT:

One key element of prudent financial planning is to ensure that sufficient funding is available for current operating, capital, and debt service cost needs. An additional critical element of fiscal responsibility is to anticipate and prepare for future funding requirements as well as for unforeseen disasters and other unforeseen events. The Leucadia Wastewater District (LWD) will at all times strive to have sufficient funding available to meet its operating, capital, and debt service cost obligations. Reserve funds will be accumulated and maintained in a manner, which allows LWD to fund costs consistent with LWD's adopted Asset Management Plan and Financial Plan, while avoiding significant rate fluctuations due to changes in cash flow requirements. LWD will also maintain an emergency reserve position that may be utilized to fund unexpected disasters or unanticipated major failures. The Board of Directors will annually review the level of reserve funds maintained.

B. DEFINITIONS:

Restricted Reserves: These reserves have restrictions on their use that are imposed by outside sources such as creditors, grantors, contributors, or laws or regulations of other governments.

Unrestricted Reserves: These reserves have no externally imposed use restriction. The use of Unrestricted Reserve funds is at the discretion of the Board of Directors. There are two categories of Unrestricted Reserves: Designated and Undesignated. At LWD, all Unrestricted Reserves have been Designated.

Designated Reserves: These reserves are set-aside for a specific purpose, which is determined by the Board of Directors. The Board of Directors also has the authority to redirect the use of these reserve funds as the needs of LWD change.

C. LEUCADIA WASTEWATER DISTRICT RESERVES:

LWD maintains the following reserve funds:

1.0 RESTRICTED RESERVE:

a) Encina Wastewater Authority Reserve:

LWD is a member agency of the Encina Wastewater Authority Joint Powers Authority (EWA). EWA maintains member agency deposits on hand for emergencies and unanticipated expenditures. Annually on May 1, EWA will prepare a one-year capital program cash flow budget. The EWA Reserve amount will be established using the District's proportional share of EWA's average one-month requirement of the capital program.

2.0 UNRESTRICTED DESIGNATED RESERVES:

a) Wastewater Operating Reserve:

Since the majority of operating revenues are received periodically over the fiscal year and operating expenses are incurred uniformly over the fiscal year, an operating reserve is

necessary to fund those costs attributable to daily operations. To meet daily operational needs, LWD has established a Wastewater Operating Reserve balance at 33% of annual budgeted operating expenses.

b) Wastewater Replacement Reserve:

The Wastewater Replacement Reserve provides funds for capital replacement and refurbishment of existing wastewater facilities. These capital improvements are identified in LWD's adopted Asset Management Plan and Financial Plan. Wastewater Replacement Reserve funds accumulate in an orderly manner and are drawn down as required to fund capital replacement projects. To avoid abrupt sewer service rate changes, this reserve may be used to stabilize rates. The Wastewater Replacement Reserve shall target a value of two years of the 5-year average of not exceed the total 20-year capital replacement costs for wastewater facilities as identified in the Financial Plan. The minimum target shall be one year of the 5-year average of capital replacement costs yearly average of the 20-year capital replacement costs is the minimum target balance to ensure that LWD is able to fund capital replacements as they are scheduled or needed.

c) Recycled Water Reserve:

The Recycled Water Reserve will fund capital improvements and replacement of water recycling facilities. This reserve can also be used to fund operating expenses in the Recycled Water Fund whenever there is a shortfall of recycled wastewater sales revenue. These capital improvements are identified in LWD's adopted Asset Management Plan and Financial Plan. The Recycled Water Reserve shall not exceed the total 20-year capital replacement costs for water recycling facilities as identified in the Financial Plan.

d) Wastewater Emergency Reserve:

The Wastewater Emergency Reserve provides funds for emergency response for potential repair or replacement of capital facilities due to damage from a natural disaster or unanticipated major failure in a period when capital improvements funds have otherwise been purposely spent down to preset limits on planned projects. The Wastewater Emergency Reserve is at the discretion of the Board of Directors and is maintained at a level of \$7,500,000, which is based on the recommendation by LWD staff and the District Engineer (Exhibit A).

For further detail of the sources and uses of the above reserves, please refer to following section "D".

D. SOURCES AND USE OF FUNDS:

This section describes the sources and uses of funds for LWD reserves and includes maximum and minimum reserve balances and other informational notes.

RESTRICTED RESERVES

RESERVE	SOURCE OF FUNDS	USE OF FUNDS	NOTES
EWA	Funds transferred from LWD to EWA for deposit with EWA	Capital investment and operating expenditures made by EWA and funds transferred back from EWA to LWD due to reduction in deposit requirements	Deposit balances determined by EWA approved financial reserve policy. Deposit is for emergency and unforeseen EWA operating and capital needs.

UNRESTRICTED DESIGNATED RESERVES

RESERVE	SOURCE OF FUNDS	USE OF FUNDS	NOTES
Wastewater Operating	Operating income and interest earned on reserve	Wastewater operating expenses and transfers to other reserves	Reserve balance maintained at 33% of budgeted operating expenses. Excess (deficit) funds transferred to (from) Replacement Reserve.
Wastewater Replacement	Property taxes, interest earned on reserve, capacity fees, and other non-operating income. Also excess operating net income transferred from the Wastewater Operating Reserve, and excess interest earned on the Emergency Reserve	Replacement related capital expenditures and rate stabilization	<u>Reserve target is two years of the 5-year average of capital replacement costs for wastewater facilities as identified in the Financial Plan. Maximum reserve balance is 20-year capital replacement costs as identified in the Financial Plan. Minimum reserve target balance is one year of the 5-yearly average of the 20-year capital replacement costs as identified in the Financial Plan.</u>
Recycled Water	Recycled water sales, grant income, and interest earned on reserve	Recycled water capital improvement and replacement costs as well as water recycling operating expenses	Maximum reserve balance is 20-year capital replacement costs as identified in the Financial Plan.
Wastewater Emergency	Originally funded by board action. Interest earned on reserve. Additional funding as needed to maintain Reserve level.	Emergency repair or replacement expenditures	Reserve balance maintained at \$7,500,000 level. Excess (deficit) funds transferred to (from) Replacement Reserve.

EXHIBIT A

Leucadia Wastewater District Discussion of Emergency Reserve Fund

Maintaining a Wastewater Emergency Reserve Fund (WERF) provides the benefit of having funds available for emergency response to repair and/or replace capital facilities due to natural disaster damage or unanticipated major failure in a period when capital improvement funds have otherwise been purposely spent down to preset limits on planned projects. Separately, Capital Reserve Funds will be accumulated in a planned manner through financing, setting aside a portion of sewer service fees, or a combination of both methods, as determined by Board policy.

The amount to be recommended for maintenance in the WERF has been evaluated and discussed by Leucadia Wastewater District (LWD) staff and the District Engineer. The following table lists some pros and cons for three potential levels of WERF.

Alternatives	Pros	Cons
<p>Alternative 1: LWD maintain small WERF of \$1.0 million</p>	<ol style="list-style-type: none"> 1) Reduces initial reliance on borrowing. 2) Would extend period of reduced rate increases. 	<ol style="list-style-type: none"> 1) Not enough reserve to respond to many reasonably possible emergency events. 2) Increased risk at point of WERF exhaustion that emergencies could not be responded to timely. 3) Reduced LWD liquidity and lesser financing qualifications. 4) Increased long term reliance on borrowing.
<p>Alternative 2: LWD maintain a Moderate WERF of \$7.5 million</p>	<ol style="list-style-type: none"> 1) Sufficient funds to adequately replace or repair two major LWD facilities on an emergency basis. 2) Sufficient funds to replace or repair about six or seven concurrent intermediate size facility problems at any given time. 3) Unlikely to deplete WERF in a time period that would not allow establishment of additional financing, if necessary. 4) Provides opportunity for investment of modest amount of about 1.5 years worth of sewer service fee collections. 	<ol style="list-style-type: none"> 1) Ties up \$7.5 million of funds that could be used to offset or defer rate increases. 2) May be considered as ability to pay discretionary fines in the potential event of a major wastewater spill. 3) Over time, it may be determined that the \$7.5 million amount should be decreased or increased depending on facility performance and risk tolerance.

	<p>5) Provides ability to fund one to two years of typical CIP schedule projects, while additional funding is being established.</p> <p>6) Increases liquidity of LWD that would be considered positively by financial markets when considering other financing issues.</p>	
<p>Alternative 3: LWD maintain a Large WERF of \$15 million</p>	<p>1) Very little risk that any emergency situation would result that funds were not available for immediate response.</p>	<p>1) Maintenance of large reserves is considered by some watch dog entities as a negative attribute.</p>

Based on an analysis of the above three WERF funding alternatives above, LWD staff and the District Engineer recommend that LWD adopt Alternative 2 – LWD Maintain a Moderate WERF of \$7.5 million.

MEMORANDUM

DATE: February 8, 2024
TO: Investment and Finance Committee
FROM: Paul J. Bushee, General Manager
SUBJECT: **Financial Plan Tracking**



RECOMMENDED:

This item is presented for information purposes only.

DISCUSSION:

Tactical Goal: Financial/Financial Plan Update


During 2023, LWD updated the District's Financial Plan with the assistance of IB Consultants, Inc. The Board approved the updated plan on June 14, 2023. The purpose of the Financial Plan is to ensure the financial stability of the District through a long-term financial planning process that projects future financial conditions and provides guidance in our decision-making process.

Each year, following the completion of our annual audit, staff updates the Financial Plan model using these current audited figures and adds the following year's budget figures as well. Staff has completed this year's internal update, reviewed the results with the IFC at its February 6th meeting, and will present an overview of how LWD is currently tracking with the 2023 Comprehensive Financial Plan for the Board's information.

reg:PJB

MEMORANDUM

Ref: 24-8656

DATE: February 8, 2024
 TO: Board of Directors
 FROM: Paul J. Bushee, General Manager 
 SUBJECT: **Proposition 218 Process and Schedule a Public Hearing to Consider Adoption of an Ordinance increasing the Sewer Service Charges for Fiscal Years 2025, 2026 and 2027**

RECOMMENDATION:

Staff and the Investment and Finance Committee (IFC) recommend that the Board of Directors:

1. Authorize the General Manager to Proceed with the Proposition 218 Process; and,
2. Schedule a Public Hearing to Consider Adoption of an Ordinance Increasing the Sewer Service Charges for fiscal years 2025, 2026 and 2027; or
3. Discuss and take other action, as appropriate.

BACKGROUND:

Tactical Goal: Financial/Sewer Rate Increase Notification & Hearing

This item was reviewed by the IFC at its February 6th meeting and the IFC concurred with staff to present this item to the Board.

The LWD Board of Directors adopted an updated Financial Plan Study on June 14, 2023. This plan provides critical information regarding required operating and capital expenditures for the next 20 years. The Financial Plan Study indicated that a sewer service charge increase was required beginning fiscal year 2025 in order for the District to meet the projected future operating and capital expenditures necessary to maintain the integrity of its collection system.

DISCUSSION:

Based on the Financial Plan Update tracking and previous proposed sewer rate increase discussions, the Board directed staff to move forward with the planned sewer service rate increase for fiscal year 2025 and proceed with the Proposition 218 Notice process.

Staff recommends that the Board of Director’s authorize staff to proceed with the Proposition 218 process, set a public hearing to consider adoption of an Ordinance increasing the sewer service charges for Fiscal Years 2025, 2026 and 2027.

The Proposition 218 Notice is attached for the Board’s review. This notice meets State legal and regulatory requirements and will be sent to the LWD customer base 45 days prior to the April public hearing as required.

Staff and the IFC recommend that the Board of Director’s authorize the General Manager to proceed with the Proposition 218 process, set a public hearing to consider adoption of an Ordinance increasing the sewer service charges for fiscal years 2025, 2026 and 2027.

reg:PJB

Attachment

RATE INCREASE BREAKDOWN

The Leucadia Wastewater District Board of Directors are proposing rate increases for the next three fiscal years in accordance with the following chart. All rates are based on one Equivalent Dwelling Unit (EDU).

FISCAL YEAR	ANNUAL RATE	MONTHLY RATE
2024 (current)	\$457.42	\$38.12
2025	\$516.96	\$43.08
2026	\$579.00	\$48.25
2027	\$636.96	\$53.08

The San Diego County average monthly sewer charge in January 2024 was \$58.79 per month per EDU or \$705.42 per year per EDU.¹

¹ Wastewater User Charge Survey Report, January 2024

The Leucadia Wastewater District is considering sewer service rate changes that will affect your property tax bill. This document explains the public hearing and protest process, the rate increases being proposed and further explains the reasoning behind the proposed rate adjustments.

NOTICE OF PUBLIC HEARING Sewer Service Charge Increase

1960 La Costa Avenue, Carlsbad, CA 92009



PUBLIC HEARING INFORMATION

A public hearing will be held on the proposed increases to sewer service charge rates in fiscal years 2025, 2026, and 2027.

*The public hearing will be held on
Wednesday, June 12, 2024 at 5 p.m.
in the Boardroom located at
1960 La Costa Avenue
Carlsbad, CA 92009*

You are welcome to speak at the public hearing, but official protests must be made in writing. Oral comments at the public hearing will not qualify as formal protests. If you would like to protest the proposed increases, please submit your protest in writing by the close of the public hearing. You may hand deliver your written protest or mail it to the Leucadia Wastewater District at 1960 La Costa Avenue, Carlsbad, CA 92009. Protests must be signed by the property owner or ratepayer and include your printed full name, assessor parcel number, and rate you are protesting. One protest notice is allowed per parcel in calculating a majority protest to the proposed increase.

The Board of Directors will hear and consider oral testimony and written material submitted regarding the proposed rate increases at the hearing. If, by the close of the public hearing, written protests against the rate increase are not presented by a majority of property owners, the Board of Directors will be authorized to adopt an ordinance to increase the sewer rate charge. At the close of the public hearing, the Board of Directors will consider and may approve the rate increases. There is a 120-day statute of limitations for challenging the rates.

The time and place for this meeting will also be published in newspaper notices and posted on www.lwwd.org.

ABOUT LEUCADIA WASTEWATER DISTRICT

The Leucadia Wastewater District (District) was formed in April 1959 pursuant to the County Water District Law. Established as an Enterprise Special District, the District is authorized to provide wastewater collection and treatment services, and to levy rates and fees to support those services.

The District provides wastewater service to the Leucadia and Village Park areas of Encinitas and the La Costa area of Carlsbad. The District encompasses 16 square miles and serves approximately 63,000 residents. Wastewater from the District's service area is transported to the Encina Water Pollution Control Facility where it is treated to federally-mandated standards to protect public health. The Encina plant is a regional facility located in Carlsbad that is jointly owned by the District and five other public entities.

The District also owns and operates the Gafner Water Reclamation Facility, which has a treatment capacity of one million gallons per day. Recycled water produced at the Gafner Facility is sold to the Omni La Costa Resort and Spa to irrigate its Legends' golf course.

Leucadia Wastewater District
1960 La Costa Avenue
Carlsbad, Ca 92009

 www.lwwd.org  info@lwwd.org
 (760) 753-0155  (760) 753-3094

Monday-Friday 8am-5pm



EXPLANATION of Annual Sewer Service Charge Increases

The Leucadia Wastewater District proactively plans for increases in costs associated with operations, maintenance, and replacement or rehabilitation of its infrastructure. The District also pays a percentage of the cost to operate and maintain the jointly owned Encina Wastewater Treatment Plant. To cover anticipated cost increases, the District proposes to raise wastewater rates over the next three years.

The District used an engineering firm to develop an Asset Management Plan which determines when capital facilities will need to be replaced, and at what cost. The District used a financial firm to prepare a Financial Plan Study, which projects the District's expenditures and revenues over the next twenty years, and determines the timing of needed rate increases.

The proposed sewer rate increases for the next three years were recommended in the latest Financial Plan Study. These increases are necessary to meet the operations and infrastructure needs of the District. It is anticipated that the District will spend approximately \$61 million for operating (\$29 million) and capital replacement and rehabilitation (\$32 million) costs over the next three years.

The District's current sewer service charge is \$38.12 per month, or \$457.42 annually, per household (also called an Equivalent Dwelling Unit or EDU). Currently, the District has one of the lowest sewer service rates in San Diego County. To help keep costs down, the District utilizes a pay as you go methodology, meaning the District collects funds ahead of time to pay for upcoming capital needs and has no financing debt. This helps the District, and its customers save significantly on financing costs and interest expense.

Since the last rate increase, the District has continually inspected its sewer lines and pump stations, and has maintained them in excellent working order. The District's efforts have resulted in a strong record of environmental stewardship. The work completed over the prior three years cost approximately \$47 million in operating (\$24 million) and capital replacement (\$23 million) expenses.

MEMORANDUM

DATE: February 8, 2024
TO: Board of Directors
FROM: Paul J. Bushee, General Manager 
SUBJECT: **Call for Nominations to the San Diego Local Agency Formation Commission (LAFCO) Regular Member Election**

RECOMMENDATION:

Staff recommends that the Board of Directors:

1. Discuss and take other action as appropriate.

DISCUSSION:

Leucadia Wastewater District recently received notification that nominations are being solicited for one regular special district member to serve on San Diego LAFCO. The four-year term commences May 6, 2024 and the deadline for receipt of all nominations is Monday, February 26, 2024 by 5:00 p.m. The incumbent holder, Jo MacKenzie with Vista Irrigation District, is expected to run for a new term.

After nominations and resumes are received by the deadline a candidate's forum will be held in conjunction with the CSDA Quarterly Dinner with confirmation being provided under separate/future cover.

Staff has no recommendation on this matter and is seeking direction from the Board of Directors. Attached is LAFCO's notification letter and the nomination form (Attachment A).

tb:PJB

Attachments



San Diego County
Local Agency Formation Commission
 Regional Service Planning | Subdivision of the State of California

CALL FOR NOMINATIONS



January 24, 2024

TO: Independent Special Districts in San Diego County

FROM: Erica Sellen, Commission Clerk

SUBJECT: **Call for Nominations | Regular Special District Member Election on LAFCO**

This notice serves as a call for nominations pursuant to Government Code Section 56332(1) to solicit one regular special district member on the San Diego County Local Agency Formation Commission (LAFCO). The term is for four years and commences on May 6, 2024. The incumbent holder – Jo MacKenzie with Vista Irrigation District – is expected to seek nomination and run for a new term. Additional details follow.

- **Eligibility**

Candidates eligible for election must be members of the legislative body of an independent special district who reside within San Diego County but may not be members of the legislative body of a city or county.

- **Authorized Nominations**

State Law specifies only the presiding officer or their alternate as designated by the governing board must sign the nomination form. Attached is nomination form for the LAFCO regular special district member (**Attachment A**).

- **Submittal Process and Deadline**

Signed nominations and a limited **two-page** resume indicating the candidate’s District and LAFCO experience must be returned to San Diego LAFCO **no later than Monday, February 26, 2024**. Nominations received after this date will be invalid. Nominations and resumes may be mailed to the San Diego LAFCO Office at 2550 Fifth Avenue, Suite 725, San Diego, CA 92103 or by email to erica.sellen@sdcounty.ca.gov, if necessary, include “**Special District Call for Nominations 2024**” and your “**District Name**” in the subject title, to meet the submission deadline, but the original form must be submitted.

Administration
 Keene Simonds, Executive Officer
 2550 Fifth Avenue, Suite 725
 San Diego, California 92103
 T 619.321.3380
www.sdlafo.org
lafco@sdcounty.ca.gov

Chair Jim Desmond
 County of San Diego

Joel Anderson
 County of San Diego

Nora Vargas, Alt.
 County of San Diego

Kristi Becker
 City of Solana Beach

Dane White
 City of Escondido

John McCann ALT.
 City of Chula Vista

Stephen Whitburn, Vice Chair
 City of San Diego

Mami von Wilpert, Alt.
 City of San Diego

Jo MacKenzie
 Vista Irrigation

Barry Willis
 Alpine Fire Protection

David Drake, Alt.
 Rincon del Diablo

Vacant
 General Public

Harry Mathis, Alt.
 General Public

San Diego LAFCO

Call for Nominations | Regular Special District Member Election on LAFCO

January 24, 2024

After nominations and resumes are received it is anticipated a candidate's forum will be held in conjunction with the California Special Districts Association quarterly meeting with confirmation being provided under separate/future cover. Election materials will be mailed out **no later than Friday, March 1, 2024** unless otherwise communicated by the LAFCO Executive Officer. Should you have any questions, please contact me at (619) 321-3380 or by email at erica.sellen@sdcounty.ca.gov.

Respectfully,



Erica Sellen
Commission Clerk

Attachment:

- A) Nomination form – LAFCO regular special district member

ATTACHMENT A

**NOMINATION OF THE SPECIAL DISTRICT REPRESENTATIVE
FOR THE SAN DIEGO LOCAL AGENCY FORMATION COMMISSION
REGULAR MEMBER**

The _____ is pleased to nominate _____ as a
(Name of Independent Special District) (Name of Candidate)

Candidate for the San Diego Local Agency Formation Commission as a regular special district member with a term expiring in 2028.

As presiding officer or his/her delegated alternate as provided by the governing board, I hereby certify that:

- The nominee is a member of a legislative body of an independent special district who resides in San Diego County.

(Presiding Officer Signature)

(Print name)


(Print Title)

(Date)

PLEASE ATTACH RESUME FOR NOMINEE

- Limit two-pages
- Must be submitted with Nomination Form

MEMORANDUM

DATE: February 8, 2024
TO: Board of Directors
FROM: Paul J. Bushee, General Manager 
SUBJECT: Call for Nominations to the CSDA Board of Directors Seat A

RECOMMENDATION:

That the Board of Directors considers the following:

1. Discuss and take action as appropriate.

DISCUSSION:

Leucadia Wastewater District received notification that nominations are being solicited for Seat A on CSDA's Board of Directors. Any regular member of an Independent Special District is eligible to nominate one person, a board member or managerial employee, for the election. CSDA Board members serve three-year terms. The deadline for receipt of all nominations is April 10, 2024. The nomination form (Attachment A) must include a Board resolution/minute action supporting the candidate.

All nominees will receive a Candidate's Letter in the mail. Electronic ballots will be mailed to the main contact at the District on June 10, 2024. All votes must be received through the system no later than 5:00 p.m. on July 26, 2024. The successful candidates will be notified no later than July 30, 2024 and he/she will be introduced at the Annual Conference in Indian Wells, CA in September.


Staff has no recommendation on this matter and is seeking direction from the Board of Directors. Attached is CSDA's notification letter that includes a list of incumbents, the nomination form, and a map showing the CSDA regions. The incumbent, Jo MacKenzie of Vista Irrigation District, is expected to run for a new term.

tb:PJB

Attachments

Tianne Baity

From: Neil McCormick <neilm@csga.net>
Sent: Monday, February 5, 2024 3:38 PM
To: Tianne Baity
Subject: Call for Nominations for CSGA Board of Directors



CSGA BOARD OF DIRECTORS CALL FOR NOMINATIONS - SEAT A

Deadline: April 10, 2024

The CSGA Elections and Bylaws Committee is looking for **independent special district board members** or their **general managers** who are interested in leading the direction of the California Special Districts Association for the 2025 - 2027 term.

The leadership of CSGA is elected from its six geographical networks. Each of the six networks has three seats on the board with staggered 3-year terms. Candidates must be affiliated with an independent special district that is a CSGA Regular Member in good standing and located within the geographic network they seek to represent (see the [CSGA network map](#)).

The CSGA Board of Directors is the governing body responsible for all policy decisions related to CSGA's member services, legislative advocacy, professional development, and other resources for members. The Board of Directors is crucial to the operation of the Association and to the representation of the common interests of all California's special districts before the Legislature and the State Administration. Serving on the Board requires one's interest in the issues confronting special districts statewide.

Commitment and Expectations:

- Attend all board meetings, usually 4-5 meetings annually, at the CSGA office in Sacramento.

- Participate on at least one committee, meets 3-5 times a year at the CSDA office in Sacramento.
 - (CSDA reimburses directors for their related expenses for board and committee meetings as outlined in board policy).
- Attend, at minimum, the following CSDA annual events: Special Districts Legislative Days - held in the spring, and the CSDA Annual Conference - held in the fall.
 - (CSDA does **not** reimburse expenses for the two conferences even if a board or committee meeting is held in conjunction with the event).
- Complete all four modules of CSDA's Special District Leadership Academy within 2 years of being elected.
 - (CSDA does **not** reimburse expenses for the academy classes even if a board or committee meeting is held in conjunction with the event).

Nomination Procedures:

Any Regular Member in good standing is eligible to nominate one person, a board member or managerial employee (as defined by that district's Board of Directors) for election to the CSDA Board of Directors. **A copy of the member district's resolution or minute action along with the [Candidate Information Sheet](#) must accompany the [Nomination Form](#). The deadline for receiving nominations is April 10, 2024 for all networks, except for the Coastal Network.**

In the Coastal Network, there is also a vacant position for Seat B. Therefore the call for nominations deadline has been extended to April 20, 2024.

Nominations and supporting documentation may be mailed or emailed.

Mail: 1112 I Street, Suite 200, Sacramento, CA 95814

Fax: 916.442.7889

Email: amberp@csda.net

Once received, nominees will receive a candidate's letter. The letter will serve as confirmation that CSDA has received the nomination and will also include campaign guidelines.

CSDA will begin electronic voting on June 10, 2024. All votes must be received through the system no later than 5:00 p.m. July 26, 2024. The successful candidates will be notified no later than July 30, 2024. All selected CSDA Board Members will be introduced at the Annual Conference in Indian Wells, CA in September 2024.

Expiring Terms - All Seat A

(See [geographic network map](#) for network breakdown)

Northern Network – Greg Orsini, Director, McKinleyville Community Services District*

Sierra Network – Noelle Mattock, El Dorado Hills Community Services District*

Bay Area Network – Chad Davisson, CSDM, General Manager, Ironhouse Sanitary District*

Central Network – Patrick Ostly, General Manager, North of River Sanitary District*

Coastal Network – Elaine Magner, Director, Pleasant Valley Recreation & Park District*

Southern Network – Jo MacKenzie, Director, Vista Irrigation District*

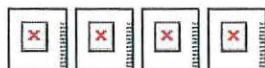
(* = Incumbent is running for re-election)

CSDA will be using a web-based online voting system, allowing your district to cast your vote easily and securely. Electronic Ballots will be emailed to the main contact in your district June 10, 2024. All votes must be received through the system no later than 5:00 p.m. July 26, 2024.

*Districts can opt to cast a paper ballot instead; but you must contact Amber Phelen by e-mail at amberp@csda.net by **April 10, 2024** in order to ensure that you will receive a paper ballot on time.*

CSDA will mail paper ballots on June 10, 2024 per district request only.

If you have any questions, please contact Amber Phelen at amberp@csda.net.



California Special Districts Association
1112 I Street, Suite 200, Sacramento CA, 95814
877.924.2732 | www.csda.net

[Manage Email Preferences/Unsubscribe](#)

Powered by [Higher Logic](#)



California Special
Districts Association
Districts Stronger Together

2024 BOARD OF DIRECTORS NOMINATION FORM

Name of Candidate: _____

District: _____

Mailing Address: _____

Network: _____ (see map)

Telephone: _____
(PLEASE BE SURE THE PHONE NUMBER IS ONE WHERE WE CAN REACH THE CANDIDATE)

Fax: _____

E-mail: _____

Nominated by (optional): _____

Return this form, a Board resolution/minute action supporting the candidate, and Candidate Information Sheet by mail or email to:

CSDA
Attn: Amber Phelen
1112 I Street, Suite 200
Sacramento, CA 95814
(877) 924-2732

amberp@csla.net

DEADLINE FOR RECEIVING NOMINATIONS:

April 10, 2024 at 5:00 p.m.



**California Special
Districts Association**
Districts Stronger Together

2024 CSDA BOARD CANDIDATE INFORMATION SHEET

The following information **MUST** accompany your nomination form and Resolution/minute order:

Name: _____

District/Company: _____

Title: _____

Elected/Appointed/Staff: _____

Length of Service with District: _____

1. Do you have current involvement with CSDA (such as committees, events, workshops, conferences, Governance Academy, etc.):

2. Have you ever been associated with any other state-wide associations (CSAC, ACWA, League, etc.):

3. List local government involvement (such as LAFCo, Association of Governments, etc.):

4. List civic organization involvement:

****Candidate Statement – Although it is not required, each candidate is requested to submit a candidate statement of no more than 300 words in length. Any statements received in the CSDA office after the nomination deadlines will not be included with the ballot.**



San Diego Chapter

California Special Districts Association

January 31, 2024

To: San Diego Chapter CSDA Member Agencies
 From: Jack Bebee, San Diego Chapter President
 Subject: San Diego Chapter CSDA Quarterly Dinner Meeting
 Event Date: **Thursday, February 15, 2024**
 Time: **6:00 pm to 9:00 pm – Dinner served at 6:45 pm**
 Location: **The Butcher Shop Steakhouse – Kearny Mesa**
 5255 Kearny Villa Road, San Diego - (858) 565-2272
<http://www.butchershopsd.signonsandiego.com>

Board of Directors

President
Jack Bebee
 Fallbrook Public Utility District

First Vice-President
Jose Martinez
 Otay Water District

Second Vice-President
Elaine Sullivan
 Leucadia Wastewater District

Treasurer
Richard Stevenson
 Sweetwater Authority

Secretary
Paulina Martinez-Perez
 Sweetwater Authority

Past President
Albert C. Lau
 Santa Fe Irrigation District

State CSDA Director
Jo MacKenzie
 Vista Irrigation District

Join us for a dynamic, interactive and educational evening as SDCSDA presents:

“Beyond the Ballot: Election Insights and the 2024 Election Landscape”
(Speaker bio included on page 4.)

Be sure to read your Winter San Diego Chapter CSDA Newsletter for more great information!

Dinner Menu Selections – \$70 per person (\$80 non-member)
Public is invited to attend the dinner at the \$80 non-member price

Flatiron Steak with Port Wine Demi, Buttermilk Chive Mashed Yukon Golds,
 Seasonal Vegetables

Grilled Tofino River Salmon with Saffron Cream Sauce, Parmesan Risotto,
 Seasonable Vegetables

Fettuccini Alfredo

Registration deadline is: Thursday, February 8, 2024

We look forward to seeing all agencies and guests attending this event. If you have any questions or need further information, please call Lauren Eckert, Chapter Administrator, at (760) 999-2704, leckert@fpud.com, or Rich Stevenson at (619) 409-6711; rstevenson@sweetwater.org

Cancellation/Refund Policy: San Diego Chapter CSDA is obligated by contract to pay for the number of attendees registered by the Friday prior to the event, hence the Thursday deadline. Cancellations made after the deadline are not refundable. Agencies and individuals are responsible for paying any reservation that is made and not cancelled prior to the deadline. Agencies may substitute or add individuals attending.

San Diego Chapter CSDA Dinner Meeting Registration Form

Thursday, February 15, 2024

The Butcher Shop Steakhouse - 5255 Kearny Villa Road, San Diego

6:00 PM No-Host Social Hour ~ 6:45 PM Dinner/Program

Dinner - \$70.00 (\$80.00 non-members)

Public is invited to attend at the \$80 non-member price

Choice of: 1. Flatiron Steak 2. Salmon 3. Fettuccini Alfredo

Agency: _____ Contact Name: _____

Phone Number: _____ Email: _____

Make reservations as follows; check dinner choice – Please print clearly

	Entrée Selection	1	2	3
Name/Title: _____	Choice:	<input type="checkbox"/>	<input type="checkbox"/>	<input type="checkbox"/>
Name/Title: _____	Choice:	<input type="checkbox"/>	<input type="checkbox"/>	<input type="checkbox"/>
Name/Title: _____	Choice:	<input type="checkbox"/>	<input type="checkbox"/>	<input type="checkbox"/>
Name/Title: _____	Choice:	<input type="checkbox"/>	<input type="checkbox"/>	<input type="checkbox"/>
Name/Title: _____	Choice:	<input type="checkbox"/>	<input type="checkbox"/>	<input type="checkbox"/>
Name/Title: _____	Choice:	<input type="checkbox"/>	<input type="checkbox"/>	<input type="checkbox"/>
Name/Title: _____	Choice:	<input type="checkbox"/>	<input type="checkbox"/>	<input type="checkbox"/>

Enclosed is our check for _____ reservation(s) at \$70.00 each = \$ _____

Non-member _____ reservation(s) at \$80.00 each = \$ _____

Make check payable to San Diego Chapter CSDA

Mail To: Rich Stevenson ~ Phone: (619) 409-6711
San Diego Chapter CSDA Treasurer
Sweetwater Authority
505 Garrett Avenue
Chula Vista, CA 91910

Or Fax: (619) 425-7469 Or Email: rstevenson@sweetwater.org

Reservations must be received no later than Thursday, February 8, 2024

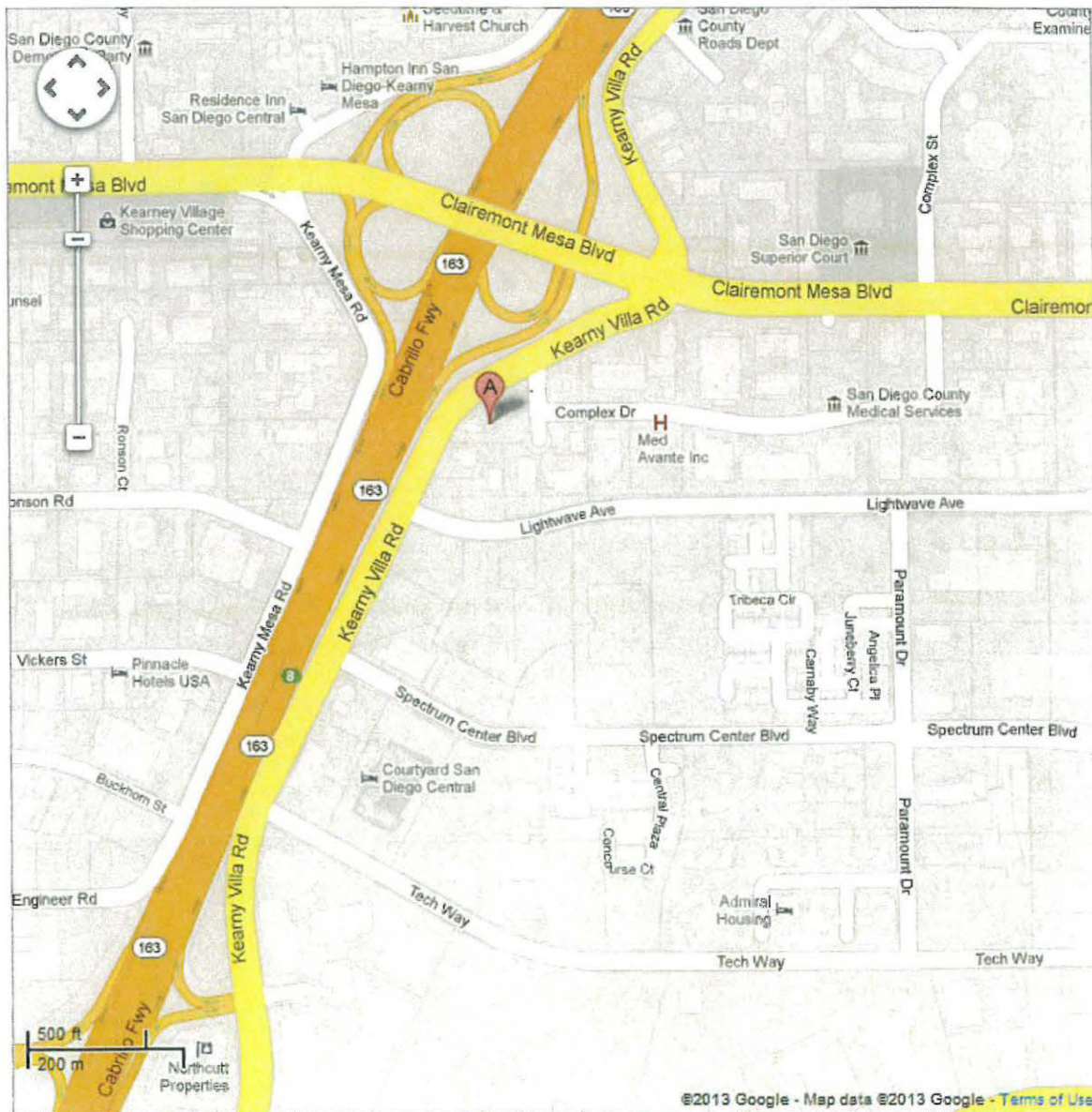
Cancellation/Refund Policy: San Diego Chapter CSDA is obligated by contract to pay for the number of attendees registered by the Friday prior to the event, hence the Thursday deadline. Cancellations made after the deadline are not refundable. Agencies and individuals are responsible for paying any reservation that is made and not cancelled prior to the deadline. Agencies may substitute or add individuals attending.

Directions to: The Butcher Shop Steakhouse – Kearny Mesa
5255 Kearny Villa Road, San Diego - (858) 565-2272
<http://www.butchershopsd.signonsandiego.com>

Located just off HWY 163 & Clairemont Mesa Blvd.

From South: Take 163 North to Clairemont Mesa Blvd East. Take the first two rights. We are on the left side of the street.

From North: Take 163 South to Clairemont Mesa Blvd East. Cross the 163 overpass and take the first right. Once again we are on the left side of the street.



**Rebeca Lee, Volunteer and Public Services Coordinator
San Diego County Registrar of Voters**



Rebeca Lee serves as the Volunteer and Public Services Coordinator for the San Diego County Registrar of Voters, where she has played a pivotal role since 2018. Beginning as an assistant, she quickly advanced to become the intern for Spanish language services within just two months. Six months later, her dedication and expertise led to her appointment as the coordinator, a position she has held with distinction ever since.

Originally from the historic city of Morelia, the capital of the state of Michoacán, Mexico, born to an American Veteran living and working abroad, she spent her formative years traveling across various states in Mexico before settling in Mexico City, where she completed her high school education and her first year of university.

In 1973, Rebeca ventured to San Diego to pursue her university studies at San Diego State University, eventually obtaining a teaching credential. She started her career as a teacher at the Sweetwater Union High School District in 1979.

A trailblazer in bilingual education, advocacy, and activism, Rebeca, has long been dedicated to championing the rights of underserved communities. Her activism extends beyond her professional endeavors, through her involvement in numerous professional and community organizations. These include the California Association of Bilingual Educators (CABE), MANA, Movimiento Estudiantil Chicano de Aztlán (MEChA), HOSA-Future Health Professionals, San Diego County Hispanic Chamber of Commerce, House of Mexico, and the House of Mexico Foundation. Despite her busy schedule, Rebeca remains committed to lend a hand to those in need.

Directors' Meetings

Presented by Directors Saldana, Omsted, Pacilio, Sullivan

Conference

2024 CASA Winter Conference

Dates and Location

January 24 - 26, 2024
The Hilton Palm Springs
Palm Springs, CA

List of Attendees

Vice President Saldana
Director Omsted
Director Pacilio
Director Sullivan

The above mentioned Board members attended various sessions regarding governance and management of wastewater operations.



Leucadia Wastewater District

Treasurer's Quarterly Investment Report

As of December 31, 2023

Submitted by

Paul J. Bushee, General Manager

Table of Contents

Investment Report	1-2
Summary of Investments	3
Appendices	
LAIF Report	Appendix A
San Diego County Investment Pool Report	Appendix B
CAMP Report	Appendix C
CA CLASS Report	Appendix D
MBS Broker-Dealer Portfolio (Pershing LLC)	Appendix E
TVI/ProEquities Broker-Dealer Portfolio (Pershing LLC)	Appendix F
CAMP Portfolio Report (US Bank Safekeeping)	Appendix G

LEUCADIA WASTEWATER DISTRICT
QUARTERLY TREASURER'S REPORT SUMMARY
As of December 31, 2023

- A. The liquidity of the investments and expected cash flow of the Leucadia Wastewater District (LWD) more than meets expenditure requirements for the next six months.
- B. Our investments are concentrated in five major areas.
- 1) **State of California Local Agency Investment Pool (LAIF):** This pool is regulated by the California Government Code under the oversight of the Treasurer of the State of California. This pool is very conservative and its investments are very liquid. District funds are available to us in 24 hours by electronic transfer.
 - 2) **San Diego County Treasurer's Pooled Money Fund:** This pool is managed by the San Diego County Treasurer-Tax Collector's office. This pool is very conservative and its investments are very liquid. This pool is rated AAAs/S1 by Standard & Poor's. The AAAs rating indicates the extremely strong protection the pool's portfolio investments provide against losses from credit defaults. The S1 volatility rating signifies that the pool possesses low sensitivity to changing market conditions given its low risk profile and conservative investment policies. District funds are available to us in 48 hours by electronic transfer.
 - 3) **California Asset Management Program Joint Powers Authority Investment Pool (CAMP):** This pool is a short-term investment portfolio for California Public Agencies to invest surplus funds. Public Agencies that invest in the pool purchase shares of beneficial interest. This pool is also very conservative and its investments are very liquid. The CAMP pool is rated AAAs, by Standard & Poor's. This high principal stability rating addresses the ability of the fund to maintain principal value and limit exposure to loss. District funds are available to us in 24 hours by electronic transfer.
 - 4) **California Cooperative Liquid Assets Securities System (CLASS):** This pool is a short-term investment portfolio for California Public Agencies to invest surplus funds. The pool is overseen by a Board of Trustees comprised of public servants whose agencies invest in the pool. This pool is also very conservative and its investments are very liquid. The CLASS pool is rated AAAs, by Standard & Poor's. District funds are available to us in 24 hours by electronic transfer.

- 5) **Securities Purchased Through Financial Broker-Dealers.** This category includes US Treasury Bonds and Notes, Federal Agency Securities, Corporate Notes, and Bank Certificates of Deposit (CDs) purchased through a financial broker-dealer and held in a third-party custodial account with Pershing L.L.C. The Certificates of Deposit (CD's) are insured by the Federal Deposit Insurance Corporation (FDIC) or the National Credit Union Administration. (NCUA).
- 6) **CAMP Individual Investment Portfolio:** The CAMP Individual Portfolio is a professionally managed investment account by separate agreement with CAMP's investment advisor (Public Financial Management, Inc.) and is specifically designed for public agencies. The CAMP Individual Portfolio was initiated in December 2004 and initial investment purchases commenced in January 2005. Investments purchased through the CAMP Individual Portfolio are held by US Bank in a safekeeping trust account. Investments are paid for only upon delivery by the brokerage house with the approval of the District's General Manager. All sales or maturities have cash deposited directly to the safekeeping trust account. No board member, staff member or anyone other than the broker or the bank ever has possession of negotiable investment instruments such as stock or bond certificates. Investments in this area are made to attempt to enhance our overall interest and investment income.

C. These investments and all investment actions executed since the last quarterly treasurer's investment report comply with California Government Code and with LWD's investment policy.

I, Paul J. Bushee, Secretary/General manager of the Leucadia Wastewater District, hereby certify the foregoing quarterly treasurer's report summary in accordance with Leucadia Wastewater District's investment policy.

Dated: 2/8/2024



Paul J. Bushee, Secretary/General Manager

LEUCADIA WASTEWATER DISTRICT

QUARTERLY TREASURER'S REPORT SUMMARY

12-31-23

SUMMARY OF CASH & INVESTMENTS at December 31, 2023

SEE APPENDIX FOR DETAILS

ASSETS	PAR VALUE 12/31/2023	AMORTIZED COST 12/31/2023	% OF TOTAL		MARKET VALUE (1) 12/31/2023
			Actual	Allowed	
CASH IN BANK (Checking/Reserve Accts)	\$ 506,762	\$ 506,762	2%	30%	\$ 506,762
MONEY MARKET FUNDS	\$ 27,868	\$ 27,868	0%	20%	\$ 27,868
LAIF - STATE INVESTMENT POOL	\$ 409,602	\$ 409,602	2%	75%	\$ 406,957.74
SAN DIEGO COUNTY INVESTMENT POOL	\$ 10,527	\$ 10,527	0%	75%	\$ 11,000
CAMP - JPA INVESTMENT POOL	\$ 3,437,001	\$ 3,437,001	14%	75%	\$ 3,437,001
CA CLASS - JPA INVESTMENT POOL	\$ 1,002,123	\$ 1,002,123	4%	75%	\$ 1,002,123
FEDERAL AGENCY SECURITIES					
FFCB Systemwide Bonds	\$ 1,200,000	\$ 1,198,189			\$ 1,122,358
FHLMC Notes	\$ -	\$ -			\$ -
FAMC Notes	\$ 245,000	\$ 246,007			\$ 249,645
FHLB Notes	\$ 1,350,000	\$ 1,347,575			\$ 1,247,362
Total Federal Agency Securities	\$ 2,795,000	\$ 2,791,771	11%	75%	\$ 2,619,365
US TREASURY BONDS/NOTES	\$ 1,590,000	\$ 1,542,222	6%	100%	\$ 1,494,614
CORPORATE NOTES	\$ 4,590,000	\$ 4,589,910	19%	25%	\$ 4,355,527
MUNICIPAL BONDS	\$ 2,370,000	\$ 2,433,766	10%	10%	\$ 2,271,751
INSURED CERTIFICATES OF DEPOSIT	\$ 7,890,000	\$ 7,890,000	32%	30%	\$ 7,643,284
TOTAL CASH & INVESTMENTS	\$ 24,628,884	\$ 24,641,552	100%		\$ 23,776,253

As of December 31, 2023

QUARTERLY RESULTS



Cash & Inv.

\$23.8M



Avg. Days to Maturity

615



Change in Cash & Inv.



Interest Earned

\$127K



Average Return

2.2%



LAIF Benchmark

3.8%

(1) The sources for the market values of the Pools are from the Pools themselves
The sources for the market values of the securities are from third party safekeeping services

APPENDIX A
STATE OF CALIFORNIA
LOCAL AGENCY INVESTMENT FUND (LAIF)

California State Treasurer *Fiona Ma, CPA*



Local Agency Investment Fund
P.O. Box 942809
Sacramento, CA 94209-0001
(916) 653-3001

January 02, 2024

[LAIF Home](#)
[PMIA Average Monthly Yields](#)

LEUCADIA WASTEWATER DISTRICT

GENERAL MANAGER
1960 LA COSTA AVENUE
CARLSBAD, CA 92009-6810

[Tran Type Definitions](#)

Account Number: 90-37-003

December 2023 Statement

Account Summary

Total Deposit:	0.00	Beginning Balance:	409,602.49
Total Withdrawal:	0.00	Ending Balance:	409,602.49



PMIA/LAIF Performance Report as of 1/17/23



Quarterly Performance Quarter Ended 12/31/23

LAIF Apportionment Rate ⁽²⁾ :	4.00
LAIF Earnings Ratio ⁽²⁾ :	0.00010932476863589
LAIF Administrative Cost ^{(1)*} :	0.29
LAIF Fair Value Factor ⁽¹⁾ :	0.993543131
PMIA Daily ⁽¹⁾ :	3.96
PMIA Quarter to Date ⁽¹⁾ :	3.81
PMIA Average Life ⁽¹⁾ :	230

PMIA Average Monthly Effective Yields⁽¹⁾

December	3.929
November	3.843
October	3.670
September	3.534
August	3.434
July	3.305**

Pooled Money Investment Account Monthly Portfolio Composition ⁽¹⁾ 12/31/23 \$158.0 billion

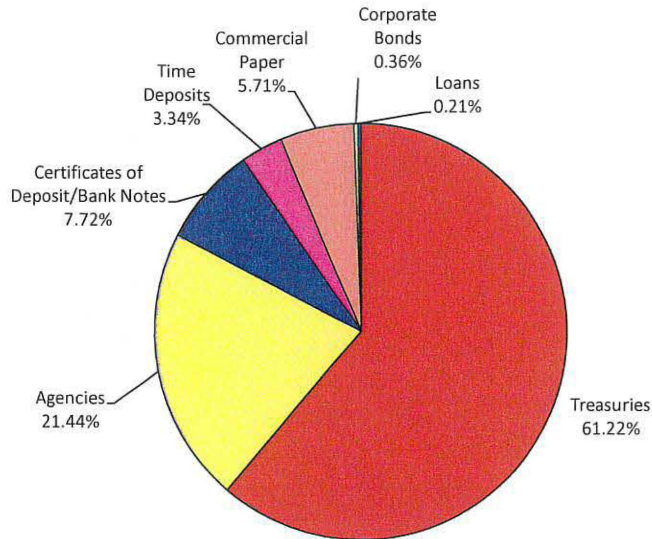


Chart does not include \$2,164,000.00 in mortgages, which equates to 0.001%. Percentages may not total 100% due to rounding.

Daily rates are now available here. [View PMIA Daily Rates](#)

Notes: The apportionment rate includes interest earned on the CalPERS Supplemental Pension Payment pursuant to Government Code 20825 (c)(1) and interest earned on the Wildfire Fund loan pursuant to Public Utility Code 3288 (a).

*The percentage of administrative cost equals the total administrative cost divided by the quarterly interest earnings. The law provides that administrative costs are not to exceed 5% of quarterly EARNINGS of the fund. However, if the 13-week Daily Treasury Bill Rate on the last day of the fiscal year is below 1%, then administrative costs shall not exceed 8% of quarterly EARNINGS of the fund for the subsequent fiscal year.

** Revised

Source:

⁽¹⁾ State of California, Office of the Treasurer

⁽²⁾ State of California, Office of the Controller



State of California Pooled Money Investment Account Market Valuation 12/31/2023

Description	Carrying Cost Plus		Fair Value	Accrued Interest
	Accrued Interest	Purch. Amortized Cost		
United States Treasury:				
Bills	\$ 26,992,679,410.54	\$ 27,341,582,810.63	\$ 27,352,122,000.00	NA
Notes	\$ 68,988,369,285.87	\$ 68,970,726,643.78	\$ 68,066,367,000.00	\$ 380,047,413.50
Federal Agency:				
SBA	\$ 273,825,056.61	\$ 273,825,056.61	\$ 273,117,626.86	\$ 1,326,636.53
MBS-REMICs	\$ 2,164,861.02	\$ 2,164,861.02	\$ 2,133,161.33	\$ 9,501.16
Debentures	\$ 8,533,332,561.10	\$ 8,532,907,561.09	\$ 8,460,384,650.00	\$ 60,973,579.20
Debentures FR	\$ -	\$ -	\$ -	\$ -
Debentures CL	\$ 650,000,000.00	\$ 650,000,000.00	\$ 639,238,500.00	\$ 4,456,111.50
Discount Notes	\$ 21,584,982,812.45	\$ 21,861,271,194.36	\$ 21,856,617,000.00	NA
Supranational Debentures	\$ 2,819,756,450.14	\$ 2,819,512,700.14	\$ 2,788,881,800.00	\$ 20,848,175.60
Supranational Debentures FR	\$ -	\$ -	\$ -	\$ -
CDs and YCDs FR	\$ -	\$ -	\$ -	\$ -
Bank Notes	\$ -	\$ -	\$ -	\$ -
CDs and YCDs	\$ 12,200,000,000.00	\$ 12,200,000,000.00	\$ 12,207,619,357.44	\$ 162,478,416.67
Commercial Paper	\$ 9,014,594,527.68	\$ 9,116,638,444.29	\$ 9,117,150,756.95	NA
Corporate:				
Bonds FR	\$ -	\$ -	\$ -	\$ -
Bonds	\$ 566,929,562.48	\$ 566,697,340.26	\$ 551,864,240.00	\$ 3,944,225.38
Repurchase Agreements	\$ -	\$ -	\$ -	\$ -
Reverse Repurchase	\$ -	\$ -	\$ -	\$ -
Time Deposits	\$ 5,284,000,000.00	\$ 5,284,000,000.00	\$ 5,284,000,000.00	NA
PMIA & GF Loans	\$ 325,717,000.00	\$ 325,717,000.00	\$ 325,717,000.00	NA
TOTAL	\$ 157,236,351,527.89	\$ 157,945,043,612.18	\$ 156,925,213,092.58	\$ 634,084,059.54

Fair Value Including Accrued Interest

\$ 157,559,297,152.12

Repurchase Agreements, Time Deposits, PMIA & General Fund loans, and Reverse Repurchase agreements are carried at portfolio book value (carrying cost).

The value of each participating dollar equals the fair value divided by the amortized cost (0.993543131). As an example: if an agency has an account balance of \$20,000,000.00, then the agency would report its participation in the LAIF valued at \$19,870,862.61 or \$20,000,000.00 x 0.993543131.

APPENDIX B

SAN DIEGO COUNTY TREASURER'S INVESTMENT POOL

San Diego County Investment Pool
 Quarterly Activity
 December 31, 2023

		October- December 2023
Opening Balance	9/30/2023	\$ 10,456
Purchases		\$ -
Redemptions		\$ -
Interest Received		\$ 72
Ending Balance	12/31/2023	<u>\$ 10,527</u>

SUMMARY PORTFOLIO STATISTICS

County of San Diego Pooled Money Fund

As of December 31, 2023

Investment Type	Par Value	Book Value	Market Value	% of Portfolio	Market Price	Days To Maturity	YTM	Accrued Interest	Unrealized Gain/Loss
ABS	854,317,983	853,646,934	845,212,718	5.06%	98.93	1186	3.77%	1,347,037	(8,434,216)
Agency	3,190,785,000	3,186,337,777	3,046,112,036	18.28%	95.47	781	1.64%	12,024,188	(140,225,741)
Bank Deposit	107,280,133	107,280,133	107,280,133	0.64%	100.00	0	0.31%	-	-
Commercial Paper	4,774,000,000	4,666,683,196	4,666,683,196	27.90%	97.75	150	5.71%	-	-
Corporate	418,834,000	419,332,719	406,907,665	2.45%	97.15	376	2.16%	2,592,572	(12,500,946)
LAIF	2,147	2,147	2,147	0.00%	100.00	0	3.95%	21	-
Local Gov Investment Pool	253,360,215	253,360,215	253,360,215	1.51%	100.00	0	5.56%	-	-
Money Market Fund FI	813,500,000	813,500,000	813,500,000	4.86%	100.00	0	5.26%	-	-
Municipal Bonds	563,475,000	563,919,911	551,003,200	3.31%	97.79	777	2.48%	3,384,351	(12,916,711)
Negotiable CD	3,784,000,000	3,784,000,000	3,786,459,514	23.22%	100.06	106	5.64%	98,086,992	2,459,514
Supranationals	868,412,000	864,086,136	835,706,128	5.02%	96.23	551	1.67%	3,957,518	(28,304,115)
US Treasury	1,373,000,000	1,365,247,500	1,292,945,359	7.74%	94.17	650	1.10%	2,543,282	(72,302,141)
Total for December 2023	17,000,966,477	16,877,396,667	16,605,172,310	100%	97.67	383	3.99%	123,935,961	(272,224,357)
Total for November 2023	15,113,098,354	15,039,799,184	14,699,955,577	100%	97.27	412	3.83%	108,971,216	(339,843,607)
Change from Prior Month	1,887,868,123	1,837,597,483	1,905,216,733		0.41	(29)	0.16%	14,964,745	67,619,250
Portfolio Effective Duration	0.89								
Return Information	Monthly Return	Annualized	Fiscal Year To Date Return	Annualized	Calendar YTD Return	Annualized			
Book Value	0.35%	4.22%	1.81%	3.65%	3.47%	3.47%			

Notes

Yield to maturity (YTM) is the estimated rate of return on a bond given its purchase price, assuming all coupon payments are made on a timely basis and reinvested at this same rate of return to the maturity date. Weighted Days to Maturity is average time it takes for securities in a portfolio to mature, weighted in proportion to the dollar amount that is invested in the portfolio. Yields for the portfolio are aggregated based on the book value of each security.

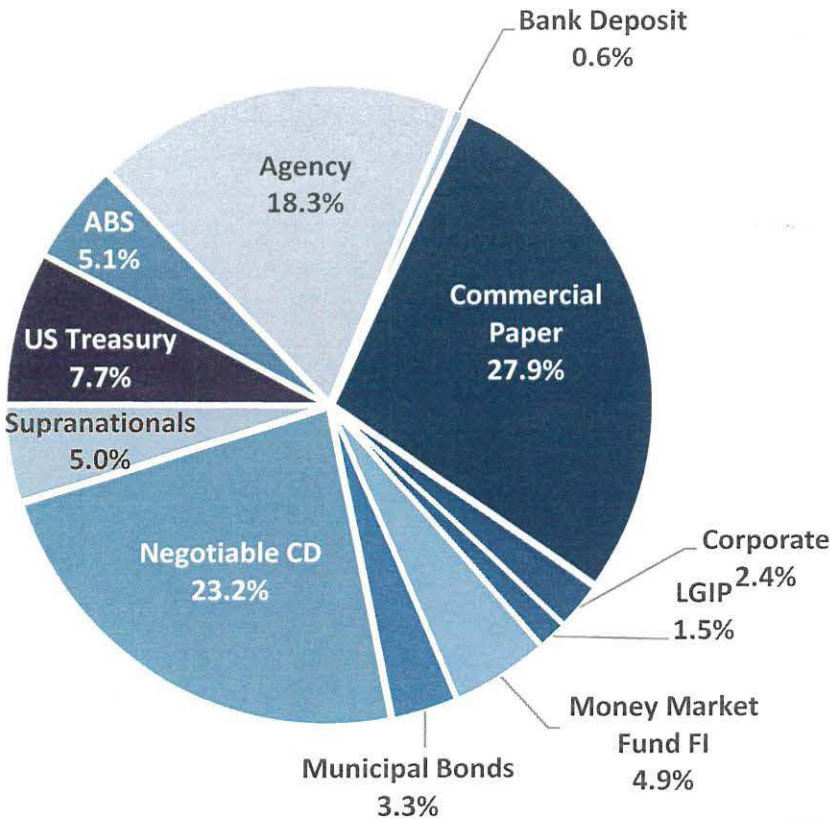
Monthly Investment Returns are reported gross of fees. Administration fees since fiscal year 17-18 have averaged approximately 7 basis points per annum. **All investments held during the month of December 2023 were in compliance with the Investment Policy dated January 1, 2023. The County Treasurer believes the Treasury Investment Pool contains sufficient cash flow from liquid and maturing securities, bank deposits, and incoming cash to meet the next six months of expected expenditures.

While Safety, Liquidity, and Yield remain the Fund's primary investment objectives, all else being equal and acting under statutory investment limitations, the County Treasurer affirms his/her commitment to the consideration of ESG criteria in evaluating securities. Sustainalytics, a Morningstar Company, provides high-quality, analytical environmental, social and governance (ESG) research, ratings and data to institutional investors and companies. Using Sustainalytics scoring, which is available on Bloomberg, the Pool had a weighted average MTN/CP/CD score of 21.33 as of 12/31/23, placing it in the "Medium Risk" category. Sustainalytics' ratings categories are: negligible (0-9.99), low (10-19.99), medium (20-29.99), high (30-39.99) and severe (40+).

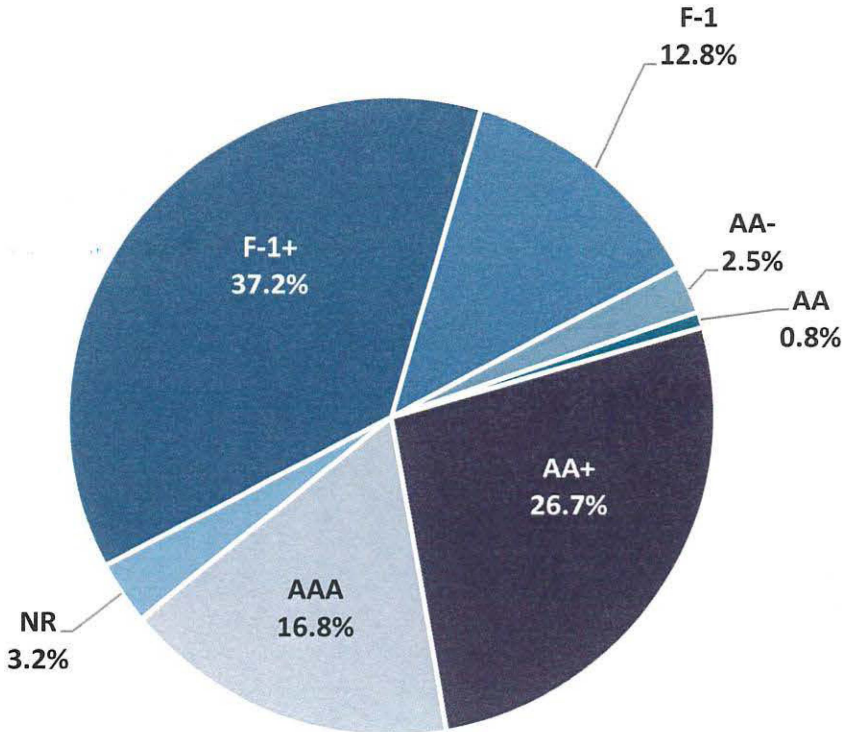
INVESTMENT FUND OVERVIEW

County of San Diego Pooled Money Fund As of December 31, 2023

ASSET ALLOCATION



CREDIT QUALITY**



Note: Totals in both charts may not add to 100% due to rounding.

**If a security is not rated by Fitch, the report uses the lowest rating provided by either Moody's or Standard and Poor's using the Fitch scale.

APPENDIX C

CALIFORNIA ASSET MANAGEMENT PROGRAM

JPA INVESTMENT POOL



Account Statement

For the Month Ending **October 31, 2023**

LEUCADIA WASTEWATER DISTRICT - OPERATING FUND - 503-00

Trade Date	Settlement Date	Transaction Description	Share or Unit Price	Dollar Amount of Transaction	Total Shares Owned
CAMP Pool					
Opening Balance					2,704,132.37
10/03/23	10/03/23	Redemption - ACH Redemption	1.00	(500,000.00)	2,204,132.37
10/16/23	10/16/23	Purchase - Principal 3137EAEY1	1.00	250,156.25	2,454,288.62
10/25/23	10/25/23	IP Fees September 2023	1.00	(170.63)	2,454,117.99
10/25/23	10/25/23	U.S. Bank Fees August 2023	1.00	(39.75)	2,454,078.24
10/31/23	10/31/23	Purchase - Interest 912828YM6	1.00	4,125.00	2,458,203.24
10/31/23	11/01/23	Accrual Income Div Reinvestment - Distributions	1.00	11,162.76	2,469,366.00

Closing Balance 2,469,366.00

	Month of October	Fiscal YTD January-October		
Opening Balance	2,704,132.37	2,842,958.08	Closing Balance	2,469,366.00
Purchases	265,444.01	8,279,139.30	Average Monthly Balance	2,365,948.99
Redemptions (Excl. Checks)	(500,210.38)	(8,652,731.38)	Monthly Distribution Yield	5.56%
Check Disbursements	0.00	0.00		
Closing Balance	2,469,366.00	2,469,366.00		
Cash Dividends and Income	11,162.76	227,208.96		



Account Statement

For the Month Ending **November 30, 2023**

LEUCADIA WASTEWATER DISTRICT - OPERATING FUND - 503-00

Trade Date	Settlement Date	Transaction Description	Share or Unit Price	Dollar Amount of Transaction	Total Shares Owned
CAMP Pool					
Opening Balance					2,469,366.00
11/06/23	11/06/23	Purchase - Principal 3137EAEZ8	1.00	250,312.50	2,719,678.50
11/10/23	11/10/23	Redemption - ACH Redemption	1.00	(200,000.00)	2,519,678.50
11/13/23	11/13/23	Purchase - Interest 46625HJX9	1.00	4,531.25	2,524,209.75
11/17/23	11/17/23	Purchase - ACH Purchase	1.00	700,000.00	3,224,209.75
11/24/23	11/24/23	IP Fees October 2023	1.00	(165.39)	3,224,044.36
11/24/23	11/24/23	U.S. Bank Fees September 2023	1.00	(24.76)	3,224,019.60
11/30/23	12/01/23	Accrual Income Div Reinvestment - Distributions	1.00	13,150.06	3,237,169.66
Closing Balance					3,237,169.66

	Month of November	Fiscal YTD January-November		
Opening Balance	2,469,366.00	2,842,958.08	Closing Balance	3,237,169.66
Purchases	967,993.81	9,247,133.11	Average Monthly Balance	2,867,739.13
Redemptions (Excl. Checks)	(200,190.15)	(8,852,921.53)	Monthly Distribution Yield	5.58%
Check Disbursements	0.00	0.00		
Closing Balance	3,237,169.66	3,237,169.66		
Cash Dividends and Income	13,150.06	240,359.02		



Account Statement

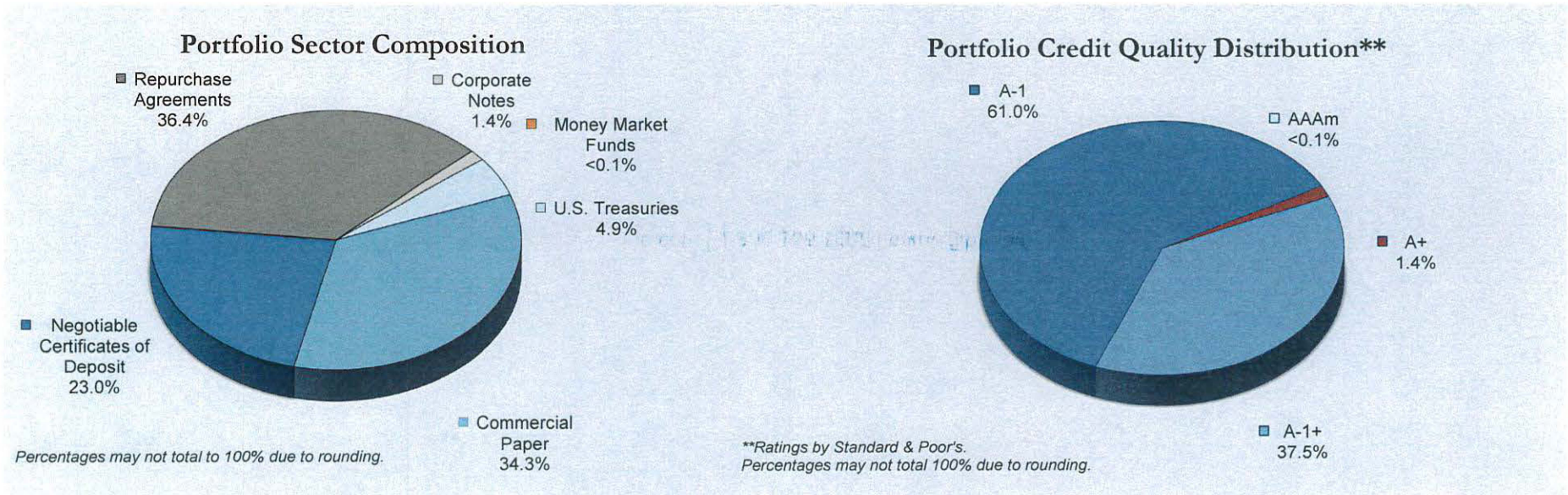
For the Month Ending **December 31, 2023**

LEUCADIA WASTEWATER DISTRICT - OPERATING FUND - 503-00

Trade Date	Settlement Date	Transaction Description	Share or Unit Price	Dollar Amount of Transaction	Total Shares Owned
CAMP Pool					
Opening Balance					3,237,169.66
12/05/23	12/05/23	Redemption - ACH Redemption	1.00	(200,000.00)	3,037,169.66
12/15/23	12/15/23	Purchase - ACH Purchase	1.00	1,000,000.00	4,037,169.66
12/21/23	12/21/23	Redemption - ACH Redemption	1.00	(1,600,000.00)	2,437,169.66
12/27/23	12/27/23	Purchase - ACH Purchase	1.00	1,000,000.00	3,437,169.66
12/27/23	12/27/23	IP Fees November 2023	1.00	(132.47)	3,437,037.19
12/27/23	12/27/23	U.S. Bank Fees October 2023	1.00	(36.58)	3,437,000.61
12/29/23	01/02/24	Accrual Income Div Reinvestment - Distributions	1.00	15,112.59	3,452,113.20
Closing Balance					3,452,113.20

	Month of December	Fiscal YTD January-December		
Opening Balance	3,237,169.66	2,842,958.08	Closing Balance	3,452,113.20
Purchases	2,015,112.59	11,262,245.70	Average Monthly Balance	3,206,346.84
Redemptions (Excl. Checks)	(1,800,169.05)	(10,653,090.58)	Monthly Distribution Yield	5.55%
Check Disbursements	0.00	0.00		
Closing Balance	3,452,113.20	3,452,113.20		
Cash Dividends and Income	15,112.59	255,471.61		

Total Fund Net Assets¹	\$17,629,882,362	Weighted Average Maturity	48 Days
Current 7-Day Yield²	5.56%	Net Asset Value per Share	\$1.00
S&P Rating³	AAAm		



- Total fund net assets, portfolio holdings valued at amortized cost, trade date based.*
- As of December 31, 2023, the current seven-day yield of the CAMP Cash Reserve Portfolio may, from time to time, be quoted in reports, literature and advertisements published by the Trust. The current seven-day yield, also known as the current annualized yield, represents the net change, exclusive of capital changes and income other than investment income, in the value of a hypothetical account with a balance of one share (normally \$1.00 per share) over a seven-day base period expressed as a percentage of the value of one share at the beginning of the seven-day period. This resulting net change in account value is then annualized by multiplying it by 365 and dividing the result by 7. Past performance is not indicative of future results and yields may vary.*
- Standard & Poor's fund ratings are based on analysis of credit quality, market price exposure, and management. According to Standard & Poor's rating criteria, the AAAm rating signifies excellent safety of investment principal and a superior capacity to maintain a \$1.00 per share net asset value. However, it should be understood that the rating is not a "market" rating nor a recommendation to buy, hold or sell the securities. For a full description on rating methodology, visit Standard & Poor's website (http://www.standardandpoors.com/en_US/web/guest/home).*

APPENDIX D
CALIFORNIA CLASS
JPA INVESTMENT POOL



Account Statement

December 31, 2023

Page 2 of 3

Account Number: CA-01-0107-0001

CA Prime

Account Summary

Average Monthly Yield: 5.5417%

	Beginning Balance	Contributions	Withdrawals	Income Earned	Income Earned YTD	Average Daily Balance	Month End Balance
California CLASS	0.00	1,000,000.00	0.00	2,123.46	2,123.46	548,592.59	1,002,123.46

Transaction Activity

Transaction Date	Transaction Description	Contributions	Withdrawals	Balance	Transaction Number
12/15/2023	Contribution	1,000,000.00			2692
12/31/2023	Income Dividend Reinvestment	2,123.46			
12/31/2023	Ending Balance			1,002,123.46	

APPENDIX E

MBS BROKER-DEALER PORTFOLIO

PERSHING LLC SAFEKEEPING ACCOUNT

Portfolio Holdings

Description	Quantity	Opening Balance	Closing Balance	Accrued Income	30-Day Yield
CASH, MONEY FUNDS AND BANK DEPOSITS 1.00% of Portfolio					
Cash Balance		266,568.60	13,384.27		
TOTAL CASH, MONEY FUNDS AND BANK DEPOSITS		\$266,568.60	\$13,384.27	\$0.00	

Description	Quantity	Market Price	Market Value	Accrued Interest	Estimated Annual Income	Estimated Yield
FIXED INCOME 99.00% of Portfolio (In Maturity Date Sequence)						
Certificates of Deposit						
MERRICK BK SOUTH JORDAN UTAH CTF DEP 1.150% 03/18/24 DTD 03/17/20 ACT/365 1ST CPN DTE 04/17/20 Security Identifier: 59013KGA8	249,000.0000	99.0980	246,754.02	109.83	2,863.50	1.16%
AXOS BK SAN DIEGO CALIF CTF DEP 1.600% 03/26/24 DTD 03/26/20 ACT/365 1ST CPN DTE 04/26/20 Security Identifier: 05465DAJ7	249,000.0000	99.1130	246,791.37	54.58	3,984.00	1.61%
BMW BK NORTH AMER SALT LAKE CITY UTAH CTF DEP 1.500% 04/12/24 B/E DTD 04/14/20 ACT/365 Security Identifier: 05580AWF7	248,000.0000	98.9360	245,361.28	794.96	3,720.00	1.51%
ENERBANK USA SALT LAKE CITY UTAH CTF DEP 0.700% 05/15/24 DTD 05/15/20 ACT/365 Security Identifier: 29278TPA2	249,000.0000	98.3280	244,836.72	76.41	1,743.00	0.71%
MEDALLION BK SALT LAKE CITY UTAH CTF DEP ACT/365 0.500% 08/12/24 REG DTD 08/10/21 ACT/365 Security Identifier: 58404DLH2	249,000.0000	97.2170	242,070.33	487.77	1,245.00	0.51%
CAPITAL ONE NATL ASSN MCLEAN VA CTF DEP 2.000% 08/21/24 DTD 08/21/19 ACT/365 Security Identifier: 14042RNE7	247,000.0000	98.0290	242,131.63	1,786.52	4,940.00	2.04%
CAPITAL ONE BK USA NATL ASSN GLEN ALLEN VA CTF DEP 2.000% 08/21/24 DTD 08/21/19 ACT/365 Security Identifier: 14042TCB1	247,000.0000	98.0290	242,131.63	1,786.52	4,940.00	2.04%
LIVE OAK BKG CO WILMINGTON N C CTF DEP 1.700% 08/28/24 DTD 02/28/20 ACT/365 Security Identifier: 538036JU9	249,000.0000	97.7930	243,504.57	347.92	4,233.00	1.73%
SALLIE MAE BK SALT LAKE CITY UT CTF DEP 1.950% 09/25/24 DTD 09/25/19 ACT/365 1ST CPN DTE 03/25/20 Security Identifier: 7954504F9	247,000.0000	97.7210	241,370.87	1,280.00	4,816.50	1.99%

Portfolio Holdings (continued)

Description	Quantity	Market Price	Market Value	Accrued Interest	Estimated Annual Income	Estimated Yield
FIXED INCOME (continued)						
Certificates of Deposit (continued)						
STATE BK INDIA NEW YORK N Y CTF DEP 2.050% 11/27/24 DTD 11/27/19 ACT/365 1ST CPN DTE 05/27/20 Security Identifier: 856285RS2	247,000.0000	97.2600	240,232.20	471.67	5,063.50	2.10%
MACHIAS SVGS BK ME CTF DEP 1.150% 03/18/25 DTD 03/18/20 ACT/365 1ST CPN DTE 04/18/20 Security Identifier: 554479DW2	249,000.0000	95.3640	237,456.36	101.99	2,863.50	1.20%
ADIRONDACK BK UTICA NY CTF DEP 1.100% 03/25/25 B/E DTD 03/25/20 ACT/365 1ST CPN DTE 04/25/20 Security Identifier: 00687QAT9	242,000.0000	95.2420	230,485.64	43.76	2,662.00	1.15%
ALMA BK ASTORIA NEW YORK CTF DEP 1.400% 03/28/25 B/E DTD 03/30/20 ACT/365 1ST CPN DTE 04/30/20 Security Identifier: 020080BX4	249,000.0000	95.5900	238,019.10	0.00	3,486.00	1.46%
BANK BARODA NEW YORK BRH CTF DEP 0.700% 07/22/25 B/E DTD 07/22/20 ACT/365 1ST CPN DTE 01/22/21 Security Identifier: 06063HMS9	249,000.0000	93.6810	233,265.69	773.61	1,743.00	0.74%
TEXAS EXCHANGE BK CROWLEY CTF DEP 0.600% 10/23/25 DTD 10/23/20 ACT/365 CALLABLE 01/23/24 Security Identifier: 88241TJJO	213,000.0000	92.3300	196,662.90	28.01	1,278.00	0.64%
GREENSTATE CR UN NORTH LIBERTY IOWA SH CTF ACT/365 0.700% 03/12/26 B/E DTD 03/12/21 Security Identifier: 39573LAY4	249,000.0000	91.4450	227,698.05	143.26	1,743.00	0.76%
UBS BK USA SALT LAKE CITY UT CTF DEP 0.900% 07/14/26 DTD 07/14/21 ACT/365 1ST CPN DTE 08/14/21 Security Identifier: 90348JQ29	249,000.0000	90.5820	225,549.18	104.38	2,241.00	0.99%
GOLDMAN SACHS BK USA NEW YORK CTF DEP 1.000% 07/28/26 DTD 07/28/21 ACT/365 1ST CPN DTE 01/28/22 Security Identifier: 38149MXK4	248,000.0000	90.5900	224,663.20	1,059.95	2,480.00	1.10%
TOYOTA FINL SVGS BK HEND NV CTF DEP 0.950% 07/29/26 B/E DTD 07/29/21 ACT/365 1ST CPN DTE 01/29/22 Security Identifier: 89235MLE9	248,000.0000	90.6250	224,750.00	1,000.49	2,356.00	1.04%
SYNCHRONY BK RETAIL CTF DEP FIDELITY INSTL CTF DEP 0.900% 08/13/26 DTD 08/13/21 ACT/365 Security Identifier: 87165FZM9	248,000.0000	90.3500	224,068.00	856.11	2,232.00	0.99%
PENTAGON FEDERAL CR UN TYSONS CORNER VA SH CTF 0.900% 09/29/26 B/E DTD 09/29/21 Security Identifier: 70962LAS1	249,000.0000	89.8060	223,616.94	12.28	2,241.00	1.00%
ALL IN FED CR UN DALEVILLE AL SH CTF 4.400% 12/20/27 DTD 12/20/22 Security Identifier: 01664MAB2	249,000.0000	98.8850	246,223.65	330.18	10,956.00	4.44%

Portfolio Holdings (continued)

Description	Quantity	Market Price	Market Value	Accrued Interest	Estimated Annual Income	Estimated Yield
FIXED INCOME (continued)						
Certificates of Deposit (continued)						
AUSTIN TELCO FED CR UN TEX SH CTF 4.750% 01/27/28 B/E DTD 01/27/23 Security Identifier: 052392CN5	248,000.0000	100.2880	248,714.24	968.22	11,780.00	4.73%
LIBERTY FIRST CR UN LINCOLN NEB SH CTF 4.350% 02/03/28 B/E DTD 02/03/23 Security Identifier: 530520AE5	249,000.0000	98.8260	246,076.74	890.26	10,831.50	4.40%
BLUE RIDGE BK NATL ASSN MARTINSVILLE VA CTF DEP 4.200% 02/28/28 DTD 02/28/23 ACT/365 Security Identifier: 09582YAF9	244,000.0000	98.2950	239,839.80	3,509.59	10,248.00	4.27%
MORGAN STANLEY BK N A SALT LAKE CITY UTAH CTF DEP 4.800% 03/16/28 B/E DTD 03/16/23 ACT/365 Security Identifier: 61690U3C2	244,000.0000	100.6330	245,544.52	3,401.29	11,712.00	4.76%
BMO HARRIS BK NATL ASSN CHICAGO ILL CTF DEP 4.500% 05/16/28 DTD 05/16/23 ACT/365 Security Identifier: 05600XQE3	244,000.0000	99.7120	243,297.28	1,353.70	10,980.00	4.51%
UNIVEST NATL BK TR SOUDERTON PA CTF DEP 4.400% 05/16/28 DTD 05/16/23 ACT/365 1ST CPN DTE 06/16/23 Security Identifier: 91527PCA3	249,000.0000	99.3300	247,331.70	450.25	10,956.00	4.42%
UTAH FIRST FED CR UN SALT LAKE CITY SH CTF 4.750% 07/14/28 DTD 07/14/23 Security Identifier: 91739JAA3	248,000.0000	103.3950	256,419.60	548.66	11,780.00	4.59%
DEPARTMENT OF COMM FED CR UN WASH D C SH CTF 5.000% 07/26/28 DTD 07/26/23 Security Identifier: 24951TAZ8	248,000.0000	102.0610	253,111.28	4,314.52	12,400.00	4.89%
Total Certificates of Deposit	7,397,000.0000		\$7,147,978.49	\$27,086.69	\$164,517.50	
U.S. Treasury Securities						
UNITED STATES TREAS NTS 2.375% 02/29/24 B/E DTD 02/28/19 1ST CPN DTE 08/31/19 CPN PMT SEMI ANNUAL Moody Rating Aaa Security Identifier: 9128286G0	250,000.0000	99.5290	248,822.50	1,990.04	5,937.50	2.38%
UNITED STS TREAS NTS 1.250% 12/31/26 B/E DTD 12/31/21 1ST CPN DTE 06/30/22 CPN PMT SEMI ANNUAL ON JUN 30 AND DEC 31 Moody Rating Aaa Security Identifier: 91282CDQ1	250,000.0000	92.3520	230,880.00	0.00	3,125.00	1.35%

Portfolio Holdings (continued)

Description	Quantity	Market Price	Market Value	Accrued Interest	Estimated Annual Income	Estimated Yield
FIXED INCOME (continued)						
U.S. Treasury Securities (continued)						
UNITED STS TREAS NTS 0.625% 12/31/27 B/E DTD 12/31/20 1ST CPN DTE 06/30/21 CPN PMT SEMI ANNUAL ON JUN 30 AND DEC 31 Moody Rating Aaa Security Identifier: 91282CBB6	290,000.0000	87.9960	255,188.40	0.00	1,812.50	0.71%
Total U.S. Treasury Securities	790,000.0000		\$734,890.90	\$1,990.04	\$10,875.00	
U.S. Government Bonds						
FEDERAL FARM CR BKS CONS SYSTEMWIDE BDS 0.530% 09/29/25 B/E DTD 09/29/20 CALLABLE 12/29/23 @ 100.000 Moody Rating Aaa S & P Rating AA+ Security Identifier: 3133EMBJ0	500,000.0000	93.4600	467,300.00	677.22	2,650.00	0.56%
FEDERAL FARM CR BKS CONS SYSTEMWIDE BDS 0.540% 11/03/25 B/E DTD 11/03/20 CALLABLE 01/03/24 @ 100.000 Moody Rating Aaa S & P Rating AA+ Security Identifier: 3133EMFR8	400,000.0000	93.0140	372,056.00	348.00	2,160.00	0.58%
FEDERAL HOME LN BKS CONS BD 1.000% 09/30/26 B/E DTD 09/30/21 CALLABLE 12/30/23 @ 100.000 Moody Rating Aaa S & P Rating AA+ Security Identifier: 3130ANYN4	300,000.0000	91.4330	274,299.00	750.00	3,000.00	1.09%
FEDERAL HOME LN BKS 1.600% 12/17/26 B/E DTD 12/17/21 CALLABLE 03/17/24 @ 100.000 1ST CPN DTE 06/17/22 Moody Rating Aaa S & P Rating AA+ Security Identifier: 3130APXT7	250,000.0000	92.4540	231,135.00	155.56	4,000.00	1.73%
FEDERAL HOME LN BKS CONS BD 1.650% 01/27/27 B/E DTD 01/27/22 CALLABLE 01/27/24 @ 100.000 Moody Rating Aaa S & P Rating AA+ Security Identifier: 3130AQLQ4	250,000.0000	92.6770	231,692.50	1,764.58	4,125.00	1.78%
FEDERAL HOME LN BKS CONS BD 1.900% 02/17/27 B/E DTD 02/17/22 CALLABLE 02/17/24 @ 100.000 Moody Rating Aaa S & P Rating AA+ Security Identifier: 3130AQPE7	250,000.0000	93.2560	233,140.00	1,768.06	4,750.00	2.03%
FEDERAL AGRIC MTG CORP MEDIUM TERM NTS FED 4.375% 12/04/28 B/E DTD 12/04/23 1ST CPN DTE 06/04/24 Security Identifier: 31424WCRI	245,000.0000	101.8960	249,645.20	803.91	10,718.75	4.29%
Total U.S. Government Bonds	2,195,000.0000		\$2,059,267.70	\$6,267.33	\$31,403.75	
Municipal Bonds						
BREA CALIF WTR REV TAXABLE REF BDS 2020 0.814% 07/01/24 B/E DTD 10/29/20 1ST CPN DTE 01/01/21 CPN PMT SEMI ANNUAL S & P Rating AA Security Identifier: 106295CS5	170,000.0000	97.9800	166,566.00	691.90	1,383.80	0.83%

Portfolio Holdings (continued)

Description	Quantity	Market Price	Market Value	Accrued Interest	Estimated Annual Income	Estimated Yield
FIXED INCOME (continued)						
Municipal Bonds (continued)						
NATOMAS UNI SCH DIST CALIF ELECTION 2018 TAXABLE GO BDS 2020 B 0.950% 08/01/24 B/E DTD 10/01/20 Moody Rating Aa3 S & P Rating AA Security Identifier: 63877NML8	150,000.0000	97.7210	146,581.50	593.75	1,425.00	0.97%
CUCAMONGA VY CALIF WTR DIST FING AUTH WTR REV REF BDS 2018B 3.300% 09/01/24 B/E DTD 06/07/18 S & P Rating AA+ Security Identifier: 22972PCH3	170,000.0000	98.9040	168,136.80	1,870.00	5,610.00	3.33%
PALMDALE CALIF WTR DIST WTR REV TAXABLE REF BDS 2020 1.168% 10/01/24 B/E DTD 11/03/20 INS BUILD AMER MUT S & P Rating AA Security Identifier: 69674PAD6	170,000.0000	97.0910	165,054.70	496.40	1,985.60	1.20%
OCEANSIDE CALIF WTR REV REF TAXABLE BDS 2021 A 0.853% 05/01/25 B/E DTD 05/27/21 1ST CPN DTE 11/01/21 S & P Rating AA+ Security Identifier: 675413DK1	200,000.0000	94.9530	189,906.00	284.33	1,706.00	0.89%
ONTARIO CALIF PENSION OBLIG TAXABLE BDS 2020 2.537% 06/01/25 B/E DTD 05/21/20 1ST CPN DTE 12/01/20 S & P Rating AA Security Identifier: 68304FAE6	300,000.0000	96.4320	289,296.00	634.25	7,611.00	2.63%
SANTA CLARA VY CALIF WTR DIST CTFS PARTN COPS D 3.149% 06/01/25 B/E DTD 03/30/16 1ST CPN DTE 06/01/16 Moody Rating Aa1 Security Identifier: 80168FME3	150,000.0000	97.6510	146,476.50	393.63	4,723.50	3.22%
HUNTINGTON BEACH CALIF PENSION OBLIG TAXABLE BDS 2021 1.074% 06/15/25 B/E DTD 04/01/21 1ST CPN DTE 12/15/21 S & P Rating AA+ Security Identifier: 446201AD7	500,000.0000	94.4740	472,370.00	238.67	5,370.00	1.13%
SAN MARCOS CALIF PUB FING AUTH SPL TAX REV REF TAXABLE BDS 2021 1.297% 09/01/25 B/E DTD 03/18/21 S & P Rating AA Security Identifier: 79876AER9	560,000.0000	94.1720	527,363.20	2,421.07	7,263.20	1.37%
Total Municipal Bonds	2,370,000.0000		\$2,271,750.70	\$7,624.00	\$37,078.10	
Corporate Bonds						
JPMORGAN CHASE & CO MEDIUM TERM NTS 0.750% 10/30/25 B/E DTD 10/30/20 CALLABLE 10/30/24 @ 100.000 Moody Rating A1 S & P Rating A- Security Identifier: 48128GX54	300,000.0000	90.9970	272,991.00	375.00	2,250.00	0.82%

Portfolio Holdings (continued)

Description	Quantity	Market Price	Market Value	Accrued Interest	Estimated Annual Income	Estimated Yield
FIXED INCOME (continued)						
Corporate Bonds (continued)						
BANK AMER CORP MEDIUM TERM SR NTS SER L R 0.850% 11/25/25 B/E DTD 11/25/20 CALLABLE 02/25/24 Moody Rating A1 S & P Rating A- Security Identifier: 06048WK41	300,000.0000	92.1520	276,456.00	255.00	2,550.00	0.92%
BANK AMER CORP MEDIUM TERM SR NTS SER L R 0.750% 01/26/26 B/E DTD 01/26/21 CALLABLE 01/26/24 Moody Rating A1 S & P Rating A- Security Identifier: 06048WK82	300,000.0000	90.2460	270,738.00	406.25	2,250.00	0.83%
GOLDMAN SACHS GROUP INC SER N MED TERM NTS 1.550% 04/30/26 B/E DTD 04/30/21 CALLABLE 01/30/24 Moody Rating A2 S & P Rating BBB+ Security Identifier: 3815OAFK6	300,000.0000	91.2930	273,879.00	775.00	4,650.00	1.69%
JPMORGAN CHASE & CO MEDIUM TERM NTS 1.150% 08/17/26 B/E DTD 08/17/21 CALLABLE 08/17/24 @ 100.000 Moody Rating A1 S & P Rating A- Security Identifier: 48128G4R8	300,000.0000	89.6800	269,040.00	1,284.17	3,450.00	1.28%
BANK AMER CORP MEDIUM TERM SR NTS SER L R 2.750% 03/02/27 B/E DTD 03/02/22 CALLABLE 03/02/24 Moody Rating A1 S & P Rating A- Security Identifier: 06048WS84	250,000.0000	92.6440	231,610.00	2,272.57	6,875.00	2.96%
AMAZON COM INC NT 3.300% 04/13/27 B/E DTD 04/13/22 30/360 CALLABLE 03/13/27 @ 100.000 Moody Rating A1 S & P Rating AA Security Identifier: 023135CF1	250,000.0000	97.1850	242,962.50	1,787.50	8,250.00	3.39%
PNC BK N A PITTSBURGH PA MEDIUM TERM SR BK NTS FXD RT SR NOTE 3.250% 01/22/28 B/E DTD 01/22/18 Moody Rating A2 S & P Rating A Security Identifier: 69353RFJ2	360,000.0000	94.1160	338,817.60	5,167.50	11,700.00	3.45%
PHARMACIA CORP DEB - EXCHANGED FROM ORIGINAL CUSIP 71713UAW 6.600% 12/01/28 B/E DTD 12/01/99 Moody Rating A2 S & P Rating A Security Identifier: 71713UAW2	230,000.0000	109.0230	250,752.90	1,265.00	15,180.00	6.05%
Total Corporate Bonds	2,590,000.0000		\$2,427,247.00	\$13,587.99	\$57,155.00	
TOTAL FIXED INCOME	15,342,000.0000		\$14,641,134.79	\$56,556.05	\$301,029.35	
Total Portfolio Holdings			Market Value \$14,654,519.06	Accrued Interest \$56,556.05	Estimated Annual Income \$301,029.35	

APPENDIX F

TVI/PROEQUITIES BROKER-DEALER PORTFOLIO

PERSHING LLC SAFEKEEPING ACCOUNT

December 1, 2023 - December 31, 2023
LEUCADIA WASTEWATER DISTRICT

Portfolio Holdings (continued)

Description	Quantity	Opening Balance	Closing Balance	Accrued Income	Income This Year	30-Day Yield
CASH, MONEY FUNDS AND BANK DEPOSITS (continued)						
TOTAL CASH, MONEY FUNDS AND BANK DEPOSITS		\$25,932.41	\$27,868.27	\$0.00	\$557.36	
Description	Quantity	Market Price	Market Value	Accrued Interest	Estimated Annual Income	Estimated Yield
FIXED INCOME 99.00% of Portfolio (In CUSIP Sequence)						
Certificates of Deposit						
IDEAL CR UN WOODBURY MN SH CTF 4.500% 12/29/27 B/E DTD 12/29/22 Security Identifier: 45157PAZ3	249,000.0000	99.2720	247,187.28	920.96	11,205.00	4.53%
MORGAN STANLEY PRIVATE BK NATL ASSN PUR N Y CTF DEP 4.500% 05/17/28 DTD 05/17/23 ACT/365 1ST CPN DTE 11/17/23 CPN PMT SEMI ANNUAL ON MAY 17 AND NOV 17 Security Identifier: 61768ETS2	244,000.0000	101.6880	248,118.72	1,323.62	10,980.00	4.42%
Total Certificates of Deposit	493,000.0000		\$495,306.00	\$2,244.58	\$22,185.00	
U.S. Treasury Securities						
UNITED STATES TREAS SEC STRIPPED INT PMT 0.000% 08/15/26 B/E DTD 08/15/96 Security Identifier: 912833PA2	250,000.0000	89.9050	224,762.50	0.00		
Total U.S. Treasury Securities	250,000.0000		\$224,762.50	\$0.00		
U.S. Government Bonds						
FEDERAL HOME LN BKS CONS BD 0.530% 02/10/26 B/E DTD 02/10/21 CALLABLE 02/10/24 @ 100.000 1ST CPN DTE 08/10/21 CPN PMT SEMI ANNUAL ON FEB 10 AND AUG 10 Moody Rating Aaa S & P Rating AA+ Security Identifier: 3130AKWW2	300,000.0000	92.3650	277,095.00	622.75	1,590.00	0.57%
FEDERAL FARM CR BKS CONS SYSTEMWIDE BDS 0.600% 06/16/25 B/E DTD 06/16/21 CALLABLE 01/03/24 @ 100.000 1ST CPN DTE 12/16/21 CPN PMT SEMI ANNUAL ON JUN 16 AND DEC 16 Moody Rating Aaa S & P Rating AA+ Security Identifier: 3133EMH47	300,000.0000	94.3340	283,002.00	75.00	1,800.00	0.63%
Total U.S. Government Bonds	600,000.0000		\$560,097.00	\$697.75	\$3,390.00	

Portfolio Holdings (continued)

Description	Quantity	Market Price	Market Value	Accrued Interest	Estimated Annual Income	Estimated Yield
FIXED INCOME (continued)						
Corporate Bonds						
BANK AMER CORP MEDIUM TERM SR NTS SER L R 1.150% 09/10/26 B/E DTD 09/10/21 CALLABLE 03/10/24 @ 100.000 1ST CPN DTE 03/10/22 CPN PMT SEMI ANNUAL ON MAR 10 AND SEP 10 Moody Rating A1 S & P Rating A- Security Identifier: 06048WN63	250,000.0000	89.6310	224,077.50	886.46	2,875.00	1.28%
BANK AMER CORP MEDIUM TERM SR NTS SER L R 4.100% 04/29/27 B/E DTD 04/29/22 CALLABLE 04/29/24 @ 100.000 1ST CPN DTE 10/29/22 CPN PMT SEMI ANNUAL ON APR 29 AND OCT 29 Moody Rating A1 S & P Rating A- Security Identifier: 06048WV23	250,000.0000	95.7930	239,482.50	1,765.28	10,250.00	4.28%
EXXON MOBIL CORP NT 2.275% 08/16/26 B/E DTD 08/16/19 30/360 CALLABLE 06/16/26 @ 100.000 1ST CPN DTE 02/16/20 CPN PMT SEMI ANNUAL ON FEB 16 AND AUG 16 Moody Rating Aa2 S & P Rating AA- Security Identifier: 30231GBD3	250,000.0000	95.1850	237,962.50	2,132.81	5,687.50	2.39%
UNITEDHEALTH GROUP INC NT 1.150% 05/15/26 B/E DTD 05/19/21 30/360 CALLABLE 04/15/26 @ 100.000 1ST CPN DTE 11/15/21 CPN PMT SEMI ANNUAL ON MAY 15 AND NOV 15 Moody Rating A2 S & P Rating A+ Security Identifier: 91324PEC2	250,000.0000	92.6120	231,530.00	367.36	2,875.00	1.24%
Total Corporate Bonds	1,000,000.0000		\$933,052.50	\$5,151.91	\$21,687.50	
TOTAL FIXED INCOME	2,343,000.0000		\$2,213,218.00	\$8,094.24	\$47,262.50	
Total Portfolio Holdings			Market Value \$2,241,086.27	Accrued Interest \$8,094.24	Estimated Annual Income \$47,819.86	

Portfolio Holdings Disclosures

Pricing

This section includes the net market value of the securities in your account on a settlement date basis, including short positions, at the close of the statement period. The market prices, unless otherwise noted, have been obtained from independent vendor services, which we believe to be reliable. In some cases the pricing vendor may provide prices quoted by a single broker or market maker. Market prices do not constitute a bid or an offer, and may differ from the actual sale price. Securities for which a price is not available are marked "N/A" and are omitted from the Total.

THE AS OF PRICE DATE ONLY APPEARS WHEN THE PRICE DATE DOES NOT EQUAL THE STATEMENT DATE.

Estimated Annual Figures

The estimated annual income (EAI) and estimated annual yield (EAY) figures are estimates and for informational purposes only. These figures are not considered to be a forecast or guarantee of future results. These figures are computed using information from providers believed to be reliable; however, no assurance can be made as to the accuracy. Since interest

APPENDIX G

CAMP INDIVIDUAL INVESTMENT PORTFOLIO

US BANK SAFEKEEPING ACCOUNT



Managed Account Detail of Securities Held

For the Month Ending **December 31, 2023**

LEUCADIA WASTEWATER DISTRICT - OPERATING FUND - 503-00 - (12510920)

Security Type/Description Dated Date/Coupon/Maturity	CUSIP	Par	S&P Rating	Moody's Rating	Trade Date	Settle Date	Original Cost	YTM at Cost	Accrued Interest	Amortized Cost	Market Value
U.S. Treasury Bond / Note											
US TREASURY NOTES DTD 10/31/2019 1.500% 10/31/2024	912828YM6	550,000.00	AA+	Aaa	05/03/21	05/05/21	569,851.56	0.46	1,405.22	554,733.23	534,960.91
Security Type Sub-Total		550,000.00					569,851.56	0.46	1,405.22	554,733.23	534,960.91
Corporate Note											
MICROSOFT CORP(CALLABLE) NOTE DTD 02/06/2017 2.875% 02/06/2024	594918BX1	250,000.00	AAA	Aaa	11/02/20	11/04/20	268,400.00	0.59	2,894.97	250,000.00	249,327.50
IBM CORP NOTES DTD 02/12/2014 3.625% 02/12/2024	459200HU8	250,000.00	A-	A3	11/02/20	11/04/20	274,107.50	0.64	3,499.13	250,847.29	249,066.00
CHEVRON CORP CORP (CALLABLE) NOTES DTD 03/03/2017 2.895% 03/03/2024	166764BT6	250,000.00	AA-	Aa2	11/30/20	12/02/20	268,017.50	0.65	2,372.29	250,031.97	248,933.75
JP MORGAN CHASE BANK CORP NOTE DTD 05/13/2014 3.625% 05/13/2024	46625HJX9	250,000.00	A-	A1	04/05/21	04/07/21	272,730.00	0.66	1,208.33	252,670.57	247,900.25
Security Type Sub-Total		1,000,000.00					1,083,255.00	0.64	9,974.72	1,003,549.83	995,227.50
Managed Account Sub-Total		1,550,000.00					1,653,106.56	0.57	11,379.94	1,558,283.06	1,530,188.41
Joint Powers Authority											
CAMP Pool		3,452,113.20	AAAm	NR			3,452,113.20		0.00	3,452,113.20	3,452,113.20
Liquid Sub-Total		3,452,113.20					3,452,113.20		0.00	3,452,113.20	3,452,113.20
Securities Sub-Total		\$5,002,113.20					\$5,105,219.76	0.57%	\$11,379.94	\$5,010,396.26	\$4,982,301.61
Accrued Interest											\$11,379.94
Total Investments											\$4,993,681.55