



# **Leucadia Wastewater District**

## **Treasurer's Quarterly Investment Report**

**As of June 30, 2022**

**Submitted by**

**Paul J. Bushee, General Manager**

## **Table of Contents**

Investment Report	1-2
Summary of Investments	3
Appendix	
L.A.I.F. Report	Appendix A
San Diego County Investment Pool Report	Appendix B
C.A.M.P. Report	Appendix C
MBS Broker-Dealer Portfolio (Pershing LLC)	Appendix D
TVI/ProEquities Broker-Dealer Portfolio (Pershing LLC)	Appendix E
C.A.M.P. Portfolio Report (US Bank Safekeeping)	Appendix F

**LEUCADIA WASTEWATER DISTRICT**  
**QUARTERLY TREASURER'S REPORT SUMMARY**  
**As of June 30, 2022**


- A. The liquidity of the investments and expected cash flow of the Leucadia Wastewater District (LWD) more than meets expenditure requirements for the next six months.
- B. Our investments are concentrated in five major areas.
- 1) **State of California Local Agency Investment Pool (LAIF):** This pool is regulated by the California Government Code under the oversight of the Treasurer of the State of California. This pool is very conservative and its investments are very liquid. District funds are available to us in 24 hours by electronic transfer.
  - 2) **San Diego County Treasurer's Pooled Money Fund:** This pool is managed by the San Diego County Treasurer-Tax Collector's office. This pool is very conservative and its investments are very liquid. This pool is rated AAAs/S1 by Standard & Poor's. The AAAs rating indicates the extremely strong protection the pool's portfolio investments provide against losses from credit defaults. The S1 volatility rating signifies that the pool possesses low sensitivity to changing market conditions given its low risk profile and conservative investment policies. District funds are available to us in 48 hours by electronic transfer.
  - 3) **California Asset Management Program Joint Powers Authority Investment Pool (CAMP):** This pool is a short-term investment portfolio for California Public Agencies to invest surplus funds. Public Agencies that invest in the pool purchase shares of beneficial interest. This pool is also very conservative and its investments are very liquid. The CAMP pool is rated AAAs, by Standard & Poor's. This high principal stability rating addresses the ability of the fund to maintain principal value and limit exposure to loss. District funds are available to us in 24 hours by electronic transfer.
  - 4) **Securities Purchased Through Financial Broker-Dealers.** This category includes US Treasury Bonds and Notes, Federal Agency Securities, Corporate Notes, and Bank Certificates of Deposit (CDs) purchased through a financial broker-dealer and held in a third-party custodial account with Pershing L.L.C.. The Certificates of Deposit (CD's) are insured by the Federal Deposit Insurance Corporation (FDIC) or the National Credit Union Administration. (NCUA).
  - 5) **CAMP Individual Investment Portfolio:** The CAMP Individual Portfolio is a professionally managed investment account by separate agreement with CAMP's investment advisor (Public Financial Management, Inc.) and is specifically designed for public agencies. The CAMP Individual Portfolio was initiated in December 2004 and initial investment purchases commenced in January 2005. Investments purchased through the CAMP Individual Portfolio are held by US Bank in a safekeeping trust account. Investments are paid for only upon delivery by the brokerage house with the approval of the District's General Manager. All sales or

maturities have cash deposited directly to the safekeeping trust account. No board member, staff member or anyone other than the broker or the bank ever has possession of negotiable investment instruments such as stock or bond certificates. Investments in this area are made to attempt to enhance our overall interest and investment income.

- C. These investments and all investment actions executed since the last quarterly treasurer's investment report comply with California Government Code and with LWD's investment policy.

I, Paul J. Bushee, Secretary /General manager of the Leucadia Wastewater District, hereby certify the foregoing quarterly treasurer's report summary in accordance with Leucadia Wastewater District's investment policy.

Dated: 8/11/2022

  
\_\_\_\_\_  
Paul J. Bushee, Secretary/General Manger

# LEUCADIA WASTEWATER DISTRICT

## QUARTERLY TREASURER'S REPORT SUMMARY

### 06-30-2022

SUMMARY OF CASH & INVESTMENTS at June 30, 2022					
SEE APPENDIX FOR DETAILS					
ASSETS	PAR VALUE 6/30/2022	AMORTIZED COST 6/30/2022	% OF TOTAL		MARKET VALUE (1) 6/30/2022
			Actual	Allowed	
CASH IN BANK (Checking/Reserve Accts)	\$ 321,734	\$ 321,734	1%	30%	\$ 321,734
MONEY MARKET FUNDS	\$ 20,269	\$ 20,269	0%	20%	\$ 20,269
LAIF - STATE INVESTMENT POOL	\$ 2,710,427	\$ 2,710,427	10%	75%	\$ 2,675,532
SAN DIEGO COUNTY INVESTMENT POOL	\$ 3,035,946	\$ 3,035,946	11%	75%	\$ 2,956,000
CAMP - JPA INVESTMENT POOL	\$ 289,384	\$ 289,384	1%	75%	\$ 289,384
FEDERAL AGENCY SECURITIES					
FFCB Systemwide Bonds	\$ 1,200,000	\$ 1,198,189			\$ 1,099,368
FHLMC Notes	\$ 500,000	\$ 498,924			\$ 482,120
FNMA Notes	\$ -	\$ -			\$ -
FHLB Notes	\$ 1,850,000	\$ 1,849,940			\$ 1,758,027
Total Federal Agency Securities	\$ 3,550,000	\$ 3,547,052	13%	75%	\$ 3,339,514
US TREASURY BONDS/NOTES	\$ 1,300,000	\$ 1,311,275	5%	100%	\$ 1,231,583
CORPORATE NOTES	\$ 5,550,000	\$ 5,673,457	21%	25%	\$ 5,238,446
NEGOTIABLE CERTIFICATES OF DEPOSIT	\$ 350,000	\$ 350,000	1%	10%	\$ 349,946
MUNICIPAL BONDS	\$ 2,670,000	\$ 2,751,889	10%	10%	\$ 2,534,166
INSURED CERTIFICATES OF DEPOSIT	\$ 6,872,000	\$ 6,872,000	26%	30%	\$ 6,554,717
<b>TOTAL CASH &amp; INVESTMENTS</b>	<b>\$ 26,669,760</b>	<b>\$ 26,883,434</b>	<b>100%</b>		<b>\$ 25,511,291</b>

As of June 30, 2022	QUARTERLY RESULTS
---------------------	-------------------



Cash & Inv.

**\$25.5M**



Avg. Days to Maturity

**720**



Change in Cash & Inv.

**-\$86K**



Interest Earned

**\$72K**



Average Return

**1.0%**



LAIF Benchmark

**0.7%**

(1) The sources for the market values of the Pools are from the Pools themselves  
The sources for the market values of the securities are from third party safekeeping services

**APPENDIX A**

**STATE OF CALIFORNIA**

**LOCAL AGENCY INVESTMENT FUND (LAIF)**

California State Treasurer  
**Fiona Ma, CPA**



Local Agency Investment Fund  
P.O. Box 942809  
Sacramento, CA 94209-0001  
(916) 653-3001

July 06, 2022

[LAIF Home](#)  
[PMIA Average Monthly Yields](#)

LEUCADIA WASTEWATER DISTRICT

GENERAL MANAGER  
1960 LA COSTA AVENUE  
CARLSBAD, CA 92009-6810

[Tran Type Definitions](#)

**Account Number:** 90-37-003

June 2022 Statement

Effective Date	Transaction Date	Tran Type	Confirm Number	Web Confirm Number	Authorized Caller	Amount
6/7/2022	6/2/2022	RW	1705564	1665865	RYAN GREEN	-1,300,000.00

**Account Summary**

Total Deposit:	0.00	Beginning Balance:	4,010,427.21
Total Withdrawal:	-1,300,000.00	Ending Balance:	2,710,427.21





# PMIA/LAIF Performance Report as of 07/18/22



## PMIA Average Monthly Effective Yields<sup>(1)</sup>

June	0.861
May	0.684
Apr	0.523

## Quarterly Performance Quarter Ended 06/30/22

LAIF Apportionment Rate <sup>(2)</sup> :	0.75
LAIF Earnings Ratio <sup>(2)</sup> :	0.00002057622201151
LAIF Fair Value Factor <sup>(1)</sup> :	0.987125414
PMIA Daily <sup>(1)</sup> :	0.99%
PMIA Quarter to Date <sup>(1)</sup> :	0.69%
PMIA Average Life <sup>(1)</sup> :	311

## Pooled Money Investment Account Monthly Portfolio Composition <sup>(1)</sup> 06/30/22 \$234.5 billion

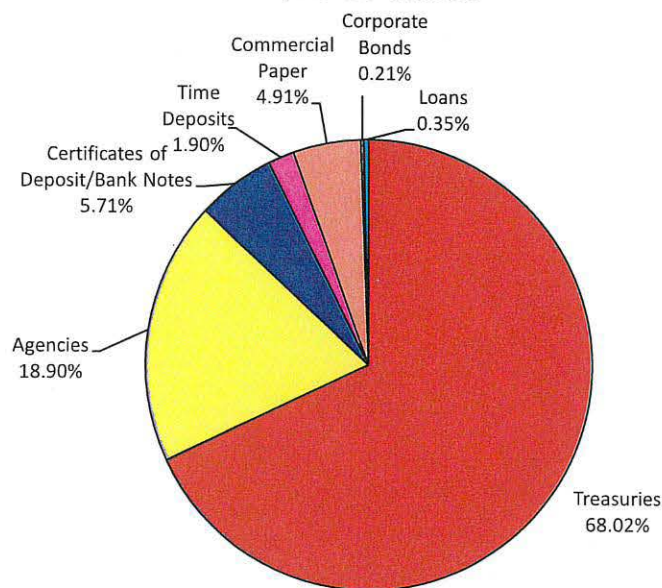


Chart does not include \$4,693,000.00 in mortgages, which equates to 0.002%. Percentages may not total 100% due to rounding.

Daily rates are now available here. [View PMIA Daily Rates](#)

Notes: The apportionment rate includes interest earned on the CalPERS Supplemental Pension Payment pursuant to Government Code 20825 (c)(1) and interest earned on the Wildfire Fund loan pursuant to Public Utility Code 3288 (a).

Source:

<sup>(1)</sup> State of California, Office of the Treasurer

<sup>(2)</sup> State of California, Office of the Controller





# State of California

## Pooled Money Investment Account

### Market Valuation

### 6/30/2022

Description	Carrying Cost Plus		Fair Value	Accrued Interest
	Accrued Interest	Purch. Amortized Cost		
United States Treasury:				
Bills	\$ 54,848,665,577.86	\$ 54,942,932,200.87	\$ 54,781,856,500.00	NA
Notes	\$ 104,643,095,916.36	\$ 104,593,661,357.83	\$ 102,160,461,000.00	\$ 245,265,780.00
Federal Agency:				
SBA	\$ 307,350,707.85	\$ 307,350,707.85	\$ 308,985,118.38	\$ 193,926.96
MBS-REMICs	\$ 4,692,696.64	\$ 4,692,696.64	\$ 4,761,517.29	\$ 21,218.19
Debentures	\$ 9,362,179,022.09	\$ 9,361,738,008.20	\$ 9,198,083,200.00	\$ 10,102,007.55
Debentures FR	\$ -	\$ -	\$ -	\$ -
Debentures CL	\$ 2,350,000,000.00	\$ 2,350,000,000.00	\$ 2,333,288,000.00	\$ 4,963,026.00
Discount Notes	\$ 30,059,675,770.69	\$ 30,110,253,965.21	\$ 30,001,238,500.00	NA
Supranational Debentures	\$ 2,211,832,920.27	\$ 2,211,832,920.27	\$ 2,141,709,500.00	\$ 5,074,333.50
Supranational Debentures FR	\$ -	\$ -	\$ -	\$ -
CDs and YCDs FR	\$ -	\$ -	\$ -	\$ -
Bank Notes	\$ 100,000,000.00	\$ 100,000,000.00	\$ 100,127,240.39	\$ 8,333.33
CDs and YCDs	\$ 13,285,000,000.00	\$ 13,285,000,000.00	\$ 13,259,760,785.79	\$ 28,932,798.53
Commercial Paper	\$ 11,523,629,687.36	\$ 11,549,363,979.09	\$ 11,525,497,727.72	NA
Corporate:				
Bonds FR	\$ -	\$ -	\$ -	\$ -
Bonds	\$ 492,674,729.32	\$ 492,342,145.99	\$ 473,145,680.00	\$ 3,245,257.95
Repurchase Agreements	\$ -	\$ -	\$ -	\$ -
Reverse Repurchase	\$ -	\$ -	\$ -	\$ -
Time Deposits	\$ 4,453,000,000.00	\$ 4,453,000,000.00	\$ 4,453,000,000.00	NA
PMIA & GF Loans	\$ 828,153,000.00	\$ 828,153,000.00	\$ 828,153,000.00	NA
<b>TOTAL</b>	<b>\$ 234,469,950,028.44</b>	<b>\$ 234,590,320,981.95</b>	<b>\$ 231,570,067,769.57</b>	<b>\$ 297,806,682.01</b>

Fair Value Including Accrued Interest

\$ 231,867,874,451.58

Repurchase Agreements, Time Deposits, PMIA & General Fund loans, and Reverse Repurchase agreements are carried at portfolio book value (carrying cost).

The value of each participating dollar equals the fair value divided by the amortized cost (0.987125414). As an example: if an agency has an account balance of \$20,000,000.00, then the agency would report its participation in the LAIF valued at \$19,742,508.28 or \$20,000,000.00 x 0.987125414.

## **APPENDIX B**

### **SAN DIEGO COUNTY TREASURER'S INVESTMENT POOL**

# San Diego County Investment Pool

Quarterly Activity

June 30, 2022

		April-June 2022
Opening Balance	3/31/2022	\$ 3,031,084
Purchases		\$ -
Redemptions		\$ -
Interest Received		\$ 4,862
Ending Balance	6/30/2022	\$ 3,035,946

# SUMMARY PORTFOLIO STATISTICS

## County of San Diego Pooled Money Fund

As of June 30, 2022

Investment Type	Par Value	Book Value	Market Value	% of Portfolio	Market Price	Days To Maturity	YTM	Accrued Interest	Unrealized Gain/Loss
ABS	568,154,218	566,432,417	553,284,411	4.08%	97.38	1237	1.50%	307,145	(13,148,006)
Agency	3,330,188,000	3,329,279,441	3,164,264,376	23.35%	95.02	1015	1.12%	8,022,359	(165,015,065)
Bank Deposit	10,683,034	10,683,034	10,683,034	0.08%	100.00	0	0.40%	-	-
Commercial Paper	2,398,000,000	2,386,111,321	2,386,111,321	17.57%	99.50	88	1.42%	-	-
Corporate	541,695,000	543,621,471	529,391,461	3.92%	97.73	569	1.64%	3,336,364	(14,230,009)
LAIF	2,075	2,075	2,075	0.00%	100.00	0	0.94%	0	-
Local Gov Investment Pool	1,572,827	1,572,827	1,572,827	0.01%	100.00	0	1.40%	-	-
Money Market Fund FI	618,500,016	618,500,016	618,500,016	4.55%	100.00	0	1.41%	-	-
Municipal Bonds	463,780,000	464,445,308	444,547,914	3.28%	95.85	934	1.43%	1,520,325	(19,897,394)
Negotiable CD	3,407,000,000	3,407,000,000	3,398,769,160	25.08%	99.76	113	1.15%	8,182,587	(8,230,840)
Supranationals	1,031,708,000	1,035,063,787	995,797,146	7.37%	96.52	745	1.31%	5,670,951	(39,266,641)
US Treasury	1,545,000,000	1,534,246,064	1,450,663,942	10.71%	93.89	1048	1.11%	3,671,156	(83,582,122)
<b>Total for June 2022</b>	<b>13,916,283,170</b>	<b>13,896,957,761</b>	<b>13,553,587,684</b>	<b>100%</b>	<b>97.39</b>	<b>551</b>	<b>1.25%</b>	<b>30,710,889</b>	<b>(343,370,077)</b>
<b>Total for May 2022</b>	<b>14,816,433,195</b>	<b>14,809,939,586</b>	<b>14,480,992,673</b>	<b>100.00%</b>	<b>97.84</b>	<b>526</b>	<b>0.98%</b>	<b>27,911,334</b>	<b>(297,152,868)</b>
<b>Change from Prior Month</b>	<b>(900,150,025)</b>	<b>(912,981,826)</b>	<b>(927,404,989)</b>		<b>(0.45)</b>	<b>26</b>	<b>0.27%</b>	<b>2,799,555</b>	<b>(46,217,209)</b>

Portfolio Effective Duration 1.36

Return Information	Monthly Return	Annualized	Fiscal Year To Date Return	Annualized	Calendar YTD Return	Annualized
Book Value	0.09%	1.13%	0.77%	0.77%	0.41%	0.83%

### Notes

Yield to maturity (YTM) is the estimated rate of return on a bond given its purchase price, assuming all coupon payments are made on a timely basis and reinvested at this same rate of return to the maturity date. Weighted Days to Maturity is average time it takes for securities in a portfolio to mature, weighted in proportion to the dollar amount that is invested in the portfolio. Yields for the portfolio are aggregated based on the book value of each security.

Monthly Investment Returns are reported gross of fees. Administration fees since fiscal year 17-18 have averaged approximately 7 basis points per annum. \*\*All Investments held during the month of June 2022 were in compliance with the Investment Policy dated January 1, 2022. The County Treasurer believes the Treasury Investment Pool contains sufficient cash flow from liquid and maturing securities, bank deposits, and incoming cash to meet the next six months of expected expenditures.

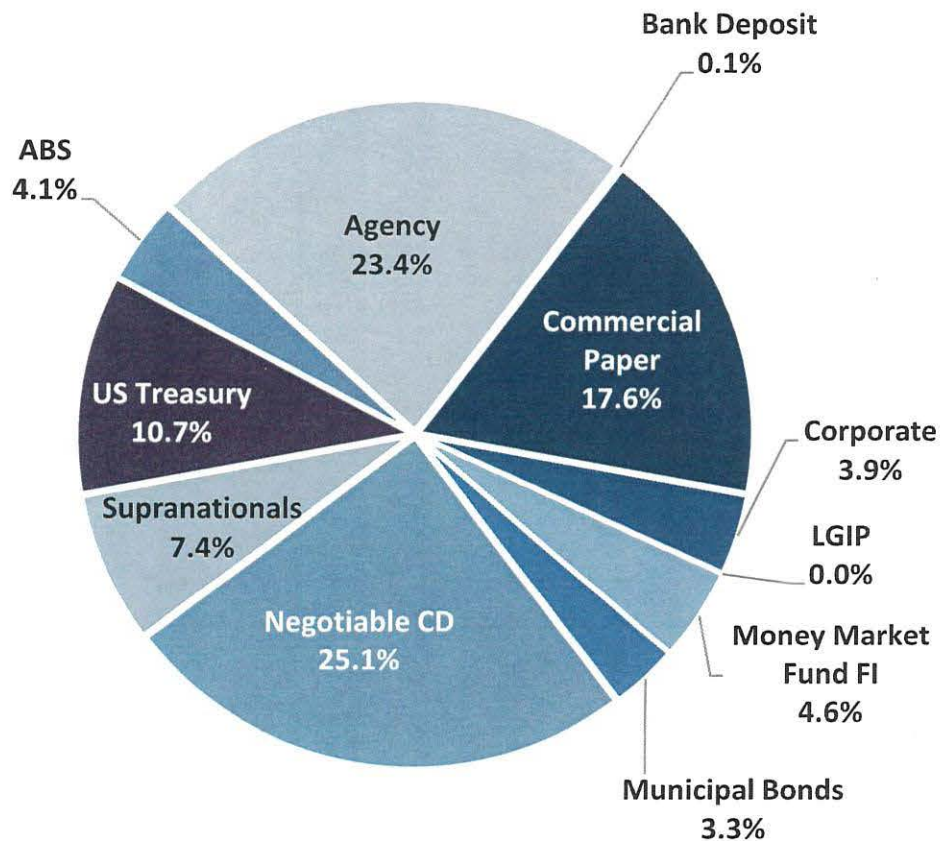
While Safety, Liquidity, and Yield remain the Fund's primary investment objectives, all else being equal and acting under statutory investment limitations, the County Treasurer affirms his/her commitment to the consideration of ESG criteria in evaluating securities. Sustainalytics, a Morningstar Company, provides high-quality, analytical environmental, social and governance (ESG) research, ratings and data to institutional investors and companies. Using Sustainalytics scoring, which is available on Bloomberg, the Pool had a weighted average MTN/CP/CD score of 21.76 as of 6/30/22, placing it in the "Medium Risk" category. Sustainalytics' ratings categories are: negligible (0-9.99), low (10-19.99), medium (20-29.99), high (30-39.99) and severe (40+).



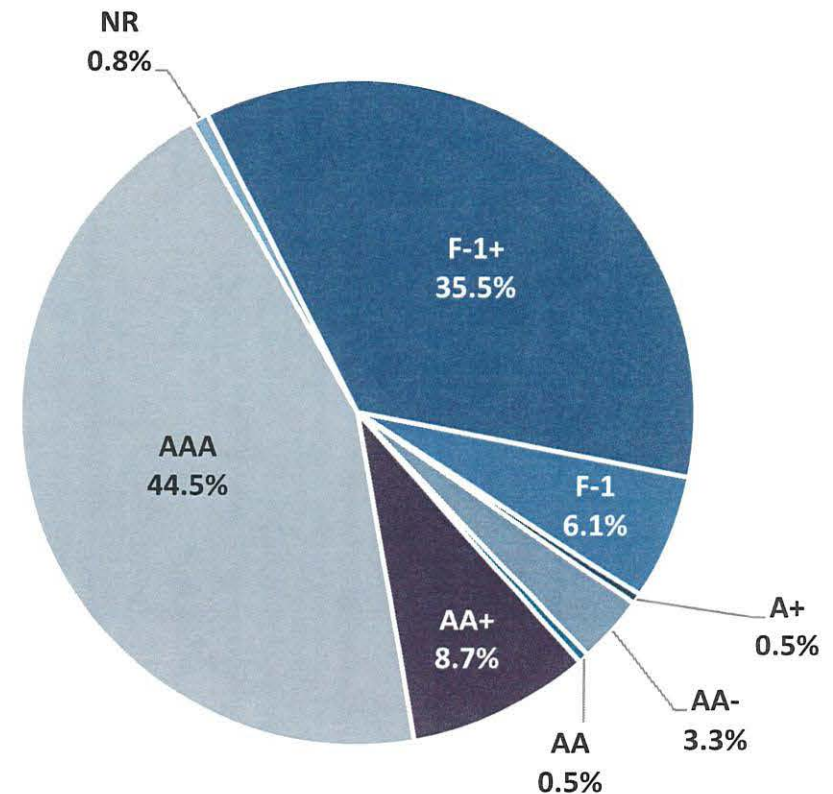
# INVESTMENT FUND OVERVIEW

## County of San Diego Pooled Money Fund As of June 30, 2022

### ASSET ALLOCATION



### CREDIT QUALITY\*\*



Note: Totals in both charts may not add to 100% due to rounding.

\*\*If a security is not rated by Fitch, the report uses the lowest rating provided by either Moody's or Standard and Poor's using the Fitch scale.

**APPENDIX C**

**CALIFORNIA ASSET MANAGEMENT PROGRAM**

**JPA INVESTMENT POOL**



## Account Statement

For the Month Ending **June 30, 2022**

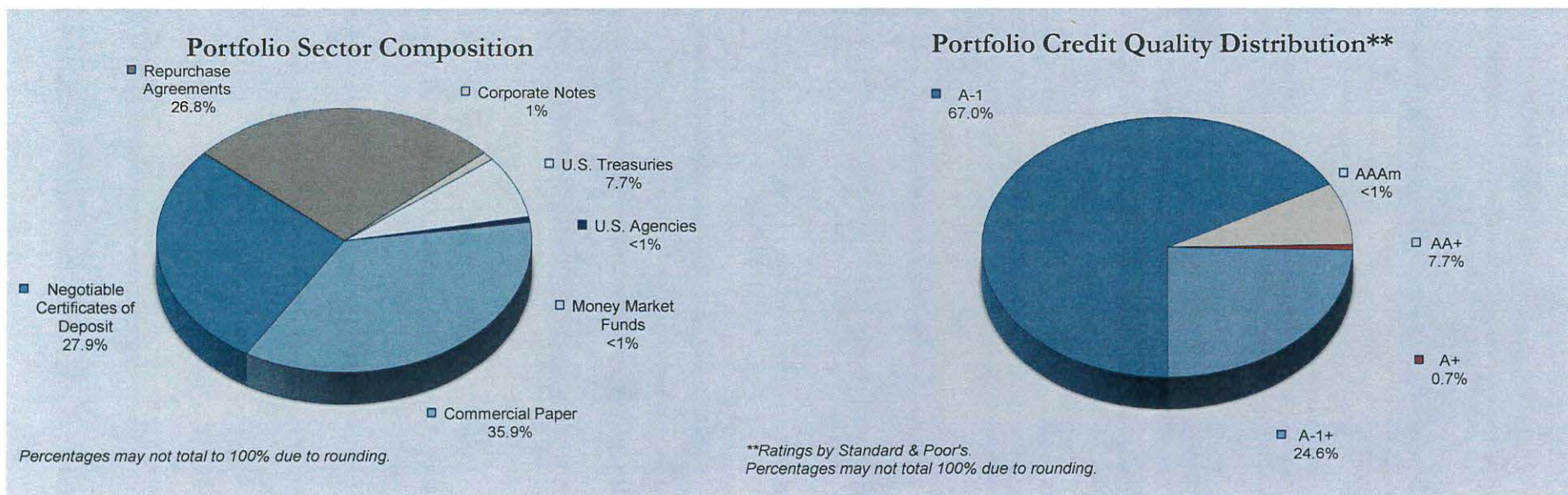
### LEUCADIA WASTEWATER DISTRICT - OPERATING FUND - 503-00

Trade Date	Settlement Date	Transaction Description	Share or Unit Price	Dollar Amount of Transaction	Total Shares Owned
<b>CAMP Pool</b>					
<b>Opening Balance</b>					<b>289,510.16</b>
06/27/22	06/27/22	IP Fees May 2022	1.00	(364.05)	289,146.11
06/27/22	06/27/22	U.S. Bank Fees April 2022	1.00	(33.19)	289,112.92
06/30/22	07/01/22	Accrual Income Div Reinvestment - Distributions	1.00	271.02	289,383.94
<b>Closing Balance</b>					<b>289,383.94</b>

	Month of June	Fiscal YTD January-June		
<b>Opening Balance</b>	289,510.16	944,272.98	<b>Closing Balance</b>	289,383.94
<b>Purchases</b>	271.02	655,093.61	<b>Average Monthly Balance</b>	289,466.23
<b>Redemptions (Excl. Checks)</b>	(397.24)	(1,309,982.65)	<b>Monthly Distribution Yield</b>	1.14%
<b>Check Disbursements</b>	0.00	0.00		
<b>Closing Balance</b>	<b>289,383.94</b>	<b>289,383.94</b>		
<b>Cash Dividends and Income</b>	271.02	709.13		



Total Fund Net Assets <sup>1</sup>	\$7,300,106,819	Weighted Average Maturity	28 Days
Current 7-Day Yield <sup>2</sup>	1.4017%	Net Asset Value per Share	\$1.00
S&P Rating <sup>3</sup>	AAAm		



1. Total fund net assets, portfolio holdings valued at amortized cost, trade date based.
2. As of June 30, 2022, the current seven-day yield of the CAMP Cash Reserve Portfolio may, from time to time, be quoted in reports, literature and advertisements published by the Trust. The current seven-day yield, also known as the current annualized yield, represents the net change, exclusive of capital changes and income other than investment income, in the value of a hypothetical account with a balance of one share (normally \$1.00 per share) over a seven-day base period expressed as a percentage of the value of one share at the beginning of the seven-day period. This resulting net change in account value is then annualized by multiplying it by 365 and dividing the result by 7. Past performance is not indicative of future results and yields may vary.
3. Standard & Poor's fund ratings are based on analysis of credit quality, market price exposure, and management. According to Standard & Poor's rating criteria, the AAAm rating signifies excellent safety of investment principal and a superior capacity to maintain a \$1.00 per share net asset value. However, it should be understood that the rating is not a "market" rating nor a recommendation to buy, hold or sell the securities. For a full description on rating methodology, visit Standard & Poor's website ([http://www.standardandpoors.com/en\\_US/web/guest/home](http://www.standardandpoors.com/en_US/web/guest/home)).

**APPENDIX D**

**MBS BROKER-DEALER PORTFOLIO**

**PERSHING LLC SAFEKEEPING ACCOUNT**

June 1, 2022 - June 30, 2022  
LEUCADIA WASTEWATER DISTRICT

**Accrued Interest Summary (continued)**

	Current Period		Year-to-Date	
	Taxable	Non Taxable	Taxable	Non Taxable
<b>Accrued Interest Paid (continued)</b>				
Corporate Bonds	0.00	0.00	-366.67	0.00
<b>Total Accrued Interest Paid</b>	<b>\$0.00</b>	<b>\$0.00</b>	<b>-\$5,536.34</b>	<b>\$0.00</b>

**Portfolio Holdings**

Description	Quantity	Opening Balance	Closing Balance	Accrued Income	30-Day Yield
<b>CASH, MONEY FUNDS AND BANK DEPOSITS 1.00% of Portfolio</b>					
<b>Cash Balance</b>		7,109.67	9,814.33		
<b>TOTAL CASH, MONEY FUNDS AND BANK DEPOSITS</b>		<b>\$7,109.67</b>	<b>\$9,814.33</b>	<b>\$0.00</b>	

Description	Quantity	Market Price	Market Value	Accrued Interest	Estimated Annual Income	Estimated Yield
<b>FIXED INCOME 99.00% of Portfolio (In Maturity Date Sequence)</b>						
<b>Certificates of Deposit</b>						
USALLIANCE FCU RYE NEW YORK SH CTF 1.950% 09/19/22 DTD 09/19/19 Security Identifier: 90352RAL9	249,000.0000	100.0330	249,082.17	146.33	4,855.50	1.94%
WELLS FARGO BK N A SIOUX FALLS S D CTF DEP 2.050% 09/27/22 DTD 09/27/19 ACT/365 Security Identifier: 949763K21	210,000.0000	100.0600	210,126.00	35.38	4,305.00	2.04%
ALLY BK SANDY UTAH CTF DEP 1.900% 10/11/22 DTD 10/10/19 ACT/365 1ST CPN DTE 04/10/20 Security Identifier: 02007GMD2	247,000.0000	100.0150	247,037.05	1,041.46	4,693.00	1.89%
MORGAN STANLEY PRIVATE BK NATL ASSN PUR N Y CTF DEP 1.850% 01/03/23 DTD 01/02/20 ACT/365 Security Identifier: 61760A5J4	247,000.0000	99.8670	246,671.49	2,240.93	4,569.50	1.85%
WELLS FARGO NATL BK WEST LAS VEGAS NEV CTF DEP 1.750% 02/21/23 DTD 02/21/20 ACT/365 Security Identifier: 949495BC8	249,000.0000	99.6560	248,143.44	107.45	4,357.50	1.75%
RAYMOND JAMES BK NATL ASSN ST PETERSBURG FLA CTF DEP 1.950% 08/23/23 DTD 08/23/19 Security Identifier: 75472RAD3	247,000.0000	98.8990	244,280.53	1,675.88	4,816.50	1.97%



## Portfolio Holdings (continued)

Description	Quantity	Market Price	Market Value	Accrued Interest	Estimated Annual Income	Estimated Yield
<b>FIXED INCOME (continued)</b>						
<b>Certificates of Deposit (continued)</b>						
NEW YORK CMNTY BK WESTBURY NEW YORK CTF DEP 0.350% 12/11/23 B/E DTD 12/11/20 ACT/365 Security Identifier: 649447UK3	249,000.0000	96.1700	239,463.30	45.37	871.50	0.36%
MERRICK BK SOUTH JORDAN UTAH CTF DEP 1.150% 03/18/24 DTD 03/17/20 ACT/365 1ST CPN DTE 04/17/20 Security Identifier: 59013KGA8	249,000.0000	96.6190	240,581.31	101.99	2,863.50	1.19%
AXOS BK SAN DIEGO CALIF CTF DEP 1.600% 03/26/24 B/E DTD 03/26/20 ACT/365 1ST CPN DTE 04/26/20 Security Identifier: 05465DAJ7	249,000.0000	97.3210	242,329.29	43.66	3,984.00	1.64%
BMW BK NORTH AMER SALT LAKE CITY UTAH CTF DEP 1.500% 04/12/24 B/E DTD 04/14/20 ACT/365 Security Identifier: 05580AWF7	248,000.0000	97.0420	240,664.16	784.77	3,720.00	1.54%
ENERBANK USA SALT LAKE CITY UTAH CTF DEP 0.700% 05/15/24 B/E DTD 05/15/20 ACT/365 Security Identifier: 29278TPA2	249,000.0000	95.3760	237,486.24	71.63	1,743.00	0.73%
MEDALLION BK SALT LAKE CITY UTAH CTF DEP ACT/365 0.500% 08/12/24 REG DTD 08/10/21 ACT/365 Security Identifier: 58404DLH2	249,000.0000	94.2900	234,782.10	477.53	1,245.00	0.53%
CAPITAL ONE NATL ASSN MCLEAN VA CTF DEP 2.000% 08/21/24 DTD 08/21/19 ACT/365 Security Identifier: 14042RNE7	247,000.0000	97.2990	240,328.53	1,745.92	4,940.00	2.05%
CAPITAL ONE BK USA NATL ASSN GLEN ALLEN VA CTF DEP 2.000% 08/21/24 DTD 08/21/19 ACT/365 Security Identifier: 14042TCB1	247,000.0000	97.2990	240,328.53	1,745.92	4,940.00	2.05%
LIVE OAK BKG CO WILMINGTON N C CTF DEP 1.700% 08/28/24 DTD 02/28/20 ACT/365 Security Identifier: 538036JU9	249,000.0000	96.6340	240,618.66	336.32	4,233.00	1.75%
SALLIE MAE BK SALT LAKE CITY UT CTF DEP 1.950% 09/25/24 DTD 09/25/19 ACT/365 1ST CPN DTE 03/25/20 Security Identifier: 7954504F9	247,000.0000	97.0540	239,723.38	1,280.00	4,816.50	2.00%
STATE BK INDIA NEW YORK N Y CTF DEP 2.050% 11/27/24 DTD 11/27/19 ACT/365 1ST CPN DTE 05/27/20 Security Identifier: 856285RS2	247,000.0000	97.0250	239,651.75	471.67	5,063.50	2.11%
MACHIAS SVGS BK ME CTF DEP 1.150% 03/18/25 DTD 03/18/20 ACT/365 1ST CPN DTE 04/18/20 Security Identifier: 554479DW2	249,000.0000	94.2410	234,660.09	94.14	2,863.50	1.22%
ADIRONDACK BK UTICA NY CTF DEP 1.100% 03/25/25 B/E DTD 03/25/20 ACT/365 1ST CPN DTE 04/25/20 Security Identifier: 00687QAT9	242,000.0000	94.0660	227,639.72	36.47	2,662.00	1.16%

June 1, 2022 - June 30, 2022  
LEUCADIA WASTEWATER DISTRICT

### Portfolio Holdings (continued)

Description	Quantity	Market Price	Market Value	Accrued Interest	Estimated Annual Income	Estimated Yield
<b>FIXED INCOME (continued)</b>						
<b>Certificates of Deposit (continued)</b>						
ALMA BK ASTORIA NEW YORK CTF DEP 1.400% 03/28/25 B/E DTD 03/30/20 ACT/365 1ST CPN DTE 04/30/20 Security Identifier: 020080BX4	249,000.0000	94.8360	236,141.64	0.00	3,486.00	1.47%
BANK BARODA NEW YORK BRH CTF DEP 0.700% 07/22/25 B/E DTD 07/22/20 ACT/365 1ST CPN DTE 01/22/21 Security Identifier: 06063HMS9	249,000.0000	92.2220	229,632.78	759.28	1,743.00	0.75%
TEXAS EXCHANGE BK SSB CROWLEY CTF DEP 0.600% 10/23/25 B/E DTD 10/23/20 ACT/365 CALLABLE 07/23/22 Security Identifier: 88241TJJO	213,000.0000	90.7510	193,299.63	24.51	1,278.00	0.66%
GREENSTATE CR UN NORTH LIBERTY IOWA SH CTF ACT/365 0.700% 03/12/26 B/E DTD 03/12/21 Security Identifier: 39573LAY4	249,000.0000	90.7500	225,967.50	138.48	1,743.00	0.77%
UBS BK USA SALT LAKE CITY UT CTF DEP 0.900% 07/14/26 B/E DTD 07/14/21 ACT/365 1ST CPN DTE 08/14/21 Security Identifier: 90348JQ29	249,000.0000	90.7570	225,984.93	98.24	2,241.00	0.99%
GOLDMAN SACHS BK USA NEW YORK CTF DEP 1.000% 07/28/26 B/E DTD 07/28/21 ACT/365 1ST CPN DTE 01/28/22 Security Identifier: 38149MXK4	248,000.0000	90.8360	225,273.28	1,039.56	2,480.00	1.10%
TOYOTA FINL SVGS BK HEND NV CTF DEP 0.950% 07/29/26 B/E DTD 07/29/21 ACT/365 1ST CPN DTE 01/29/22 Security Identifier: 89235MLE9	248,000.0000	90.9020	225,436.96	981.13	2,356.00	1.04%
SYNCHRONY BK RETAIL CTF DEP FIDELITY INSTL CTF DEP 0.900% 08/13/26 DTD 08/13/21 ACT/365 Security Identifier: 87165FZM9	248,000.0000	90.6080	224,707.84	837.76	2,232.00	0.99%
PENTAGON FEDERAL CR UN TYSONS CORNER VA SH CTF 0.900% 09/29/26 B/E DTD 09/29/21 Security Identifier: 70962LASI	249,000.0000	90.2310	224,675.19	6.14	2,241.00	0.99%
<b>Total Certificates of Deposit</b>	<b>6,872,000.0000</b>		<b>\$6,554,717.49</b>	<b>\$16,367.92</b>	<b>\$91,342.50</b>	
<b>U.S. Treasury Securities</b>						
UNITED STATES TREAS NTS 2.375% 02/29/24 B/E DTD 02/28/19 1ST CPN DTE 08/31/19 CPN PMT SEMI ANNUAL Moody Rating Aaa Security Identifier: 9128286GO	250,000.0000	99.1250	247,812.50	1,968.41	5,937.50	2.39%

**Portfolio Holdings (continued)**

Description	Quantity	Market Price	Market Value	Accrued Interest	Estimated Annual Income	Estimated Yield
<b>FIXED INCOME (continued)</b>						
<b>U.S. Treasury Securities (continued)</b>						
UNITED STS TREAS NTS 1.250% 12/31/26 B/E DTD 12/31/21 1ST CPN DTE 06/30/22 CPN PMT SEMI ANNUAL ON JUN 30 AND DEC 31 Moody Rating Aaa Security Identifier: 91282CDQ1	250,000.0000	92.5660	231,415.00	0.00	3,125.00	1.35%
<b>Total U.S. Treasury Securities</b>	500,000.0000		\$479,227.50	\$1,968.41	\$9,062.50	
<b>U.S. Government Bonds</b>						
FEDERAL HOME LN BKS FIXED RATE QM-2023 2.125% 03/10/23 B/E DTD 02/08/13 1ST CPN DTE 09/10/13 CPN PMT SEMI ANNUAL Moody Rating Aaa S & P Rating AA+ Security Identifier: 313382AX1	250,000.0000	99.6810	249,202.50	1,623.26	5,312.50	2.13%
FEDERAL FARM CR BKS CONS SYSTEMWIDE BDS TRANCHE 00033 0.530% 09/29/25 B/E DTD 09/29/20 CALLABLE 07/05/22 Moody Rating Aaa S & P Rating AA+ Security Identifier: 3133EMBJO	500,000.0000	90.9870	454,935.00	669.86	2,650.00	0.58%
FEDERAL FARM CR BKS CONS SYSTEMWIDE BDS 0.540% 11/03/25 B/E DTD 11/03/20 CALLABLE 11/03/22 @ 100.000 Moody Rating Aaa S & P Rating AA+ Security Identifier: 3133EMFR8	400,000.0000	91.3110	365,244.00	342.00	2,160.00	0.59%
FEDERAL HOME LN BKS CONS BD 1.000% 09/30/26 B/E DTD 09/30/21 CALLABLE 06/30/22 @ 100.000 Moody Rating Aaa S & P Rating AA+ Security Identifier: 3130ANYN4	300,000.0000	92.3120	276,936.00	750.00	3,000.00	1.08%
FEDERAL HOME LN BKS 1.600% 12/17/26 B/E DTD 12/17/21 CALLABLE 09/17/22 @ 100.000 1ST CPN DTE 06/17/22 Moody Rating Aaa S & P Rating AA+ Security Identifier: 3130APXT7	250,000.0000	94.1000	235,250.00	144.44	4,000.00	1.70%
FEDERAL HOME LN BKS CONS BD 1.650% 01/27/27 B/E DTD 01/27/22 CALLABLE 01/27/23 @ 100.000 Moody Rating Aaa S & P Rating AA+ Security Identifier: 3130AQLQ4	250,000.0000	94.2500	235,625.00	1,753.13	4,125.00	1.75%
FEDERAL HOME LN BKS CONS BD 1.900% 02/17/27 B/E DTD 02/17/22 CALLABLE 08/17/22 @ 100.000 Moody Rating Aaa S & P Rating AA+ Security Identifier: 3130AQPE7	250,000.0000	95.0670	237,667.50	1,754.86	4,750.00	1.99%
<b>Total U.S. Government Bonds</b>	2,200,000.0000		\$2,054,860.00	\$7,037.55	\$25,997.50	
<b>Municipal Bonds</b>						
CUCAMONGA VY CALIF WTR DIST FING AUTH WTR REV REF BDS 2018B 3.182% 09/01/23 B/E DTD 06/07/18 S & P Rating AA+ Security Identifier: 22972PCG5	300,000.0000	100.2550	300,765.00	3,155.48	9,546.00	3.17%



June 1, 2022 - June 30, 2022  
LEUCADIA WASTEWATER DISTRICT

**Portfolio Holdings (continued)**

Description	Quantity	Market Price	Market Value	Accrued Interest	Estimated Annual Income	Estimated Yield
<b>FIXED INCOME (continued)</b>						
<b>Municipal Bonds (continued)</b>						
BREA CALIF WTR REV TAXABLE REF BDS 2020 0.814% 07/01/24 B/E DTD 10/29/20 1ST CPN DTE 01/01/21 CPN PMT SEMI ANNUAL S & P Rating AA Security Identifier: 106295CS5	170,000.0000	95.3590	162,110.30	688.06	1,383.80	0.85%
NATOMAS UNI SCH DIST CALIF ELECTION 2018 TAXABLE GO BDS 2020 B 0.950% 08/01/24 B/E DTD 10/01/20 Moody Rating A1 S & P Rating AA Security Identifier: 63877NML8	150,000.0000	95.1470	142,720.50	589.79	1,425.00	0.99%
CUCAMONGA VY CALIF WTR DIST FING AUTH WTR REV REF BDS 2018B 3.300% 09/01/24 B/E DTD 06/07/18 S & P Rating AA+ Security Identifier: 22972PCH3	170,000.0000	100.0040	170,006.80	1,854.42	5,610.00	3.29%
PALMDALE CALIF WTR DIST WTR REV TAXABLE REF BDS 2020 1.168% 10/01/24 B/E DTD 11/03/20 INS BUILD AMER MUT S & P Rating AA Security Identifier: 69674PAD6	170,000.0000	95.1860	161,816.20	490.88	1,985.60	1.22%
OCEANSIDE CALIF WTR REV REF TAXABLE BDS 2021 A 0.853% 05/01/25 B/E DTD 05/27/21 1ST CPN DTE 11/01/21 S & P Rating AA+ Security Identifier: 675413DK1	200,000.0000	93.5700	187,140.00	279.59	1,706.00	0.91%
ONTARIO CALIF PENSION OBLIG TAXABLE BDS 2020 2.537% 06/01/25 B/E DTD 05/21/20 1ST CPN DTE 12/01/20 S & P Rating AA Security Identifier: 68304FAE6	300,000.0000	96.4980	289,494.00	613.11	7,611.00	2.62%
SANTA CLARA VY CALIF WTR DIST CTFS PARTN COPS D 3.149% 06/01/25 B/E DTD 03/30/16 1ST CPN DTE 06/01/16 Moody Rating Aa1 Security Identifier: 80168FME3	150,000.0000	99.4160	149,124.00	380.50	4,723.50	3.16%
HUNTINGTON BEACH CALIF PENSION OBLIG TAXABLE BDS 2021 1.074% 06/15/25 B/E DTD 04/01/21 INS BUILD AMER MUT S & P Rating AA+ Security Identifier: 446201AD7	500,000.0000	91.5050	457,525.00	223.75	5,370.00	1.17%
SAN MARCOS CALIF PUB FING AUTH SPL TAX REV REF TAXABLE BDS 2021 1.297% 09/01/25 B/E DTD 03/18/21 S & P Rating AA Security Identifier: 79876AER9	560,000.0000	91.6900	513,464.00	2,400.89	7,263.20	1.41%
<b>Total Municipal Bonds</b>	<b>2,670,000.0000</b>		<b>\$2,534,165.80</b>	<b>\$10,676.47</b>	<b>\$46,624.10</b>	



## Portfolio Holdings (continued)

Description	Quantity	Market Price	Market Value	Accrued Interest	Estimated Annual Income	Estimated Yield
<b>FIXED INCOME (continued)</b>						
<b>Corporate Bonds</b>						
JPMORGAN CHASE & CO MEDIUM TERM NTS 0.750% 10/30/25 B/E DTD 10/30/20 CALLABLE 10/30/24 @ 100.000 Moody Rating A2 S & P Rating A- Security Identifier: 48128GX54	300,000.0000	87.4230	262,269.00	375.00	2,250.00	0.85%
BANK AMER CORP MEDIUM TERM SR NTS SER L R 0.650% 11/25/25 B/E DTD 11/25/20 CALLABLE 08/25/22 Moody Rating A2 S & P Rating A- Security Identifier: 06048WK41	300,000.0000	88.6330	265,899.00	189.58	1,950.00	0.73%
BANK AMER CORP MEDIUM TERM SR NTS SER L R 0.600% 01/26/26 B/E DTD 01/26/21 CALLABLE 07/26/22 Moody Rating A2 S & P Rating A- Security Identifier: 06048WK82	300,000.0000	86.9100	260,730.00	320.00	1,800.00	0.69%
GOLDMAN SACHS GROUP INC SER N MED TERM NTS 1.550% 04/30/26 B/E DTD 04/30/21 CALLABLE 07/30/22 Moody Rating A2 S & P Rating BBB+ Security Identifier: 38150AFK6	300,000.0000	92.0590	276,177.00	775.00	4,650.00	1.68%
JPMORGAN CHASE & CO MEDIUM TERM NTS 1.150% 08/17/26 B/E DTD 08/17/21 CALLABLE 08/17/23 @ 100.000 Moody Rating A2 S & P Rating A- Security Identifier: 48128G4R8	300,000.0000	87.2640	261,792.00	1,274.58	3,450.00	1.31%
BANK AMER CORP MEDIUM TERM SR NTS SER L R 2.750% 03/02/27 B/E DTD 03/02/22 CALLABLE 09/02/22 Moody Rating A2 S & P Rating A- Security Identifier: 06048WS84	250,000.0000	79.1500	197,875.00	2,253.47	6,875.00	3.47%
AMAZON COM INC NT 3.300% 04/13/27 B/E DTD 04/13/22 30/360 CALLABLE 03/13/27 @ 100.000 Moody Rating A1 S & P Rating AA Security Identifier: 023135CF1	250,000.0000	98.2240	245,560.00	1,764.58	8,250.00	3.35%
<b>Total Corporate Bonds</b>	2,000,000.0000		\$1,770,302.00	\$6,952.21	\$29,225.00	
<b>TOTAL FIXED INCOME</b>	14,242,000.0000		\$13,393,272.79	\$43,002.56	\$202,251.60	
			<b>Market Value</b>	<b>Accrued Interest</b>	<b>Estimated Annual Income</b>	
<b>Total Portfolio Holdings</b>			\$13,403,087.12	\$43,002.56	\$202,251.60	

## Portfolio Holdings Disclosures

### Pricing

This section includes the net market value of the securities in your account on a settlement date basis, including short positions, at the close of the statement period. The market

## **APPENDIX E**

**TVI/PROEQUITIES BROKER-DEALER PORTFOLIO**

**PERSHING LLC SAFEKEEPING ACCOUNT**

## Accrued Interest Summary

	Current Period		Year-to-Date	
	Taxable	Non Taxable	Taxable	Non Taxable
<b>Accrued Interest Paid</b>				
Corporate Bonds	0.00	0.00	-2,211.81	0.00
<b>Total Accrued Interest Paid</b>	<b>\$0.00</b>	<b>\$0.00</b>	<b>-\$2,211.81</b>	<b>\$0.00</b>

## Income and Expense Summary

	Current Period		Year-to-Date	
	Taxable	Non Taxable	Taxable	Non Taxable
<b>Dividend Income</b>				
Money Market	12.91	0.00	20.68	0.00
<b>Interest Income</b>				
Bond Interest	900.00	0.00	7,413.75	0.00
<b>Total Income</b>	<b>\$912.91</b>	<b>\$0.00</b>	<b>\$7,434.43</b>	<b>\$0.00</b>

## Money Market Fund Detail

Date	Activity Type	Description	Amount	Balance
<b>Sweep Money Market Fund</b>				
<b>DREYFUS GOVT CASH MNGT INV SH</b>				
Current Yield: 1.10% Activity Ending: 06/30/22				
06/01/22	Opening Balance		19,356.08	19,356.08
06/17/22	Deposit	MONEY FUND PURCHASE	900.00	20,256.08
06/30/22	Deposit	INCOME REINVEST	12.91	20,268.99
06/30/22	Closing Balance			\$20,268.99
<b>Total All Money Market Funds</b>				<b>\$20,268.99</b>

## Portfolio Holdings

Description	Quantity	Opening Balance	Closing Balance	Accrued Income	Income This Year	30-Day Yield
<b>CASH, MONEY FUNDS AND BANK DEPOSITS 1.00% of Portfolio</b>						
<b>Money Market</b>						
DREYFUS GOVT CASH MNGT INV SH	20,268.9900	19,356.08	20,268.99	0.00	20.68	0.77%
<b>Total Money Market</b>		<b>\$19,356.08</b>	<b>\$20,268.99</b>	<b>\$0.00</b>	<b>\$20.68</b>	
<b>TOTAL CASH, MONEY FUNDS AND BANK DEPOSITS</b>		<b>\$19,356.08</b>	<b>\$20,268.99</b>	<b>\$0.00</b>	<b>\$20.68</b>	

June 1, 2022 - June 30, 2022  
LEUCADIA WASTEWATER DISTRICT

**Portfolio Holdings (continued)**

Description	Quantity	Market Price	Market Value	Accrued Interest	Estimated Annual Income	Estimated Yield
<b>FIXED INCOME 99.00% of Portfolio</b> (In CUSIP Sequence)						
<b>U.S. Treasury Securities</b>						
UNITED STATES TREAS SEC STRIPPED INT PMT 0.000% 08/15/26 B/E DTD 08/15/96 Security Identifier: 912833PA2	250,000.0000	88.4360	221,090.00	0.00		
<b>Total U.S. Treasury Securities</b>	250,000.0000		\$221,090.00	\$0.00		
<b>U.S. Government Bonds</b>						
FEDERAL HOME LN BKS CONS BD 0.530% 02/10/26 B/E DTD 02/10/21 CALLABLE 08/10/22 @ 100.000 1ST CPN DTE 08/10/21 CPN PMT SEMI ANNUAL ON FEB 10 AND AUG 10 Moody Rating Aaa S & P Rating AA+ Security Identifier: 3130AKWW2	300,000.0000	91.7060	275,118.00	618.33	1,590.00	0.57%
FEDERAL FARM CR BKS CONS SYSTEMWIDE BDS 0.600% 06/16/25 B/E DTD 06/16/21 CALLABLE 07/05/22 @ 100.000 1ST CPN DTE 12/16/21 CPN PMT SEMI ANNUAL ON JUN 16 AND DEC 16 Moody Rating Aaa S & P Rating AA+ Security Identifier: 3133EMH47	300,000.0000	93.0630	279,189.00	70.00	1,800.00	0.64%
<b>Total U.S. Government Bonds</b>	600,000.0000		\$554,307.00	\$688.33	\$3,390.00	
<b>Corporate Bonds</b>						
BANK AMER CORP MEDIUM TERM SR NTS SER L R 1.150% 09/10/26 B/E DTD 09/10/21 CALLABLE 09/10/22 @ 100.000 1ST CPN DTE 03/10/22 CPN PMT SEMI ANNUAL ON MAR 10 AND SEP 10 Moody Rating A2 S & P Rating A- Security Identifier: 06048WN63	250,000.0000	91.5360	228,840.00	878.47	2,875.00	1.25%
BANK AMER CORP MEDIUM TERM SR NTS SER L R 4.100% 04/29/27 B/E DTD 04/29/22 CALLABLE 10/29/22 @ 100.000 1ST CPN DTE 10/29/22 CPN PMT SEMI ANNUAL ON APR 29 AND OCT 29 Moody Rating A2 S & P Rating A- Security Identifier: 06048WV23	250,000.0000	99.4170	248,542.50	1,736.81	10,250.00	4.12%
EXXON MOBIL CORP NT 2.275% 08/16/26 B/E DTD 08/16/19 30/360 CALLABLE 06/16/26 @ 100.000 1ST CPN DTE 02/16/20 CPN PMT SEMI ANNUAL ON FEB 16 AND AUG 16 Moody Rating Aa2 S & P Rating AA- Security Identifier: 30231GBD3	250,000.0000	94.9160	237,290.00	2,117.01	5,687.50	2.39%



## Portfolio Holdings (continued)

Description	Quantity	Market Price	Market Value	Accrued Interest	Estimated Annual Income	Estimated Yield
<b>FIXED INCOME (continued)</b>						
<b>Corporate Bonds (continued)</b>						
UNITEDHEALTH GROUP INC NT 1.150% 05/15/26 B/E DTD 05/19/21 30/360 CALLABLE 04/15/26 @ 100.000 1ST CPN DTE 11/15/21 CPN PMT SEMI ANNUAL ON MAY 15 AND NOV 15 Moody Rating A3 S & P Rating A+ Security Identifier: 91324PEC2	250,000.0000	90.7650	226,912.50	359.38	2,875.00	1.26%
<b>Total Corporate Bonds</b>	1,000,000.0000		\$941,585.00	\$5,091.67	\$21,687.50	
<b>TOTAL FIXED INCOME</b>	1,850,000.0000		\$1,716,982.00	\$5,780.00	\$25,077.50	
				Accrued Interest	Estimated Annual Income	
<b>Total Portfolio Holdings</b>			\$1,737,250.99	\$5,780.00	\$25,098.18	

## Portfolio Holdings Disclosures

### Pricing

This section includes the net market value of the securities in your account on a settlement date basis, including short positions, at the close of the statement period. The market prices, unless otherwise noted, have been obtained from independent vendor services, which we believe to be reliable. In some cases the pricing vendor may provide prices quoted by a single broker or market maker. Market prices do not constitute a bid or an offer, and may differ from the actual sale price. Securities for which a price is not available are marked "N/A" and are omitted from the Total.

THE AS OF PRICE DATE ONLY APPEARS WHEN THE PRICE DATE DOES NOT EQUAL THE STATEMENT DATE.

### Estimated Annual Figures

The estimated annual income (EAI) and estimated annual yield (EAY) figures are estimates and for informational purposes only. These figures are not considered to be a forecast or guarantee of future results. These figures are computed using information from providers believed to be reliable; however, no assurance can be made as to the accuracy. Since interest and dividend rates are subject to change at any time, and may be affected by current and future economic, political, and business conditions, they should not be relied on for making investment, trading, or tax decisions. These figures assume that the position quantities, interest and dividend rates, and prices remain constant. A capital gain or return of principal may be included in the figures for certain securities, thereby overstating them. Refer to [www.pershing.com/disclosures](http://www.pershing.com/disclosures) for specific details as to formulas used to calculate the figures. Accrued interest represents interest earned but not yet received.

### Reinvestment

The dollar amount of Mutual Fund distributions, Money Market Fund dividend income, Bank Deposit interest income, or dividends for other securities shown on your statement may have been reinvested. You will not receive confirmation of these reinvestments. Upon written request to your financial institution, information pertaining to these transactions, including the time of execution and the name of the person from whom your security was purchased, may be obtained. In dividend reinvestment transactions, Pershing acts as your agent and receives payment for order flow.

### Option Disclosure

Information with respect to commissions and other charges incurred in connection with the execution of option transactions has been included in confirmations previously furnished to you. A summary of this information is available to you promptly upon your written request directed to your introducing firm. In order to assist your introducing firm in maintaining current background and financial information concerning your option accounts, please promptly advise them in writing of any material change in your investment objectives or financial situation. Expiring options which are valuable are exercised automatically pursuant to the exercise by exception procedure of the Options Clearing Corporation. Additional

## **APPENDIX F**

### **CAMP INDIVIDUAL INVESTMENT PORTFOLIO**

#### **US BANK SAFEKEEPING ACCOUNT**





## Managed Account Detail of Securities Held

For the Month Ending **June 30, 2022**

### LEUCADIA WASTEWATER DISTRICT - OPERATING FUND - 503-00 - (12510920)

Security Type/Description Dated Date/Coupon/Maturity	CUSIP	Par	S&P Rating	Moody's Rating	Trade Date	Settle Date	Original Cost	YTM at Cost	Accrued Interest	Amortized Cost	Market Value
<b>U.S. Treasury Bond / Note</b>											
US TREASURY NOTES DTD 10/31/2019 1.500% 10/31/2024	912828YM6	550,000.00	AA+	Aaa	05/03/21	05/05/21	569,851.56	0.46	1,389.95	563,281.08	531,265.63
<b>Security Type Sub-Total</b>		<b>550,000.00</b>					<b>569,851.56</b>	<b>0.46</b>	<b>1,389.95</b>	<b>563,281.08</b>	<b>531,265.63</b>
<b>Federal Agency Bond / Note</b>											
FEDERAL HOME LOAN BANKS NOTES DTD 02/21/2020 1.375% 02/17/2023	3130AJ7E3	250,000.00	AA+	Aaa	02/20/20	02/21/20	249,762.75	1.41	1,279.51	249,949.81	248,227.75
FREDDIE MAC NOTES DTD 10/16/2020 0.125% 10/16/2023	3137EAEY1	250,000.00	AA+	Aaa	10/16/20	10/19/20	249,118.00	0.24	65.10	249,618.77	241,059.50
FREDDIE MAC NOTES DTD 11/05/2020 0.250% 11/06/2023	3137EAEZ8	250,000.00	AA+	Aaa	11/18/20	11/19/20	249,805.50	0.28	95.49	249,911.38	241,060.00
<b>Security Type Sub-Total</b>		<b>750,000.00</b>					<b>748,686.25</b>	<b>0.65</b>	<b>1,440.10</b>	<b>749,479.96</b>	<b>730,347.25</b>
<b>Corporate Note</b>											
EXXON MOBIL CORPORATION CORPORATE NOTES DTD 08/16/2019 1.902% 08/16/2022	30231GBB7	250,000.00	AA-	Aa2	08/20/19	08/22/19	251,310.00	1.72	1,783.13	250,055.28	249,995.50
GOLDMAN SACHS GROUP INC CORP NOTES DTD 01/22/2013 3.625% 01/22/2023	38141GRD8	300,000.00	BBB+	A2	12/13/19	12/17/19	312,912.00	2.18	4,803.13	302,338.30	300,729.90
CATERPILLAR FINL SERVICE CORPORATE NOTES DTD 07/08/2020 0.650% 07/07/2023	14913R2D8	250,000.00	A	A2	07/30/20	08/03/20	251,517.50	0.44	785.42	250,527.15	243,787.00
TOYOTA MOTOR CREDIT CORP CORPORATE NOTES DTD 05/26/2020 1.350% 08/25/2023	89236THA6	250,000.00	A+	A1	07/30/20	08/03/20	257,265.00	0.39	1,181.25	252,731.69	244,612.50
MICROSOFT CORP(CALLABLE) NOTE DTD 02/06/2017 2.875% 02/06/2024	594918BX1	250,000.00	AAA	Aaa	11/02/20	11/04/20	268,400.00	0.59	2,894.97	258,538.78	249,442.00
IBM CORP NOTES DTD 02/12/2014 3.625% 02/12/2024	459200HU8	250,000.00	A-	A3	11/02/20	11/04/20	274,107.50	0.64	3,499.13	261,922.62	250,581.50





## Managed Account Detail of Securities Held

For the Month Ending June 30, 2022

### LEUCADIA WASTEWATER DISTRICT - OPERATING FUND - 503-00 - (12510920)

Security Type/Description Dated Date/Coupon/Maturity	CUSIP	Par	S&P Rating	Moody's Rating	Trade Date	Settle Date	Original Cost	YTM at Cost	Accrued Interest	Amortized Cost	Market Value
<b>Corporate Note</b>											
CHEVRON CORP CORP (CALLABLE) NOTES DTD 03/03/2017 2.895% 03/03/2024	166764BT6	250,000.00	AA-	Aa2	11/30/20	12/02/20	268,017.50	0.65	2,372.29	258,808.91	249,159.00
MORGAN STANLEY CORP NOTES (CALLABLE) DTD 04/22/2021 0.731% 04/05/2024	61772BAA1	250,000.00	A-	A1	05/03/21	05/05/21	250,717.50	0.63	436.57	250,284.95	243,787.00
JP MORGAN CHASE BANK CORP NOTE DTD 05/13/2014 3.625% 05/13/2024	46625HJX9	250,000.00	A-	A2	04/05/21	04/07/21	272,730.00	0.66	1,208.33	263,694.22	250,361.25
BANC OF AMERICA CORP (CALLABLE) DTD 05/19/2020 1.486% 05/19/2024	06051GJC4	250,000.00	A-	A2	07/30/20	08/03/20	255,897.50	0.85	433.42	251,863.59	244,103.00
<b>Security Type Sub-Total</b>		<b>2,550,000.00</b>					<b>2,662,874.50</b>	<b>0.91</b>	<b>19,397.64</b>	<b>2,600,765.49</b>	<b>2,526,558.65</b>
<b>Certificate of Deposit</b>											
SKANDINAV ENSKILDA BANK LT CD DTD 09/03/2019 1.860% 08/26/2022	83050PDR7	350,000.00	A-1	P-1	08/29/19	09/03/19	350,000.00	1.85	2,260.42	350,000.00	349,946.45
<b>Security Type Sub-Total</b>		<b>350,000.00</b>					<b>350,000.00</b>	<b>1.85</b>	<b>2,260.42</b>	<b>350,000.00</b>	<b>349,946.45</b>
<b>Managed Account Sub-Total</b>		<b>4,200,000.00</b>					<b>4,331,412.31</b>	<b>0.88</b>	<b>24,488.11</b>	<b>4,263,526.53</b>	<b>4,138,117.98</b>
<b>Joint Powers Authority</b>											
CAMP Pool		289,383.94	AAAm	NR			289,383.94		0.00	289,383.94	289,383.94
<b>Liquid Sub-Total</b>		<b>289,383.94</b>					<b>289,383.94</b>		<b>0.00</b>	<b>289,383.94</b>	<b>289,383.94</b>
<b>Securities Sub-Total</b>		<b>\$4,489,383.94</b>					<b>\$4,620,796.25</b>	<b>0.88%</b>	<b>\$24,488.11</b>	<b>\$4,552,910.47</b>	<b>\$4,427,501.92</b>
<b>Accrued Interest</b>											<b>\$24,488.11</b>
<b>Total Investments</b>											<b>\$4,451,990.03</b>