

LEUCADIA WASTEWATER DISTRICT

FISCAL YEAR 2019

BUDGET



LEUCADIA | LEADERS IN
WASTEWATER | ENVIRONMENTAL
DISTRICT | PROTECTION

1960 La Costa Ave.
Carlsbad, CA 92009

June 7, 2018

Leucadia Wastewater District
Board of Directors

Honorable President and Members of the Board of Directors:

I am pleased to submit the Fiscal Year 2019 (FY19) Annual Budget for the Leucadia Wastewater District (LWD). This budget document describes the financial resources required to fund programs necessary for the delivery of services by LWD. It includes the calculation of the wastewater service charge and identifies major revenue sources and expenditure categories.

The FY19 Budget has been designed to reflect LWD's core business functions. Expenses have been broken into two major operations: Wastewater Operations and Recycled Water Operations. In addition, administrative overhead expenses are categorized separately and allocated across the two operations. This approach is consistent with prior LWD budgets. Also, the FY19 Budget includes a Development Services expense budget that is fully funded by developer deposits. The key elements of the FY19 Budget are summarized as follows:

REVENUES AND OTHER FUNDS

Funds available for FY19 total approximately \$14.5 million, of which \$13 million is from revenue sources. Table 1 summarizes the major revenue sources.

Table 1
Revenue Summary

Revenue Source	Amount	% of Total
Wastewater Services Charges	\$ 9,813,782	76%
Recycled Water Sales	295,000	2%
Property Taxes	1,700,000	13%
Capacity Fees	381,675	3%
Interest Income	489,000	4%
Developer Fees	119,120	1%
Other	193,000	1%
Total Revenue	\$ 12,991,577	100%
Net Transfers from Reserves	1,541,895	
Total Funds Available	\$ 14,533,472	

Wastewater Operations

Wastewater service charges, of \$9.8 million, is LWD's major funding source, representing 76% of total revenue. Wastewater service charges are projected to remain flat with no increase in the sewer service rate. Property taxes of \$1.7 million, is LWD's second largest revenue source and represents approximately 13% of total revenue. Property taxes are expected to increase about \$100,000 due to increases in property valuations. Investment Income of \$489,000 represents approximately 4% of total income. This is an increase of \$162,000 over prior year's budget which is due to rising interest rates. Developer fee and capacity fee revenues are directly related to the level of development activity in the District and will account for approximately 4% or \$501,000 of total revenue.

Recycled Operations

Budgeted recycled water sales revenue of \$295,000, represent about 2% of total revenue. This is an increase of 8% over FY18 and is due to projected increases in recycled water rates and usage.

EXPENDITURES AND OTHER USES OF FUNDS

Expenditures for FY19 total \$14.5 million. Table 2 summarizes these expenses.

**Table 2
 Expenditure Summary**

Program Expenditures	Amount	% of Total
Wastewater Operations		
Leucadia Facilities	\$ 6,168,072	42%
Baticuitos Joint Facilities	427,054	3%
Recycled Water Operations	237,064	2%
Total Operating Expenditures	\$ 6,832,190	47%
Development Services	119,120	1%
Total Development Services	\$ 119,120	1%
Capital Acquisitions	539,600	4%
Capital Improvement Projects	7,042,562	48%
Total Capital Expenditures	\$ 7,582,162	52%
Total Expenditures	\$ 14,533,472	100%

Operating Program Expenses

The operating expenses have been separated between the Wastewater Operations and Recycled Water Operations. The Wastewater operating expenses have been further broken out into two categories: the Leucadia Facilities and the Batiquitos Joint Facilities. The Leucadia Facilities operating expenses are funded solely by LWD. These expenses include collection system costs and LWD's share of the Encina regional treatment plant operating expenses. The Batiquitos Facilities include expenses associated with the jointly owned Batiquitos Pump Station and Force Main Facilities which are funded approximately 80% by LWD and 20% by the City of Encinitas. Administrative costs are allocated to each of the operating categories to reflect the actual cost of operating these entities.

For the FY19 Operating Budget, the projected expenses for Wastewater Operations are \$6.6 million. This includes LWD's share of the Encina treatment plant expenses of approximately \$1.9 million. This is an increase of approximately \$152,000, or 3%, over the prior year's budget, largely due to increases in budgeted personnel expenses, and an increase in Encina treatment plant operating expenses. The FY19 projected operating expenses for the Recycled Water Operations are approximately \$237,000, which is an increase of 18% from the prior year. The increase is attributable to additional repair and maintenance costs. The Recycled Water operating expenses remain fully funded through recycled water sales revenue.

LWD's overall Administrative Services Budget will increase approximately \$36,000 or 2% from the FY18 budget. This includes, approximately, a \$76,000 increase in personnel expenses and the addition of \$30,000 for election expenses. This is partially offset by the decrease in professional services expenses of \$70,000 for the removal of the OPEB Actuarial Valuation, the Financial Plan Update, and the Open House from the FY19 Administrative Services Budget. The Administrative Services Budget is distributed to Leucadia Facilities, Batiquitos Joint Facilities, Recycled Water Operations and Capital Improvement Projects as administrative overhead.

Capital Program

Capital Acquisitions is a component of the LWD Capital Program Budget and represents the funding plan for the procurement of capital equipment with a purchase price greater than \$5,000 and useful life greater than one year. The FY19 Capital Acquisition Program totals \$525,600 and includes the purchase of a replacement pickup truck, a new emergency by-pass pump, two new emergency portable generators, and other critical sewer maintenance equipment. The by-pass pump and the portable generators are being replaced to meet new Air Pollution Control District (APCD) requirements which will become effective in 2020.

The Capital Improvement Program (CIP) includes major capital projects that generally involve planning, permitting, engineering design, and construction. The total FY19 CIP Budget is \$7 million and includes funding for the wastewater and recycled water enterprises. The Wastewater Facilities CIP totals approximately \$6.9 million. The key components include: the Leucadia Pump Station Rehabilitation, the La Costa Golf Course and Quebrada Realignment Project, the Poinsettia Station Gravity Pipeline Project, and LWD's portion of the Encina Joint Treatment Facility capital budget (\$3.6M). The Recycled Water Facilities CIP includes \$166,500 mostly for the replacement of the northern section of the B1 Return Force Main.

LONG TERM DEBT OBLIGATIONS

There are currently no FY19 long term debt financing obligations for LWD.

RESERVE TRANSFERS

When operating revenues exceed operating expenses, the excess funds are transferred to the Capital Replacement Reserve to fund future capital replacement expenditures. The budgeted amount to be transferred to the Capital Replacement Reserves for FY19 is approximately \$3.3 million.

When non-operating revenues, such as capacity fees and property taxes, are not sufficient to cover capital expenditures, funds are transferred from the Capital Reserves. Approximately \$4.7 million is budgeted to be transferred from the Capital Reserves to cover the additional Wastewater capital expenditures in FY19.

In addition, approximately \$97,000 is budgeted to be transferred from the Water Recycling Reserve to cover Recycled Water capital expenditures.

This approach is consistent with the District's Reserve policy and its Comprehensive Financial Plan Update.

The Leucadia Wastewater District staff is proud to present this budget and looks forward to implementing the programs described herein during FY19. I would like to acknowledge the support of Trisha Hill, Tianne Baity, Maggie McEniry, Ian Riffel, and Mark Brechbiel for their assistance in this effort. Administrative Services Manager Richard Duffey led the effort and produced the document with the assistance of Technical Services Manager Robin Morishita and Field Services Superintendent Jeff Stecker. If you have any questions or need additional information in your review of the FY19 Annual Budget, please contact Richard Duffey at (760) 753-0155, ext. 3012.

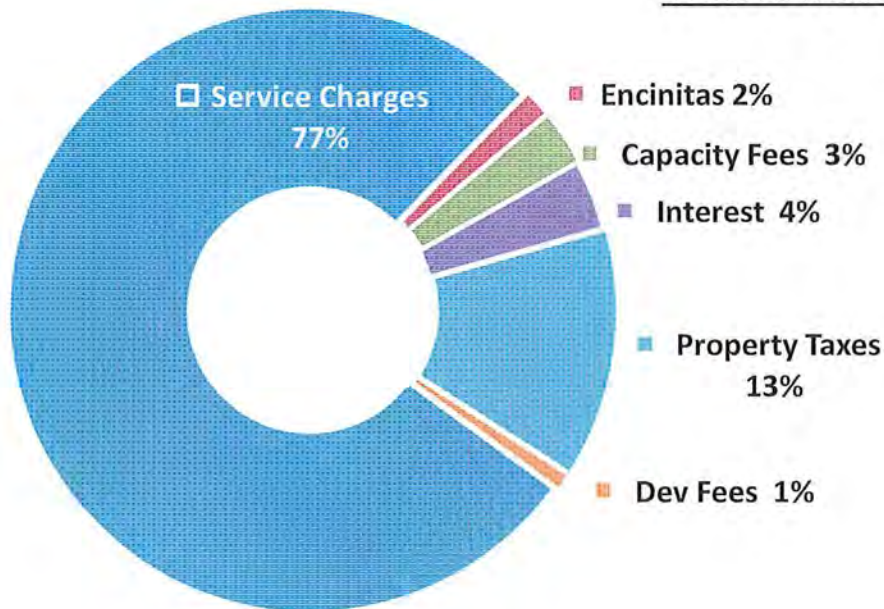
Respectfully submitted,

Paul J. Bushee
General Manager

**Leucadia Wastewater District
Fiscal Year 2019 Operating & Capital Budgets
Wastewater Program Summary**

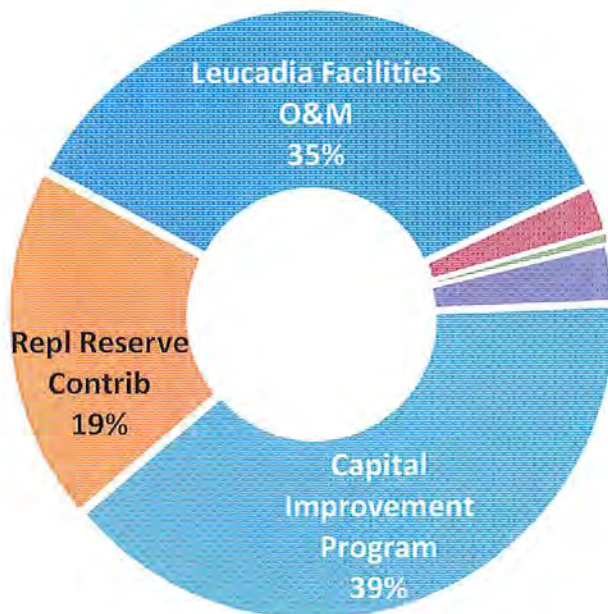
SOURCES OF FUNDS	FY 2018 BUDGET	FY 2018 PROJECTED	FY 2019 BUDGET	% Change Bud to Bud
OPERATING REVENUES				
Service Charges	\$ 9,827,873	\$ 9,785,000	\$ 9,813,782	0%
Encinitas O&M (Batiquitos Facilities)	\$ 87,200	\$ 76,900	\$ 85,400	-2%
TOTAL ESTIMATED OPERATING REVENUE	\$ 9,915,073	\$ 9,861,900	\$ 9,899,182	0%
NON-OPERATING REVENUES				
Encinitas Capital (Batiquitos Facilities)	\$ 210,800	\$ 119,700	\$ 107,600	-49%
Capacity Fees	\$ 400,600	\$ 342,000	\$ 381,675	-5%
Interest Income	\$ 314,000	\$ 473,000	\$ 469,000	49%
Developer Fees	\$ 118,102	\$ 89,900	\$ 119,120	1%
Property Taxes	\$ 1,600,000	\$ 1,649,000	\$ 1,700,000	6%
TOTAL NON-OPERATING REVENUE	\$ 2,643,502	\$ 2,673,600	\$ 2,777,395	5%
OTHER SOURCES OF FUNDS				
Transfer from Capital Replacement Reserve	\$ 3,103,518	\$ 2,029,200	\$ 4,748,887	53%
TOTAL OTHER SOURCES OF FUNDS	\$ 3,103,518	\$ 2,029,200	\$ 4,748,887	53%
TOTAL FUNDS AVAILABLE	\$ 15,662,093	\$ 14,564,700	\$ 17,425,464	11%

**Wastewater Program
Revenues**



Leucadia Wastewater District Fiscal Year 2019 Operating & Capital Budgets Wastewater Program Summary

USE OF FUNDS	FY 2018 BUDGET	FY 2018 PROJECTED	FY 2019 BUDGET	% Change Bud to Bud
OPERATING EXPENDITURES				
Leucadia Facilities	\$ 6,016,162	\$ 5,766,383	\$ 6,168,072	3%
Batiquitos Joint Facilities	\$ 435,933	\$ 384,467	\$ 427,054	-2%
TOTAL OPERATING EXPENSES	\$ 6,452,095	\$ 6,150,850	\$ 6,595,126	2%
DEVELOPMENT EXPENDITURES				
Development Expenses	\$ 118,102	\$ 89,900	\$ 119,120	1%
TOTAL DEVELOPMENT EXPENSES	\$ 118,102	\$ 89,900	\$ 119,120	1%
CAPITAL EXPENDITURES				
Capital Acquisitions	\$ 237,300	\$ 258,900	\$ 534,100	125%
Capital Improvement Projects	\$ 5,391,618	\$ 4,354,000	\$ 6,873,062	27%
TOTAL CAPITAL EXPENSES	\$ 5,628,918	\$ 4,612,900	\$ 7,407,162	32%
RESERVE CONTRIBUTION				
Transfer to Reserves for Capital Replacement	\$ 3,462,978	\$ 3,711,050	\$ 3,304,056	-5%
TOTAL RESERVE CONTRIBUTION	\$ 3,462,978	\$ 3,711,050	\$ 3,304,056	-5%
TOTAL USE OF FUNDS	\$ 15,662,093	\$ 14,564,700	\$ 17,425,464	11%



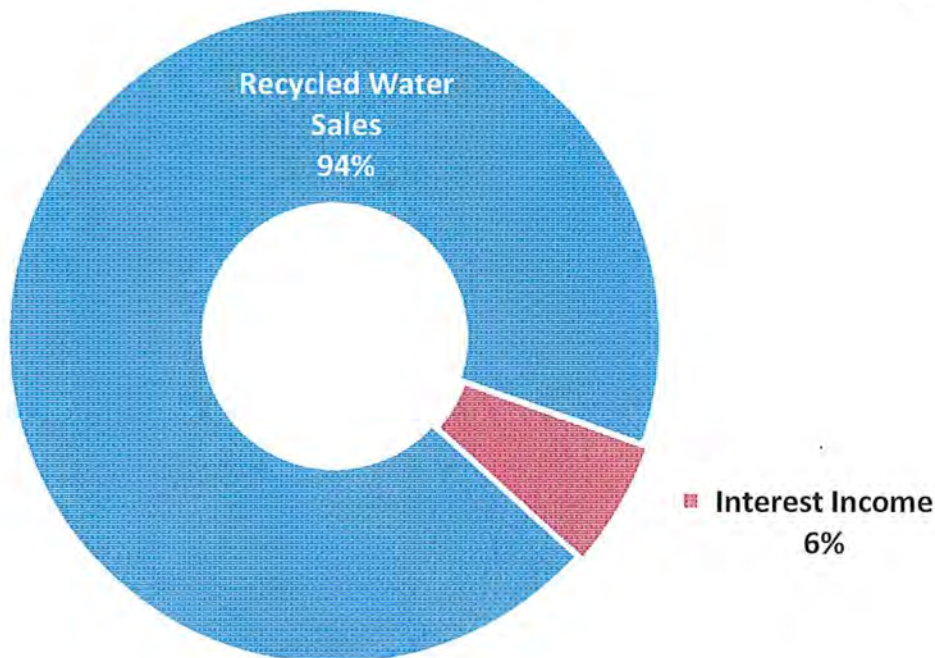
Wastewater Program
Uses of Funds

- Bat Fac O&M 3%
- Devel 0.7%
- Capital Acq 3%

**Leucadia Wastewater District
Fiscal Year 2019 Operating & Capital Budgets
Recycled Water Program Summary**

SOURCES OF FUNDS	FY 2018 BUDGET	FY 2018 PROJECTED	FY 2019 BUDGET	% Change Bud to Bud
OPERATING REVENUES				
Recycled Water Sales	\$ 272,000	\$ 290,000	\$ 295,000	8%
TOTAL ESTIMATED OPERATING REVENUE	\$ 272,000	\$ 290,000	\$ 295,000	8%
NON-OPERATING REVENUES				
Interest Income	\$ 13,000	\$ 23,000	\$ 20,000	54%
Grant Income	\$ 75,600	\$ 63,100	\$ -	-100%
TOTAL ESTIMATED NON-OPERATING REVENUE	\$ 88,600	\$ 86,100	\$ 20,000	-77%
OTHER SOURCES OF FUNDS				
Transfer from Water Recycling Reserve	\$ 682,383	\$ 584,013	\$ 97,064	-86%
TOTAL OTHER SOURCES OF FUNDS	\$ 682,383	\$ 584,013	\$ 97,064	-86%
TOTAL FUNDS AVAILABLE	\$ 1,042,983	\$ 960,113	\$ 412,064	-60%

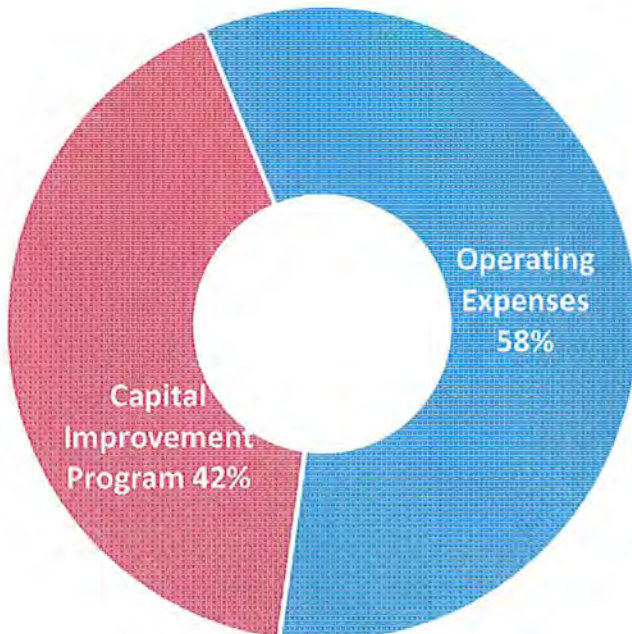
**Recycled Water Program
Revenues**



**Leucadia Wastewater District
Fiscal Year 2019 Operating & Capital Budgets
Recycled Water Program Summary**

USE OF FUNDS	FY 2018 BUDGET	FY 2018 PROJECTED	FY 2019 BUDGET	% Change Bud to Bud
OPERATING EXPENDITURES				
Operating Program	\$ 200,483	\$ 160,213	\$ 237,064	18%
TOTAL OPERATING EXPENSES	\$ 200,483	\$ 160,213	\$ 237,064	18%
CAPITAL EXPENDITURES				
Capital Acquisition	\$ 21,500	\$ 22,900	\$ 5,500	-74%
Capital Improvement Program	\$ 821,000	\$ 777,000	\$ 169,500	-79%
TOTAL CAPITAL EXPENSES	\$ 842,500	\$ 799,900	\$ 175,000	-79%
RESERVE CONTRIBUTION				
Transfer to Water Recycling Reserve	\$ -	\$ -	\$ -	0%
TOTAL RESERVE CONTRIBUTION	\$ -	\$ -	\$ -	0%
TOTAL USE OF FUNDS	\$ 1,042,983	\$ 960,113	\$ 412,064	-60%

Recycled Water Program
Uses of Funds

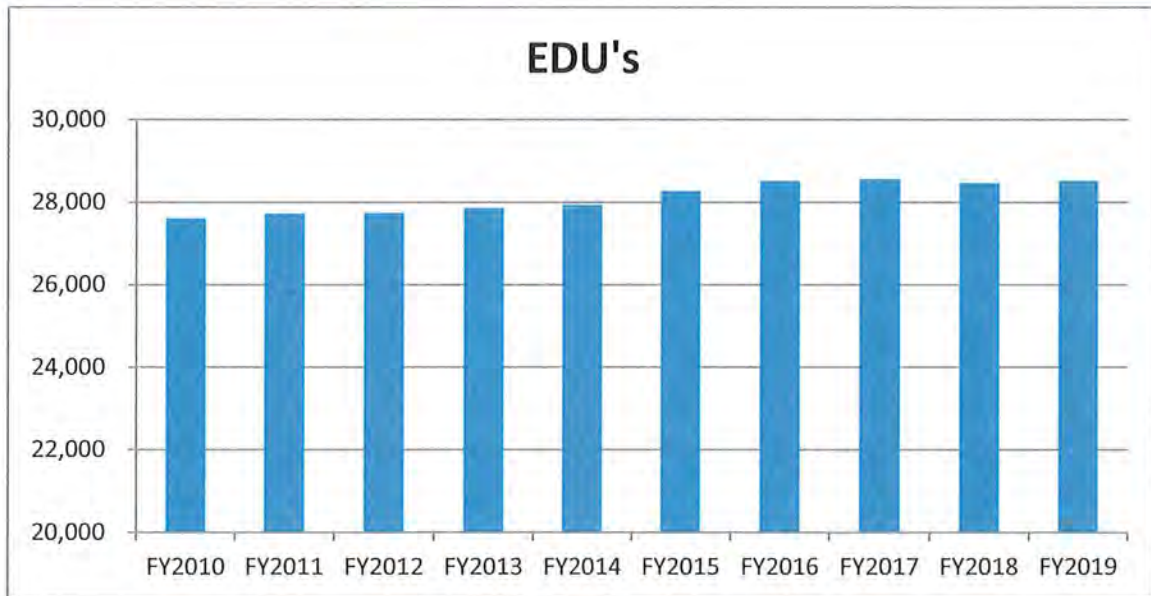


**FISCAL YEAR 2019
WASTEWATER SERVICE CHARGE
and
EDU SUMMARY**

FY 2019	
MONTHLY SERVICE CHARGE	\$ 28.64
ANNUAL SERVICE CHARGE	\$ 343.68
ESTIMATED EDU'S FY 2019	28,555
ESTIMATED SEWER SERVICE CHARGE REVENUE	\$ 9,813,782

FY 2018	
MONTHLY SERVICE CHARGE	\$ 28.64
ANNUAL SERVICE CHARGE	\$ 343.68
ESTIMATED EDU'S FY 2018	28,596
ESTIMATED SEWER SERVICE CHARGE REVENUE	\$ 9,827,873

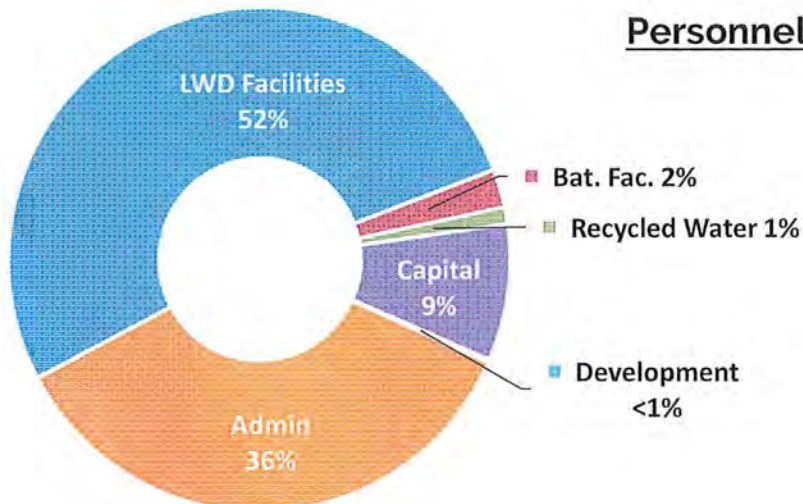
% CHANGE IN SERVICE CHARGE	0%
-----------------------------------	-----------



EDU = Equivalent Dwelling Unit

Leucadia Wastewater District Fiscal Year 2019 Budget Personnel Summary By Department

<u>Program</u>		<u>FY 2018 Budget</u>	<u>FY 2018 Projected</u>	<u>FY 2019 Budget</u>	<u>% Change Bud to Bud</u>
LWD Facilities:					
Salaries	\$	1,031,968	\$ 1,030,800	\$ 1,073,767	4%
Benefits	\$	559,602	\$ 558,000	\$ 629,935	13%
Total LWD Facilities	\$	1,591,570	\$ 1,588,800	\$ 1,703,702	7%
Batiquitos Joint Facilities:					
Salaries	\$	52,211	\$ 47,100	\$ 51,558	-1%
Benefits	\$	29,402	\$ 23,000	\$ 29,461	0%
Total Bat Joint Facilities	\$	81,613	\$ 70,100	\$ 81,019	-1%
Recycled Water Enterprise:					
Salaries	\$	22,087	\$ 17,200	\$ 21,575	-2%
Benefits	\$	13,287	\$ 10,100	\$ 13,783	4%
Total RW Enterprise	\$	35,374	\$ 27,300	\$ 35,358	0%
Capital Program:					
Salaries	\$	180,109	\$ 187,800	\$ 194,625	8%
Benefits	\$	81,097	\$ 81,100	\$ 93,653	15%
Total Capital Program	\$	261,206	\$ 268,900	\$ 288,278	10%
Development:					
Salaries	\$	2,523	\$ 3,500	\$ 3,243	29%
Benefits	\$	1,679	\$ 1,900	\$ 1,977	18%
Total Development	\$	4,202	\$ 5,400	\$ 5,220	24%
Administration:					
Salaries	\$	727,998	\$ 729,900	\$ 774,716	6%
Benefits	\$	359,643	\$ 315,900	\$ 389,079	8%
Total Administration	\$	1,087,641	\$ 1,045,800	\$ 1,163,795	7%
Total Personnel Expense	\$	3,061,606	\$ 3,006,300	\$ 3,277,372	7%



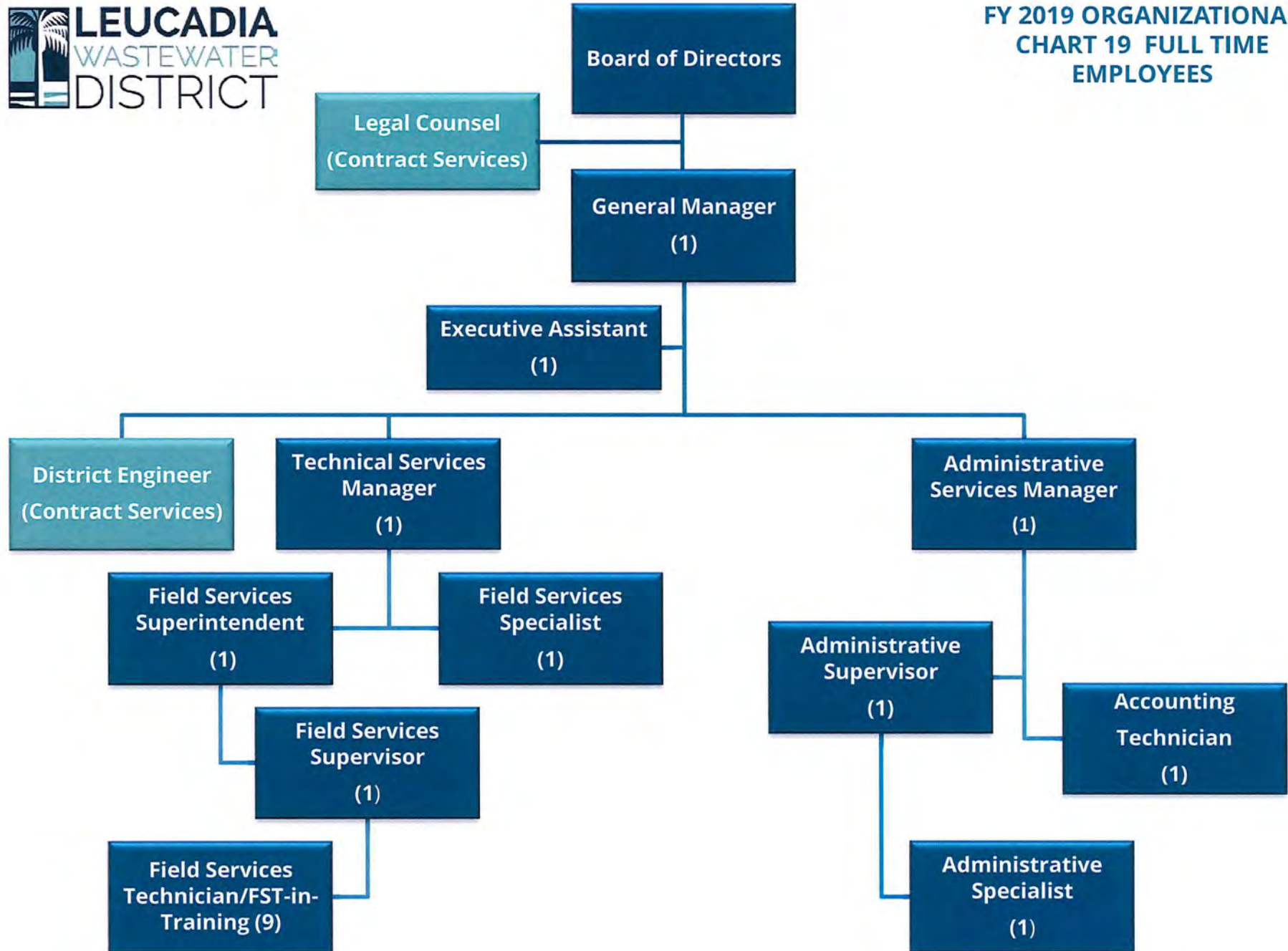
Personnel Expense Summary
By Department

**Leucadia Wastewater District
Fiscal Year 2019 Operating & Capital Budgets
Personnel Expense Detail**

Acct #	Description	FY 2018 Budget	FY 2018 Projected	FY 2019 Budget	% Change Bud to Bud
4100	Salaries				
4110	Regular salaries	\$ 1,966,896	\$ 1,963,100	\$ 2,069,484	5%
4120	Overtime salaries	\$ 50,000	\$ 53,200	\$ 50,000	0%
	Total Salaries	\$ 2,016,896	\$ 2,016,300	\$ 2,119,484	5%
4200	Employee Benefits				
4210	F.I.C.A.	\$ 141,933	\$ 140,600	\$ 148,336	5%
4220	Medical insurance	\$ 390,440	\$ 344,500	\$ 402,185	3%
4221	Dental insurance	\$ 32,979	\$ 32,200	\$ 36,688	11%
4222	Disability insurance	\$ 13,350	\$ 12,500	\$ 13,965	5%
4223	Life insurance	\$ 5,038	\$ 4,800	\$ 5,054	0%
4224	Unemployment insurance	\$ 5,000	\$ -	\$ 5,000	0%
4225	Employee assistance program (EAP)	\$ 613	\$ 700	\$ 613	0%
4226	Vision plan	\$ 4,105	\$ 4,000	\$ 4,440	8%
4230	Workers compensation insurance	\$ 40,000	\$ 39,700	\$ 43,015	8%
4240	PERS, employee retirement-normal service	\$ 197,529	\$ 196,300	\$ 235,822	19%
	PERS, employee retirement-unfunded liability	\$ 174,279	\$ 174,300	\$ 220,301	26%
4241	OPEB - employee retirement health	\$ 4,700	\$ 4,700	\$ 4,900	4%
4245	Section 125 plan	\$ 1,905	\$ 1,700	\$ 1,905	0%
4293	Deferred Compensation Contribution	\$ 32,839	\$ 34,000	\$ 35,664	9%
	Total Benefits	\$ 1,044,710	\$ 990,000	\$ 1,157,888	11%
	TOTAL, SALARY & BENEFITS	\$ 3,061,606	\$ 3,006,300	\$ 3,277,372	7%



FY 2019 ORGANIZATIONAL
CHART 19 FULL TIME
EMPLOYEES



LEUCADIA WASTEWATER DISTRICT FISCAL YEAR 2019 OPERATING BUDGET WASTEWATER OPERATIONS – LEUCADIA FACILITIES

Program Overview:

The FY19 Wastewater Operations – Leucadia Facilities Operating Budget reflects the expense associated with the collection, transmission and treatment of wastewater that is attributable to LWD only. This is LWD's largest program and makes up the majority of LWD's operating expenses.

The Wastewater Operations – Leucadia Facilities operating budget consists of three components: 1) Field Services Expenses (direct); 2) Administrative Expenses (support overhead); and 3) Encina Regional Treatment Facility expenses. The Field Services Department (FSD) provides the direct resources to operate the program with support from the Administrative Services Department (ASD).



Field Services Expenses: FSD is responsible for collecting and transmitting LWD wastewater to the Encina regional treatment plant where it is treated to secondary discharge standards. FSD performs continuous preventative maintenance on 200 miles of collection system. Under the Wastewater Operations – Leucadia Facilities Program, FSD operates and maintains nine wastewater pump stations that are funded

solely by LWD. FSD is also responsible for regulatory compliance functions, training functions and customer service.

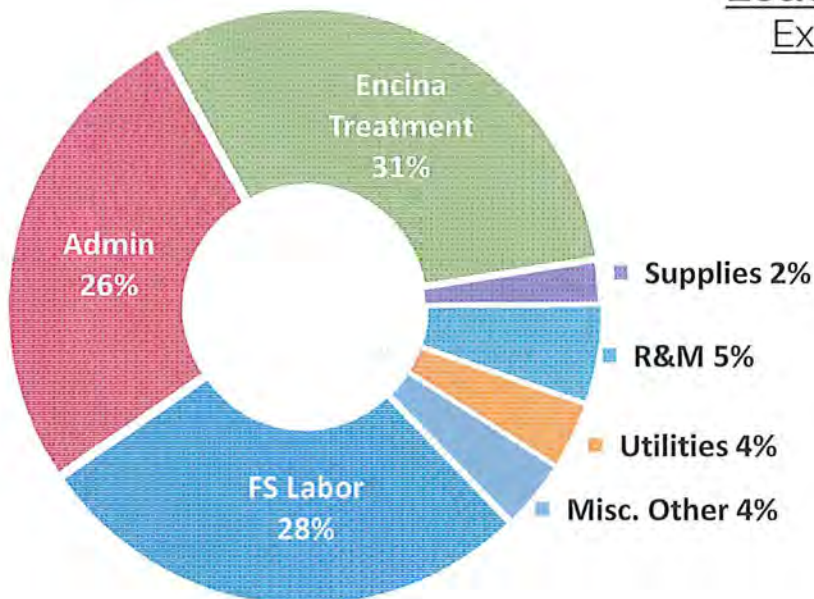
Administrative Services Expenses: ASD expenses are allocated to the Wastewater Operations – Leucadia Facilities Program to reflect expenses that support the collection and transmission of LWD wastewater. These expenses include overall staff management, as well as Board of Directors, financial, human resources and risk management support of the program.

Encina Regional Treatment Facility Operations: LWD contributes a proportionate share, based on its approximate 16.8% ownership, of the operating costs for the regional Encina Water Pollution Control Facility, which is operated by the Encina Wastewater Authority. This expense funds the treatment, resource recovery, and disposal of the wastewater generated within LWD's service area.

**Leucadia Wastewater District
Wastewater Operations - Leucadia Facilities
Fiscal Year 2019 Operating Budget
Expense Summary**

<u>Account</u>	<u>Description</u>	<u>FY 2018 Budget</u>	<u>FY 2018 Projected</u>	<u>FY 2019 Budget</u>	<u>% Change Bud to Bud</u>
Field Services Expenses:					
Labor Expenses:					
	FS Salaries & Benefits	\$ 1,591,570	\$ 1,588,800	\$ 1,703,702	7%
Non-Labor Expenses:					
4600	Fuel	\$ 40,000	\$ 38,000	\$ 40,000	0%
4900	Office Expense	\$ 95,500	\$ 79,700	\$ 93,700	-2%
5000	Operating Supplies	\$ 158,300	\$ 134,700	\$ 144,500	-9%
5200	Professional Services	\$ 76,500	\$ 65,100	\$ 75,000	-2%
5400	Rent/Leases	\$ 3,500	\$ 4,000	\$ 5,900	69%
5500	Repair and Maintenance	\$ 329,300	\$ 292,200	\$ 335,900	2%
5600	Permitting & Monitoring	\$ 21,200	\$ 19,300	\$ 21,200	0%
5900	Utilities	\$ 226,600	\$ 225,200	\$ 226,500	0%
	Subtotal Other Expenses	\$ 950,900	\$ 858,200	\$ 942,700	-1%
	Total Field Services Expenses	\$ 2,542,470	\$ 2,447,000	\$ 2,646,402	4%
	Administration Expenses:	\$ 1,611,892	\$ 1,531,383	\$ 1,634,370	1%
6210	Encina Treatment Expenses:	\$ 1,861,800	\$ 1,788,000	\$ 1,887,300	1%
	Total LWD Facilities Expenses	\$ 6,016,162	\$ 5,766,383	\$ 6,168,072	3%

**Leucadia Facilities
Expense Allocation**



**Leucadia Wastewater District
Wastewater Operations - Leucadia Facilities
Fiscal Year 2019 Operating Budget
Expense Detail**

Acct #	Description	FY 2018 Budget	FY 2018 Projected	FY 2019 Budget	% Change Bud to Bud
4600	<u>Gasoline, Oil, Fuel</u>				
20-41-0000-4610	Vehicle Gasoline, Diesel Fuel, Lubricants				
	Gas	\$ 10,000	\$ 10,000	\$ 10,000	0%
	Diesel	\$ 30,000	\$ 28,000	\$ 30,000	0%
	Total Gasoline, Oil, Fuel	\$ 40,000	\$ 38,000	\$ 40,000	0%
4900	<u>Office Expense</u>				
20-41-0000-4950	Computer Service				
	GIS Support	\$ 3,500	\$ 3,000	\$ 3,500	0%
	Xerox	\$ 1,300	\$ 1,400	\$ 1,500	15%
	WMS Comprehensive Support	\$ 9,000	\$ 9,000	\$ 9,000	0%
	SCADA Support and Parts	\$ 10,000	\$ 1,600	\$ 10,000	0%
	Flow & Alarm monitoring ADS Intelliserve	\$ 70,000	\$ 63,000	\$ 68,000	-3%
	Total Computer Service	\$ 93,800	\$ 78,000	\$ 92,000	-2%
20-41-0000-4970	Assessor Parcel Reports	\$ 1,700	\$ 1,700	\$ 1,700	0%
	Total Office Expense	\$ 95,500	\$ 79,700	\$ 93,700	-2%
5000	<u>Operating Supplies</u>				
20-41-0000-5010	Chemicals (Bioxide/Ferrous Chloride)	\$ 120,000	\$ 95,000	\$ 100,000	-17%
20-41-0000-5020	Laundry	\$ 10,000	\$ 12,100	\$ 12,000	20%
20-41-0000-5030	Tool Replacement	\$ 2,000	\$ 2,000	\$ 4,000	100%
20-41-0000-5040	Safety Supplies/Services				
	Steel Toe Shoes	\$ 2,400	\$ 2,200	\$ 3,000	25%
	First Aid Supplies	\$ 900	\$ 1,650	\$ 1,700	89%
	Hearing Conservation		\$ -	\$ 1,000	
	Universal Defibrillators	\$ 3,100	\$ 3,100	\$ 3,100	0%
	Personal Protective Equipment (disposable)	\$ 6,500	\$ 5,800	\$ 6,000	-8%
	Respiratory Protection Physicals	\$ 1,000	\$ 900	\$ 1,000	0%
	Atmospheric Monitoring/Testing Equipment, Service, & Supplies	\$ 5,900	\$ 5,600	\$ 5,000	-15%
	DOT Testing Program Administration (DATCO)	\$ 1,500	\$ 1,300	\$ 3,000	100%
	Commercial Driver's License / Physicals Renewals	\$ 1,000	\$ 1,250	\$ 1,000	0%
	SCBA Equipment	\$ 1,000	\$ 1,000	\$ 1,000	0%
	Emergency Preparedness	\$ 1,500	\$ 1,400	\$ 1,500	0%
	Safety Label Maker	\$ 500	\$ 400	\$ 200	-60%
	Traffic Control Devices	\$ 1,000	\$ 1,000	\$ 1,000	0%
	Total, Safety Supplies	\$ 26,300	\$ 25,600	\$ 28,500	8%
	Total Operating Supplies	\$ 158,300	\$ 134,700	\$ 144,500	-9%
5200	<u>Professional Services</u>				
20-41-0000-5210	Engineering Services				
	Update SSMP Audit	\$ 9,000	\$ 8,300	\$ 9,000	0%
	District Engineering	\$ 55,000	\$ 54,000	\$ 55,000	0%
	Update Safety Program Plans	\$ 2,500	\$ 2,500	\$ 1,000	-60%
	Specialty Engineering	\$ 10,000	\$ 300	\$ 10,000	0%
	Total Professional Services	\$ 76,500	\$ 65,100	\$ 75,000	-2%

**Leucadia Wastewater District
Wastewater Operations - Leucadia Facilities
Fiscal Year 2019 Operating Budget
Expense Detail**

Acct #	Description	FY 2018 Budget	FY 2018 Projected	FY 2019 Budget	% Change Bud to Bud
5400	<u>Rents & leases</u>				
20-41-0000-5410	Equipment Rental				
	Repair/Maintenance Equipment	\$ 500	\$ 500	\$ 500	0%
20-41-0000-5440	Easement Leases				
	NCTD License Fee	\$ 3,000	\$ 3,500	\$ 5,400	80%
	Total Rents and Leases	\$ 3,500	\$ 4,000	\$ 5,900	69%
5500	<u>Repair & maintenance</u>				
20-41-0000-5510	Line Maintenance				
	Water for Line Cleaning	\$ 17,000	\$ 15,400	\$ 16,000	-6%
	Routine Line Repair Supplies	\$ 25,000	\$ 24,000	\$ 25,000	0%
	Cathodic Testing	\$ 3,700	\$ 3,900	\$ 3,900	5%
	CCTV Support\Maintenance	\$ 21,000	\$ 19,000	\$ 21,000	0%
	Vactor High Pressure Hose	\$ 6,000	\$ 6,000	\$ 6,000	0%
	Smoke Testing	\$ 26,400	\$ 23,000	\$ -	-100%
	Total, Line Maintenance	\$ 99,100	\$ 91,300	\$ 71,900	-27%
20-41-0000-5520	Pump Station Repair & Maintenance				
	Standby Power System Service (Generator)	\$ 15,000	\$ 12,500	\$ 15,000	0%
	Electrical Services/Diagnostic Heat Testing	\$ 12,000	\$ 8,000	\$ 12,000	0%
	Pump & Motor Repairs	\$ 30,000	\$ 24,500	\$ 30,000	0%
	Routine Pump Station Repair Supplies	\$ 8,000	\$ 7,700	\$ 8,000	0%
	Odor Control Media Replacement	\$ 18,200	\$ 18,200	\$ 18,200	0%
	Vibrational Analysis (Predictive Maint.. Testing)	\$ 1,600	\$ 1,500	\$ 1,600	0%
	Refurbish Pump Seals	\$ 6,000	\$ 5,700	\$ 6,000	0%
	Replace Odaloggers	\$ 3,300	\$ 3,300	\$ 3,300	0%
	Total, Pump Station Repair & Maintenance	\$ 94,100	\$ 81,400	\$ 94,100	0%
20-41-0000-5530	Buildings & Grounds Repair & Maintenance				
	Elevator	\$ 4,800	\$ 3,600	\$ 4,800	0%
	Audio Visual	\$ 1,500	\$ -	\$ 1,500	0%
	Trash Service	\$ 3,000	\$ 2,900	\$ 3,000	0%
	Plant Service	\$ 2,000	\$ 2,000	\$ 2,000	0%
	Janitorial Services	\$ 20,000	\$ 19,600	\$ 22,500	13%
	Window Cleaning	\$ 900	\$ 1,000	\$ 1,000	11%
	Solar Panel Cleaning	\$ 1,500	\$ 1,100	\$ 1,500	0%
	Pest Control	\$ 700	\$ 1,100	\$ 1,100	57%
	Painting and General Building Maintenance	\$ -	\$ -	\$ 35,000	100%
	Miscellaneous Services and Small Equipment	\$ 6,000	\$ 7,500	\$ 7,500	25%
	Landscaping/Water Feature/Gate Maintenance Services	\$ 25,000	\$ 20,000	\$ 20,000	-20%
	Fire Extinguisher Service	\$ 900	\$ 700	\$ 800	-11%
	Garage Door Service	\$ 2,500	\$ 1,500	\$ 2,000	-20%
	HVAC Service	\$ 14,000	\$ 13,000	\$ 14,000	0%
	Roof and Gutter Maintenance	\$ 2,200	\$ 1,000	\$ 2,000	-9%
	Test Fire Sprinkler System	\$ 1,500	\$ 1,400	\$ 1,500	0%
	Total, Buildings & Grounds Repair & Maintenance	\$ 86,500	\$ 76,400	\$ 120,200	39%

**Leucadia Wastewater District
Wastewater Operations - Leucadia Facilities
Fiscal Year 2019 Operating Budget
Expense Detail**

Acct #	Description	FY 2018 Budget	FY 2018 Projected	FY 2019 Budget	% Change Bud to Bud
20-41-0000-5540	Vehicle Repair & Maintenance				
	Routine & Corrective Repairs	\$ 18,000	\$ 16,500	\$ 18,000	0%
	Tire Replacement	\$ 4,100	\$ 3,900	\$ 4,100	0%
	Vactor Major Service	\$ 25,000	\$ 22,000	\$ 25,000	0%
	Total, Vehicle Repair & Maintenance	\$ 47,100	\$ 42,400	\$ 47,100	0%
20-41-0000-5550	Paint & Lubricants				
	Misc. Supplies	\$ 500	\$ 700	\$ 600	20%
	HazMat Disposal	\$ 1,000	\$ -	\$ 1,000	0%
	Total, Paint & Lubricants	\$ 1,500	\$ 700	\$ 1,600	7%
20-41-0000-5590	Equipment Repair & Maintenance				
	Misc. Equip. Repairs (Portable Generators, Pumps)	\$ 1,000	\$ -	\$ 1,000	0%
	Total Repair and Maintenance	\$ 329,300	\$ 292,200	\$ 335,900	2%
5600	<u>Monitoring and Permitting</u>				
20-41-0000-5610	Lab Analysis				
	Beach Posting Analysis	\$ 1,500	\$ -	\$ 1,500	0%
	Baseline Background Analysis	\$ 1,200	\$ 900	\$ 1,000	-17%
	Total Lab Analysis	\$ 2,700	\$ 900	\$ 2,500	-7%
20-41-0000-5630	Permits & Monitoring				
	Air Pollution Control District	\$ 4,500	\$ 5,200	\$ 4,700	4%
	City of Encinitas Inspection Permit	\$ 300	\$ -	\$ 300	0%
	City of Carlsbad Inspection Permit	\$ 1,000	\$ 800	\$ 1,000	0%
	County Business Emergency Plan Permit	\$ 1,500	\$ 1,200	\$ 1,500	0%
	Collection System Permit	\$ 11,200	\$ 11,200	\$ 11,200	0%
	Total Permits & Monitoring	\$ 18,500	\$ 18,400	\$ 18,700	1%
	Total Monitoring and Permitting	\$ 21,200	\$ 19,300	\$ 21,200	0%
5900	<u>Utilities</u>				
20-41-0000-5920	SCADA Remote Communications	\$ 500	\$ 700	\$ 700	40%
20-41-0000-5930	Electricity, District Operations	\$ 215,000	\$ 215,000	\$ 215,000	0%
20-41-0000-5940	Water	\$ 8,600	\$ 7,500	\$ 8,300	-3%
20-41-0000-5950	USA Notification Service	\$ 2,500	\$ 2,000	\$ 2,500	0%
	Total Utilities	\$ 226,600	\$ 225,200	\$ 226,500	0%
TOTAL LEUCADIA FACILITIES EXPENSES		\$ 950,900	\$ 858,200	\$ 942,700	-1%

LEUCADIA WASTEWATER DISTRICT FISCAL YEAR 2019 OPERATING BUDGET WASTEWATER ENTERPRISE – BATIQUITOS JOINT FACILITIES

Program Overview:

The FY19 Wastewater Operations – Batiquitos Joint Facilities operating budget reflects the expenses associated with the operation and maintenance of the Batiquitos Pump Station and Force Main facilities. The Batiquitos Joint Facilities are jointly owned by LWD and the City of Encinitas (Encinitas) and operating expenses are prorated based on flow. For FY19, budgeted operating expenses have been proportioned at approximately 80% for LWD and 20% for Encinitas.

The Wastewater Operations – Batiquitos Joint Facilities budget consists of two components: 1) Field Services Expenses (direct); and 2) Administrative Expenses (support overhead). The Field Services Department (FSD) provides the direct resources to operate and maintain the Batiquitos Joint Facilities with support from the Administrative Services Department (ASD). The program components are summarized as follows:



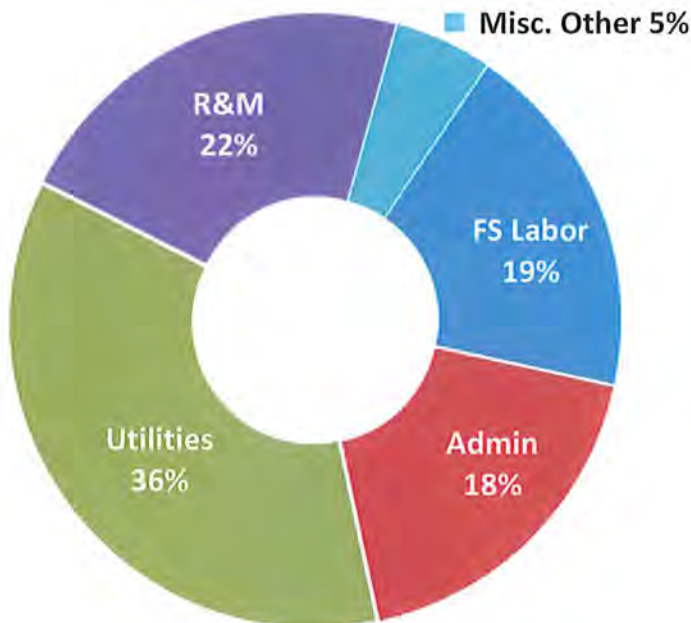
Field Services Expenses: FSD is responsible for operating the Batiquitos Joint Facilities. FSD performs preventative maintenance of the pump station and collection system, regulatory compliance functions, training functions and customer service.

Administrative Services Expenses: ASD expenses are allocated to the Wastewater Operations – Batiquitos Joint Facilities to reflect expenses that support the operation of the Batiquitos pump station and force main facilities. These expenses include overall staff management, as well as Board of Directors, financial, human resources and risk management support of the program.

**Leucadia Wastewater District
Wastewater Operations - Batiquitos Joint Facilities
Fiscal Year 2019 Operating Budget
Expense Summary**

Account	Description	FY 2018 Budget	FY 2018 Projected	FY 2019 Budget	% Change Bud to Bud
Field Services Expenses:					
Labor Expenses:					
	FS Salaries & Benefits	\$ 81,613	\$ 70,100	\$ 81,019	-1%
Non-Labor Expenses:					
4600	Fuel	\$ 1,000	\$ 700	\$ 1,000	0%
4900	Office Expense	\$ 5,000	\$ 12,300	\$ 6,000	20%
5200	Professional Services	\$ 10,000	\$ -	\$ 10,000	0%
5500	Repair and Maintenance	\$ 98,500	\$ 78,900	\$ 93,500	-5%
5600	Permitting & Monitoring	\$ 5,300	\$ 2,500	\$ 4,900	-8%
5900	Utilities	\$ 147,800	\$ 152,400	\$ 152,800	3%
	Subtotal Other Expenses	\$ 267,600	\$ 246,800	\$ 268,200	0%
	Total Field Services Expenses	\$ 349,213	\$ 316,900	\$ 349,219	0%
	Administration Expenses:	\$ 86,720	\$ 67,567	\$ 77,835	-10%
	Total Batiquitos Joint Facilities Expenses	\$ 435,933	\$ 384,467	\$ 427,054	-2%

Batiquitos Joint Facilities
Expense Allocation



Leucadia Wastewater District
Wastewater Operations - Batiquitos Joint Facilities
Fiscal Year 2019 Operating Budget
Expense Detail

Acct #	Description	FY 2018 Budget	FY 2018 Projected	FY 2019 Budget	% Change Bud to Bud
4600	<u>Fuel</u>				
20-41-0022-4610	Diesel Fuel	\$ 1,000	\$ 700	\$ 1,000	0%
	Total Fuel Expense	\$ 1,000	\$ 700	\$ 1,000	0%
4900	<u>Office Expense</u>				
20-41-0022-4950	Computer Service				
	SCADA Support and Parts	\$ 5,000	\$ 12,300	\$ 5,000	0%
	WMS Comprehensive Support	\$ -	\$ -	\$ 1,000	100%
	Total Office Expense	\$ 5,000	\$ 12,300	\$ 6,000	20%
5200	<u>Professional Services</u>				
20-41-0022-5210	Engineering Services				
	District Engineering	\$ 5,000	\$ -	\$ 5,000	0%
	Specialty Engineering	\$ 5,000	\$ -	\$ 5,000	0%
	Total Professional Services	\$ 10,000	\$ -	\$ 10,000	0%
5500	<u>Repair & Maintenance</u>				
20-41-0022-5510	Line Maintenance				
	Cathodic Testing	\$ 2,100	\$ 2,100	\$ 2,200	5%
	Total, Line Maintenance	\$ 2,100	\$ 2,100	\$ 2,200	5%
20-41-0022-5520	Pump Station Repair & Maintenance				
	Standby Power System Service (generator)	\$ 3,500	\$ 3,100	\$ 3,500	0%
	Pump & Motor Repairs	\$ 23,000	\$ 1,000	\$ 23,000	0%
	Electrical Services	\$ 7,000	\$ 12,000	\$ 8,500	21%
	Transfer Switch Testing & Electrical Heat Test	\$ 1,200	\$ 1,400	\$ 1,400	17%
	Vibrational Analysis BPS (Predictive Testing)	\$ 1,000	\$ 1,000	\$ 1,000	0%
	HVAC Service	\$ 1,500	\$ -	\$ 1,500	0%
	Miscellaneous Services/Supplies	\$ 4,200	\$ 12,000	\$ 4,200	0%
	Odor Control Media Replacement	\$ 40,000	\$ 39,000	\$ 40,000	0%
	Force Main Operations	\$ 5,000	\$ 2,500	\$ 5,000	0%
	Refurbish Pump Seals	\$ 100	\$ -	\$ 100	0%
	Solar Panel Cleaning	\$ 5,000	\$ 100	\$ 100	-98%
	Battery Back up for Gate	\$ -	\$ -	\$ 2,000	100%
	Replace Odaloggers	\$ 3,300	\$ 3,200	\$ -	-100%
	Total, Pump Station Repair & Maintenance	\$ 94,800	\$ 75,300	\$ 90,300	-5%
20-41-0000-5530	Buildings & Grounds Repair & Maintenance				
	Landscaping Service	\$ 1,600	\$ 1,500	\$ 1,000	-38%
	Total, Buildings & Grounds Repair & Maintenance	\$ 1,600	\$ 1,500	\$ 1,000	-38%
	Total Repair & Maintenance	\$ 98,500	\$ 78,900	\$ 93,500	-5%

**Leucadia Wastewater District
Wastewater Operations - Batiquitos Joint Facilities
Fiscal Year 2019 Operating Budget
Expense Detail**

Acct #	Description	FY 2018 Budget	FY 2018 Projected	FY 2019 Budget	% Change Bud to Bud
5600 <u>Monitoring and Permitting</u>					
20-41-0022-5610	Lab Analysis				
	Lab Analysis (Baseline Background Analysis)	\$ 2,500	\$ 200	\$ 2,000	-20%
	Total Lab Analysis	<u>\$ 2,500</u>	<u>\$ 200</u>	<u>\$ 2,000</u>	-20%
20-41-0022-5630	Permits & Monitoring				
	County HazMat (Business Plan) Permit	\$ 500	\$ 600	\$ 600	20%
	APCD - Generator & Pump Emissions/Odor Control	\$ 2,300	\$ 1,700	\$ 2,300	0%
	Total Permits & Monitoring	<u>\$ 2,800</u>	<u>\$ 2,300</u>	<u>\$ 2,900</u>	4%
	Total Monitoring & Permitting	<u>\$ 5,300</u>	<u>\$ 2,500</u>	<u>\$ 4,900</u>	-8%
5900 <u>Utilities</u>					
20-41-0022-5910	Telephone	\$ 1,900	\$ 1,500	\$ 1,800	-5%
20-41-0022-5930	Batiquitos Electrical Power	\$ 145,000	\$ 150,000	\$ 150,000	3%
20-41-0022-5940	Water	\$ 900	\$ 900	\$ 1,000	11%
	Total Utilities	<u>\$ 147,800</u>	<u>\$ 152,400</u>	<u>\$ 152,800</u>	3%
Total Batiquitos Joint Facilities Expenses		<u>\$ 267,600</u>	<u>\$ 246,800</u>	<u>\$ 268,200</u>	0%

LEUCADIA WASTEWATER DISTRICT FISCAL YEAR 2019 OPERATING BUDGET RECYCLED WATER OPERATIONS

Program Overview:

The FY19 Recycled Water Enterprise Operating Budget reflects the expenses associated with the operation and maintenance of LWD's Gafner Water Recycling Facility (Gafner WRF). The Gafner WRF is a 1.0 million gallon per day facility that provides recycled water for the irrigation of the Omni La Costa Resort & Spa golf course.

The Recycled Water Enterprise budget consists of two components: 1) Fields Services Expenses (direct) and 2) Administrative Expenses (support overhead). The Field Services Department (FSD) provides the direct resources to operate and maintain the Gafner WRF with support from the Administrative Services Department (ASD). The program components are summarized as follows:

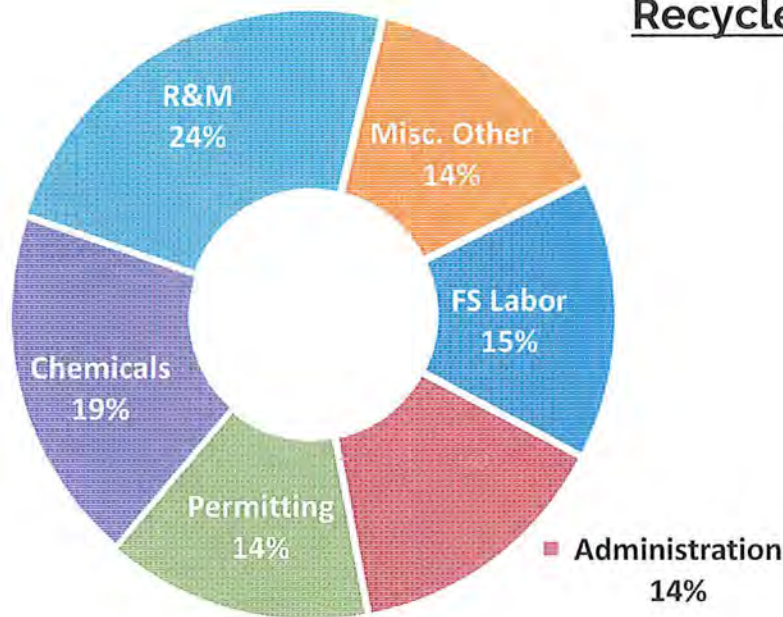
Field Services Expenses: FSD is responsible for operating the Gafner WRF. The operation consists of chemically treating and filtering secondary effluent in accordance with all public health and environmental standards. FSD performs preventative maintenance, regulatory compliance functions, training functions and customer service.

Administrative Services Expenses: ASD expenses are allocated to the Recycled Water Enterprise to reflect expenses that support the operation of Gafner WRF. These expenses include overall staff management, as well as Board of Directors, financial, human resources and risk management support of the program.



Leucadia Wastewater District Recycled Water Operations Fiscal Year 2019 Operating Budget Expense Summary

Account	Description	FY 2018 Budget	FY 2018 Projected	FY 2019 Budget	% Change Bud to Bud
Field Services Expenses:					
Labor Expenses:					
	FS Salaries & Benefits	\$ 35,374	\$ 27,300	\$ 35,358	0%
Non-Labor Expenses:					
4900	Office Expenses	\$ 3,300	\$ 300	\$ 3,300	0%
5000	Operating Supplies	\$ 44,000	\$ 45,500	\$ 45,000	2%
5200	Professional Services	\$ 12,500	\$ 1,300	\$ 12,500	0%
5500	Repair and Maintenance	\$ 22,500	\$ 12,000	\$ 55,700	148%
5600	Permitting & Monitoring	\$ 34,200	\$ 32,000	\$ 33,800	-1%
5900	Utilities	\$ 17,500	\$ 15,500	\$ 17,500	0%
	Subtotal Non-Labor Expenses	\$ 134,000	\$ 106,600	\$ 167,800	25%
	Total Field Services Expenses	\$ 169,374	\$ 133,900	\$ 203,158	20%
	Administration Expenses:	\$ 31,109	\$ 26,313	\$ 33,906	9%
	Total Recycled Water Facility Expenses	\$ 200,483	\$ 160,213	\$ 237,064	18%



Recycled Water Facilities
Expense Allocation

**Leucadia Wastewater District
Recycled Water Operations
Fiscal Year 2019 Operating Budget
Expense Detail**

Acct #	Description	FY 2018 Budget	FY 2018 Projected	FY 2019 Budget	% Change Bud to Bud
4900	<u>Office Expense</u>				
30-43-0019-4950	Computer Service				
	WMS Software Maintenance	\$ 300	\$ 300	\$ 300	0%
	SCADA Support & Parts	\$ 3,000	\$ -	\$ 3,000	0%
	Total Office Expense	\$ 3,300	\$ 300	\$ 3,300	0%
5000	<u>Operating Supplies</u>				
30-43-0019-5010	Chemicals				
	Polyalum & Sodium Hypochlorite	\$ 44,000	\$ 45,500	\$ 45,000	2%
	Total Operating Supplies	\$ 44,000	\$ 45,500	\$ 45,000	2%
5200	<u>Professional Services</u>				
30-43-0019-5210	Engineering Services				
	District Engineering	\$ 5,000	\$ -	\$ 5,000	0%
	Specialty Engineering	\$ 2,500	\$ -	\$ 2,500	0%
	Total Engineering Services	\$ 7,500	\$ -	\$ 7,500	0%
30-43-0019-5220	Legal Services				
	Legal	\$ 5,000	\$ 1,300	\$ 5,000	0%
	Total Legal Services	\$ 5,000	\$ 1,300	\$ 5,000	0%
	Total Professional Services	\$ 12,500	\$ 1,300	\$ 12,500	0%
5500	<u>Repair & Maintenance</u>				
30-43-0019-5580	Treatment Plant R&M				
	Calibration Services (flow/turbidity/CI residual)	\$ 7,000	\$ 5,900	\$ 6,500	-7%
	Routine Plant Equipment Maintenance	\$ 3,000	\$ 4,200	\$ 3,500	17%
	VFD/Electrical Services	\$ 5,000	\$ 500	\$ 5,000	0%
	HVAC Service	\$ 500	\$ -	\$ 500	0%
	Electrical Heat Test	\$ 1,200	\$ 1,400	\$ 1,400	17%
	Force Main Operations	\$ 800	\$ -	\$ 800	0%
	Pump & Motor Repairs	\$ 5,000	\$ -	\$ 5,000	0%
	Repaint Handrails & equipment	\$ -	\$ -	\$ 33,000	100%
	Total Repair and Maintenance	\$ 22,500	\$ 12,000	\$ 55,700	148%

**Leucadia Wastewater District
Recycled Water Operations
Fiscal Year 2019 Operating Budget
Expense Detail**

Acct #	Description	FY 2018 Budget	FY 2018 Projected	FY 2019 Budget	% Change Bud to Bud
5600	<u>Monitoring and Permitting</u>				
30-43-0019-5610	Lab Analysis				
	Laboratory Analysis	\$ 11,000	\$ 9,500	\$ 11,000	0%
	Total Lab Analysis	<u>\$ 11,000</u>	<u>\$ 9,500</u>	<u>\$ 11,000</u>	0%
30-43-0019-5630	Permits & Monitoring				
	RWQCB Discharge Permit	\$ 15,000	\$ 14,900	\$ 15,000	0%
	San Marcos Creek Flow Measurement	\$ 6,000	\$ 6,000	\$ 6,000	0%
	RWQCB Storm Water Permit	\$ 2,000	\$ 1,400	\$ 1,600	-20%
	Storm Water Maintenance	\$ 200	\$ 200	\$ 200	0%
	Total Permits & Monitoring	<u>\$ 23,200</u>	<u>\$ 22,500</u>	<u>\$ 22,800</u>	-2%
	Total Monitoring & Permitting	<u>\$ 34,200</u>	<u>\$ 32,000</u>	<u>\$ 33,800</u>	-1%
5900	<u>Utilities</u>				
30-43-0019-5930	Encina Effluent Pump Station (EEPS)	\$ 17,500	\$ 15,500	\$ 17,500	0%
	Total Utilities	<u>\$ 17,500</u>	<u>\$ 15,500</u>	<u>\$ 17,500</u>	0%
Total Recycled Water Operation Expenses		<u>\$ 134,000</u>	<u>\$ 106,600</u>	<u>\$ 167,800</u>	25%

LEUCADIA WASTEWATER DISTRICT FISCAL YEAR 2019 OPERATING BUDGET ADMINISTRATIVE SERVICES

Program Overview:

The Administrative Services Department (ASD) provides support services for LWD's core functions: the collection, transmission, and treatment of wastewater and the production of recycled water. ASD is responsible for finance, human resources, Board of Directors (Board) support, risk management, information systems, records retention, customer service, and public outreach.

ASD expenses are allocated across four programs 1) Wastewater Operations – Leucadia Facilities; 2) Wastewater Operations – Batiquitos Joint Facilities; 3) Water Recycling Operations and 4) Capital Improvement Projects. A brief summary of key Administrative Service functions is as follows:

Finance: ASD provides accounting and financial reporting functions for LWD. ASD staff monitors LWD's cash flow and processes the billing, receipt, disbursement, payroll, and general transactions throughout the year. ASD oversees the investment of District reserves. The group also performs procurement functions to ensure conformance with applicable policies and procedures.



Human Resources: ASD manages all human resource functions including compensation, benefits administration, employee morale, employee training, employee hiring and discipline, and maintenance of personnel records.

Board Support: ASD's Board support functions include preparation of Board and subcommittee meeting agendas, posting public notices, meeting minutes, preparation of Resolutions and Ordinances, and coordination of conferences and travel.

Risk Management: ASD oversees LWD's risk management functions through close coordination with the California Sanitation Risk Management Association (CSRMA). Critical risk management functions include proactively maintaining overall workplace health and safety as well as managing workers' compensation and liability issues.

Customer Service: ASD provides direct customer service by responding to inquiries, providing information, distributing material, and resolving issues. The ASD maintains a customer account database of approximately 20,700 accounts.

Community/Public Outreach Service: ASD provides community outreach reservice by developing and distributing bi-annual newsletters, press releases, informational flyers, conducting events and tours, and updating and maintaining the District's website and Facebook accounts.

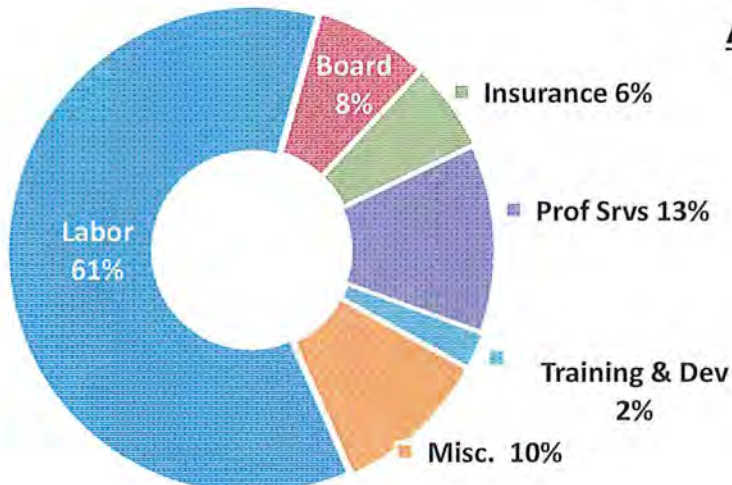
Leucadia Wastewater District Administrative Services Fiscal Year 2019 Operating Budget Expense Summary

Account	Description	FY 2018 Budget	FY 2018 Projected	FY 2019 Budget	% Change Bud to Bud
Labor Expenses:					
	Admin Salaries & Benefits	\$ 1,087,641	\$ 1,045,800	\$ 1,163,795	7%
Non-Labor Expenses:					
4300	Board Support	\$ 147,800	\$ 130,300	\$ 144,800	-2%
4400	Election	\$ -	\$ -	\$ 30,000	100%
4700	Insurance	\$ 113,600	\$ 104,600	\$ 114,500	1%
4800	Memberships	\$ 29,000	\$ 28,500	\$ 29,400	1%
4900	Office Expense	\$ 50,900	\$ 40,700	\$ 52,600	3%
5200	Professional Services	\$ 307,600	\$ 298,600	\$ 237,900	-23%
5300	Printing/Publishing	\$ 29,500	\$ 23,000	\$ 29,500	0%
5400	Rents & Leases	\$ 11,500	\$ 11,500	\$ 11,500	0%
5500	Repair & Maintenance	\$ 1,500	\$ 600	\$ 1,500	0%
5700	Training & Development	\$ 47,000	\$ 43,700	\$ 47,000	0%
5900	Utilities	\$ 35,800	\$ 34,900	\$ 35,800	0%
6000	LAFCO Operations	\$ 8,000	\$ 6,900	\$ 7,500	-6%
	Subtotal Non-Labor Expenses	\$ 782,200	\$ 723,300	\$ 742,000	-5%
	Total Admin Expenses	\$ 1,869,841	\$ 1,769,100	\$ 1,905,795	2%

Administration Allocation Schedule

LWD Facilities					
	Labor	\$ 882,975	\$ 849,862.94	\$ 939,853	6%
	Non-Labor	\$ 728,916	\$ 681,520.01	\$ 694,517	-5%
	Total LWD Facilities	\$ 1,611,892	\$ 1,531,383	\$ 1,634,370	1%
Batiquitos Facilities					
	Labor	\$ 47,504	\$ 37,497.10	\$ 44,760	-6%
	Non-Labor	\$ 39,216	\$ 30,069.58	\$ 33,075	-16%
	Total Batiquitos Facilities	\$ 86,720	\$ 67,567	\$ 77,835	-10%
Recycled Water Enterprise					
	Labor	\$ 17,041	\$ 14,603.01	\$ 19,498	14%
	Non-Labor	\$ 14,068	\$ 11,710.41	\$ 14,408	2%
	Total RWE	\$ 31,109	\$ 26,313	\$ 33,906	9%
Capital Projects					
	Labor	\$ 140,121	\$ 143,836.95	\$ 159,684	14%
	Non-Labor	\$ -	\$ -	\$ -	-
	Total Capital	\$ 140,121	\$ 143,837	\$ 159,684	14%
	Total Admin Allocation	\$ 1,869,841	\$ 1,769,100	\$ 1,905,795	2%

Administrative Services Expense Allocation



**Leucadia Wastewater District
Administrative Services
Fiscal Year 2019 Operating Budget
Expense Detail**

<u>Acct #</u>	<u>Description</u>	<u>FY 2018 Budget</u>	<u>FY 2018 Projected</u>	<u>FY 2019 Budget</u>	<u>% Change Bud to Bud</u>
4300 <u>Directors' Expenses</u>					
01-45-0000-4310	Directors' Compensation				
	Regular Board Meetings	\$ 11,500	\$ 11,400	\$ 11,500	0%
	Special Board Meetings	\$ 1,900	\$ 1,000	\$ 1,900	0%
	Committee Meetings	\$ 10,600	\$ 11,000	\$ 10,600	0%
	CASA Meetings	\$ 9,700	\$ 6,500	\$ 9,000	-7%
	CSDA Meetings	\$ 9,000	\$ 8,000	\$ 9,000	0%
	WateReuse Meetings	\$ 2,300	\$ 1,700	\$ 2,300	0%
	CWEA Meetings	\$ 5,500	\$ 3,100	\$ 5,500	0%
	Miscellaneous Meetings	\$ 1,500	\$ 3,600	\$ 2,300	53%
	Total Directors' Compensation	\$ 52,000	\$ 46,300	\$ 52,100	0%
01-45-0000-4320	Directors' Benefits				
	Health Insurance	\$ 37,700	\$ 33,900	\$ 36,000	-5%
	Life Insurance	\$ 500	\$ 500	\$ 500	0%
	Dental Insurance	\$ 4,500	\$ 4,400	\$ 4,500	0%
	Vision Insurance	\$ 600	\$ 600	\$ 600	0%
	PERS	\$ 3,000	\$ 2,400	\$ 3,100	3%
	Total Directors' Benefits	\$ 46,300	\$ 41,800	\$ 44,700	-3%
01-45-0000-4330	Directors' Conferences				
	CASA	\$ 21,000	\$ 21,000	\$ 21,700	3%
	CSDA	\$ 10,200	\$ 10,200	\$ 9,800	-4%
	WateReuse	\$ 6,000	\$ 6,000	\$ 6,000	0%
	CWEA	\$ 9,300	\$ 5,000	\$ 7,500	-19%
	Misc. Directors' Conference	\$ 3,000	\$ -	\$ 3,000	0%
	Total Directors' Conferences	\$ 49,500	\$ 42,200	\$ 48,000	-3%
	Total Directors' Expenses	\$ 147,800	\$ 130,300	\$ 144,800	-2%
4400 <u>Election</u>					
01-45-0000-4400	Total Election Expense	\$ -	\$ -	\$ 30,000	100%
4700 <u>Insurance</u>					
01-45-0000-4710	Liability Insurance	\$ 90,000	\$ 86,600	\$ 90,000	0%
01-45-0000-4715	Property Insurance	\$ 18,600	\$ 18,000	\$ 19,500	5%
01-45-0000-4720	Self Insurance	\$ 5,000	\$ -	\$ 5,000	0%
	Total Insurance	\$ 113,600	\$ 104,600	\$ 114,500	1%

**Leucadia Wastewater District
Administrative Services
Fiscal Year 2019 Operating Budget
Expense Detail**

<u>Acct #</u>	<u>Description</u>	<u>FY 2018 Budget</u>	<u>FY 2018 Projected</u>	<u>FY 2019 Budget</u>	<u>% Change Bud to Bud</u>
4800	<u>Memberships</u>				
01-45-0000-4810	Professional & Employees				
	CSDA	\$ 7,100	\$ 7,000	\$ 7,300	3%
	WEF\CWEA\SWRCB	\$ 5,000	\$ 5,000	\$ 5,000	0%
	CASA	\$ 8,800	\$ 8,600	\$ 8,900	1%
	Chamber - Encinitas	\$ 300	\$ 300	\$ 300	0%
	Chamber - Carlsbad	\$ 900	\$ 800	\$ 900	0%
	WateReuse	\$ 1,800	\$ 1,600	\$ 1,800	0%
	SDEA	\$ 600	\$ 700	\$ 700	17%
	SCAP	\$ 600	\$ 600	\$ 600	0%
	GFOA	\$ 200	\$ 200	\$ 200	0%
	CSMFO	\$ 200	\$ 200	\$ 200	0%
	Agua Hedionda World Water Day	\$ 800	\$ 800	\$ 800	0%
	Batiquitos Lagoon Foundation	\$ 2,500	\$ 2,500	\$ 2,500	0%
	N. County Human Resources (NCPA)	\$ 200	\$ 200	\$ 200	0%
	Total Memberships	\$ 29,000	\$ 28,500	\$ 29,400	1%
4900	<u>Office Expenses</u>				
01-45-0000-4910	Office and Cleaning Supplies	\$ 11,000	\$ 11,000	\$ 11,000	0%
01-45-0000-4920	Postage and Shipping	\$ 3,000	\$ 2,500	\$ 3,000	0%
01-45-0000-4925	File Archive Service	\$ 1,500	\$ 1,500	\$ 1,500	0%
01-45-0000-4930	Subscriptions:				
	Union Tribune	\$ 500	\$ 700	\$ 700	40%
	CA Labor Law Posters & Required Pamphlets	\$ 200	\$ 200	\$ 200	0%
	Misc. Publications	\$ 400	\$ 500	\$ 500	25%
	Total Subscriptions	\$ 1,100	\$ 1,400	\$ 1,400	27%
01-45-0000-4950	Computer Software and Misc. Hardware:				
	Accounting Software Support	\$ 7,500	\$ 7,500	\$ 7,800	4%
	Transfer Sewer Service Data to ASCI Format	\$ 600	\$ 600	\$ 600	0%
	Update Website with Security & Feature Improvements	\$ 2,000	\$ 2,000	\$ 3,100	55%
	Miscellaneous Computer Equipment	\$ 6,000	\$ 5,900	\$ 6,000	0%
	Software Renewals, Maintenance & Upgrades	\$ 17,000	\$ 7,200	\$ 17,000	0%
	Total Computer Service	\$ 33,100	\$ 23,200	\$ 34,500	4%
01-45-0000-4960	Burglar & Fire Alarm	\$ 1,200	\$ 1,100	\$ 1,200	0%
	Total Office Expenses	\$ 50,900	\$ 40,700	\$ 52,600	3%

**Leucadia Wastewater District
Administrative Services
Fiscal Year 2019 Operating Budget
Expense Detail**

<u>Acct #</u>	<u>Description</u>	<u>FY 2018 Budget</u>	<u>FY 2018 Projected</u>	<u>FY 2019 Budget</u>	<u>% Change Bud to Bud</u>
5200	<u>Professional Services</u>				
01-45-0000-5220	Legal Service				
	Board Meeting Attendance & Preparation	\$ 12,000	\$ 6,000	\$ 10,000	-17%
	Misc. Legal Services	\$ 38,000	\$ 19,000	\$ 40,000	5%
	Total Legal Services	<u>\$ 50,000</u>	<u>\$ 25,000</u>	<u>\$ 50,000</u>	0%
01-45-0000-5225	Financial Service				
	OPEB Actuarial	\$ 7,900	\$ 6,300	\$ -	-100%
	PERS Actuarial	\$ 1,700	\$ 700	\$ 1,000	-41%
	Investment Mgmt. Services	\$ 14,000	\$ 16,500	\$ 17,500	25%
	Financial Plan Update	\$ 50,000	\$ 49,900	\$ -	-100%
	Total Financial Services	<u>\$ 73,600</u>	<u>\$ 73,400</u>	<u>\$ 18,500</u>	-75%
01-45-0000-5226	Network Support/Consulting Services	<u>\$ 32,200</u>	<u>\$ 33,600</u>	<u>\$ 36,500</u>	13%
01-45-0000-5227	Management Support Services				
	Strategic Planning Facilitator	\$ -	\$ -	\$ 10,000	100%
	General Services	\$ 35,000	\$ 43,800	\$ 25,000	-29%
	Total Management Support Services	<u>\$ 35,000</u>	<u>\$ 43,800</u>	<u>\$ 35,000</u>	0%
01-45-0000-5230	Health Broker's Fees	\$ 500	\$ -	\$ 500	0%
01-45-0000-5240	Auditor				
	Annual Audit	\$ 22,100	\$ 22,100	\$ 23,000	4%
	Total Auditor	<u>\$ 22,100</u>	<u>\$ 22,100</u>	<u>\$ 23,000</u>	4%
01-45-0000-5250	Bank Fees	\$ 8,200	\$ 13,400	\$ 13,400	63%
01-45-0000-5260	Public Information				
	Outreach Program	\$ 45,000	\$ 50,000	\$ 56,000	24%
	Teacher Grant Program	\$ 5,000	\$ 2,000	\$ 5,000	0%
	Open House Event	\$ 36,000	\$ 35,300	\$ -	-100%
	Total Public Information	<u>\$ 86,000</u>	<u>\$ 87,300</u>	<u>\$ 61,000</u>	-29%
	Total Professional Services	<u>\$ 307,600</u>	<u>\$ 298,600</u>	<u>\$ 237,900</u>	-23%
5300	<u>Printing & Publishing</u>				
01-45-0000-5310	Advertising	\$ 4,500	\$ 4,000	\$ 4,500	0%
01-45-0000-5320	Printing (Newsletter Publishing)	\$ 25,000	\$ 19,000	\$ 25,000	0%
	Total Printing & Publishing	<u>\$ 29,500</u>	<u>\$ 23,000</u>	<u>\$ 29,500</u>	0%
5400	<u>Rents & Leases</u>				
01-45-0000-5420	Office Equipment Rental				
	Postage Meter	\$ 500	\$ 500	\$ 500	0%
	Copier Lease/Maintenance Contract	\$ 11,000	\$ 11,000	\$ 11,000	0%
		<u>\$ 11,500</u>	<u>\$ 11,500</u>	<u>\$ 11,500</u>	0%
	Total Rents & Leases	<u>\$ 11,500</u>	<u>\$ 11,500</u>	<u>\$ 11,500</u>	0%

**Leucadia Wastewater District
Administrative Services
Fiscal Year 2019 Operating Budget
Expense Detail**

<u>Acct #</u>	<u>Description</u>	<u>FY 2018 Budget</u>	<u>FY 2018 Projected</u>	<u>FY 2019 Budget</u>	<u>% Change Bud to Bud</u>
5500	<u>Repair & Maintenance</u>				
01-45-0000-5570	Office Equipment Repair & Maintenance				
	Telephone Equipment	\$ 500	\$ 600	\$ 500	0%
	Computers, Printers, Fax	\$ 1,000	\$ -	\$ 1,000	0%
	Total Repairs & Maintenance	\$ 1,500	\$ 600	\$ 1,500	0%
5700	<u>Training and Development</u>				
01-45-0000-5710	Training, Education & Conferences	\$ 37,700	\$ 35,000	\$ 37,700	0%
01-45-0000-5720	Mileage & Transportation	\$ 300	\$ 200	\$ 300	0%
01-45-0000-5735	Employee Recognition	\$ 7,000	\$ 6,500	\$ 7,000	0%
01-45-0000-5740	Meeting Supplies	\$ 2,000	\$ 2,000	\$ 2,000	0%
	Total Travel & Conferences	\$ 47,000	\$ 43,700	\$ 47,000	0%
5900	<u>Utilities</u>				
01-45-0000-5910	Telephone				
	Answering Service	\$ 1,100	\$ 1,100	\$ 1,100	0%
	Elevator/Emergency Phone Service	\$ 2,600	\$ 2,500	\$ 2,600	0%
	Telephone/Internet Service	\$ 18,000	\$ 17,700	\$ 18,000	0%
	Cellular Phone Service	\$ 12,300	\$ 12,000	\$ 12,300	0%
	Web Page Hosting	\$ 1,800	\$ 1,600	\$ 1,800	0%
	Total Utilities	\$ 35,800	\$ 34,900	\$ 35,800	0%
6000	<u>Unclassified</u>				
01-45-0000-6100	LAFCO Operations	\$ 8,000	\$ 6,900	\$ 7,500	-6%
	Total Unclassified	\$ 8,000	\$ 6,900	\$ 7,500	-6%
TOTAL ADMINISTRATION EXPENSES		\$ 782,200	\$ 723,300	\$ 742,000	-5%

LEUCADIA WASTEWATER DISTRICT FISCAL YEAR 2019 BUDGET DEVELOPMENT

Program Overview:

The FY19 Development Budget reflects the expenses associated with new development as it relates to the connection into the LWD's Sewer System. LWD development projects can range in scope from the connection of a sewer lateral from a single-family residence to the construction of new sewer mains and lateral connections from a large residential development. LWD Ordinance No. 119 stipulates that expenses for new development are to be paid for by the developer. Towards this end, the Development Budget consists of the following components:

Field Services Expenses: Field Services Department (FSD) staff is responsible for support functions associated with the connection of sewer service for new development. FSD support functions include the processing of requests for new connections and sewer pipelines to ensure compliance with LWD's Standard Specifications. All staff time associated with development activities is funded by the developer.

Professional Services: LWD out-sources engineering and inspection services. Engineers and inspectors work closely with LWD staff to review plans and specifications and inspect new facilities to ensure compliance with LWD's Standard Specifications. All engineering service fees associated with development activities are funded by the developer.



**Leucadia Wastewater District
Development Services
Fiscal Year 2019 Operating Budget
Expense Summary**

Account	Description	FY 2018 Budget	FY 2018 Projected	FY 2019 Budget	% Change Bud to Bud
Development Expenses:					
Labor:					
	Salaries & Benefits	\$ 4,202	\$ 5,400	\$ 5,220	24%
Non-Labor Expenses:					
5200	Professional Services				
5210	District Engineering Services	\$ 100,000	\$ 75,000	\$ 100,000	0%
5220	Legal Services	\$ 4,000	\$ 600	\$ 4,000	0%
5221	LAFCO Fees - Annexation	\$ 9,000	\$ 8,000	\$ 9,000	0%
5222	State Board - Annexation Fees	\$ 900	\$ 900	\$ 900	0%
	Total Professional Services	\$ 113,900	\$ 84,500	\$ 113,900	0%
	Total Development Expenses	\$ 118,102	\$ 89,900	\$ 119,120	1%

LEUCADIA WASTEWATER DISTRICT FISCAL YEAR 2019 CAPITAL BUDGET CAPITAL ACQUISITIONS

Program Overview:

The District's Capital Acquisition Program funds the purchase and procurement of equipment and services that typically have a value greater than \$5,000 and a useful life greater than 1 year. However, these expenditures are not of a magnitude that they are considered construction projects and are therefore not included in the District's annual Capital Improvement Program.

Wastewater Facilities equipment purchases and activities are funded through non-operating revenues and Capital Expenditure Reserves.

Recycled Water Facilities equipment purchases and activities are funded through the sale of recycled water and the Water Recycling Reserve Account and are necessitated by replacement related needs. Water Recycling expenditures do not impact the District's sewer service charge.



For the Wastewater Facilities, key components of the FY19 Capital Acquisition Program include the purchase of a new support work truck, a new emergency portable by-pass pump, two new emergency portable generators, and replacement of critical sewer maintenance equipment. The key component of the Recycled Water Facilities is a new chemical metering pump.

**Leucadia Wastewater District
Fiscal Year 2019 Capital Budget
Capital Acquisition Expense Summary**

<u>Account</u>	<u>Description</u>	<u>FY 2018 Budget</u>	<u>FY 2018 Projected</u>	<u>FY 2019 Budget</u>	<u>% Change Bud to Bud</u>
Wastewater (LWD Facilities)					
6310	Vehicle Acquisition	\$ 113,000	\$ 115,200	\$ 74,000	-35%
6320	Buildings & Grounds	\$ 25,000	\$ 24,500	\$ 30,000	20%
6350	Sewer Maintenance Equipment	\$ 47,500	\$ 47,200	\$ 382,600	705%
6360	Office Equipment	\$ 40,300	\$ 31,900	\$ -	-100%
6380	Pump Station Equipment	\$ 7,900	\$ 7,800	\$ 14,000	77%
Wastewater (Batiquitos Facilities)					
6380	Pump Station Equipment	\$ 32,500	\$ 32,300	\$ 33,500	3%
Total Wastewater Facilities		<u>\$ 266,200</u>	<u>\$ 258,900</u>	<u>\$ 534,100</u>	101%
Recycled Water					
6390	AWT Equipment	\$ 21,500	\$ 22,900	\$ 5,500	-74%
Total Recycled Water Facilities		<u>\$ 21,500</u>	<u>\$ 22,900</u>	<u>\$ 5,500</u>	-74%
Total Capital Acquisitions		<u>\$ 287,700</u>	<u>\$ 281,800</u>	<u>\$ 539,600</u>	88%

**Leucadia Wastewater District
Fiscal Year 2019 Capital Budget
Capital Acquisition Expense Detail**

Acct #	Description	FY 2018 Budget	FY 2018 Projected	FY 2019 Budget	% Change Bud to Bud
6300	Capital Acquisitions				
Wastewater (Leucadia Facilities)					
50-99-0000- 6310	Vehicle Acquisition				
	Large Truck	\$ 80,000	\$ 82,700	\$ -	-100%
	Confined Space Entry Equipment Trailer	\$ 33,000	\$ 32,500	\$ -	-100%
	Golf Cart	\$ -	\$ -	\$ 9,000	100%
	3/4 Ton Pickup Truck	\$ -	\$ -	\$ 65,000	100%
	Subtotal Vehicle Acquisition	\$ 113,000	\$ 115,200	\$ 74,000	-35%
50-99-0000- 6320	Buildings & Grounds				
	Refurbish Landscaping at Entrance	\$ 25,000	\$ 24,500	\$ -	-100%
	HVAC Rehabilitation	\$ -	\$ -	\$ 30,000	100%
	Subtotal Buildings & Grounds	\$ 25,000	\$ 24,500	\$ 30,000	20%
50-99-0000- 6350	Sewer Maintenance Equipment				
	Vactor Nozzle Kit	\$ 5,000	\$ 5,200	\$ 5,000	0%
	Replace CCTV Equipment	\$ 20,000	\$ 20,000	\$ 20,000	0%
	Critical Inventory (Domes/Rings/Couplings)	\$ 16,000	\$ 15,500	\$ 16,000	0%
	Emergency By-pass to Replace Big Blue	\$ -	\$ -	\$ 185,000	100%
	Microsoft Surface Pro Tablets (9)	\$ -	\$ -	\$ 14,000	100%
	Emergency (2) Portable Generators	\$ -	\$ -	\$ 136,100	100%
	Replace 2 Gas Monitors	\$ 6,500	\$ 6,500	\$ 6,500	0%
	Subtotal Sewer Maintenance Equipment	\$ 47,500	\$ 47,200	\$ 382,600	705%
50-99-0000- 6360	Office Equipment				
	Replace Computer Workstations	\$ 9,600	\$ 11,400	\$ -	-100%
	Replace Telephone System	\$ 19,700	\$ 18,000	\$ -	-100%
	Back up SCADA Server	\$ 11,000	\$ 2,500	\$ -	-100%
	Subtotal Office Equipment	\$ 40,300	\$ 31,900	\$ -	-100%
50-99-0000- 6380	Pump Station Equipment				
	Installed Outside light at RVPS	\$ 7,900	\$ 7,800	\$ -	-100%
	Pump Deragger Controller at DianaPS	\$ -	\$ -	\$ 14,000	
	Subtotal Pump Station Equipment	\$ 7,900	\$ 7,800	\$ 14,000	77%

**Leucadia Wastewater District
Fiscal Year 2019 Capital Budget
Capital Acquisition Expense Detail**

Acct #	Description	FY 2018 Budget	FY 2018 Projected	FY 2019 Budget	% Change Bud to Bud
<u>Wastewater (Batiquitos Joint Facilities)</u>					
50-99-0022- 6380	Pump Station Equipment				
	Vaughan Chopper Pump	\$ 21,000	\$ 21,000	\$ 21,200	1%
	Chopper Pump Control Panel	\$ -	\$ -	\$ 12,300	100%
	Spare Main Breaker	\$ 11,500	\$ 11,300	\$ -	-100%
	Subtotal Pump Station Equipment	\$ 32,500	\$ 32,300	\$ 33,500	3%
TOTAL WASTEWATER FACILITIES		\$ 266,200	\$ 258,900	\$ 534,100	101%
<u>Recycled Water Facilities</u>					
50-99-0019- 6390	AWT Equipment				
	Refrigerated Sampler	\$ 7,500	\$ 7,800	\$ -	-100%
	Replace Irrigation Pumps	\$ 14,000	\$ 15,100	\$ -	-100%
	Chemical Metering Pump	\$ -	\$ -	\$ 5,500	100%
	Subtotal AWT Equipment	\$ 21,500	\$ 22,900	\$ 5,500	-74%
TOTAL RECYCLED WATER FACILITIES		\$ 21,500	\$ 22,900	\$ 5,500	-74%
Total Capital Acquisitions		\$ 287,700	\$ 281,800	\$ 539,600	88%

**LEUCADIA WASTEWATER DISTRICT
CAPITAL PROGRAM - CAPITAL IMPROVEMENT PROJECT APPROPRIATIONS SUMMARY
FISCAL YEAR 2019**

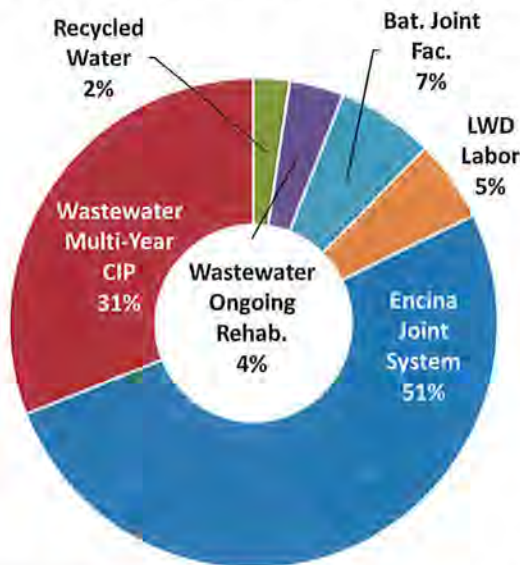
Location Code	Projects	Prior Appropriations	Projected Cumulative Expenditures	Projected Remaining Appropriations	Projected Carryover	FY 2019 Appropriation	Projected Remaining CIP Appropriation
		1	2	3 = (1 - 2)	4	5	6 =(4 + 5)
Wastewater Program							
<i>Leucadia Facilities Multi-year CIP:</i>							
0357	La Costa G.C./Quebrada Realignment Project	\$ 457,500	\$ 54,200	\$ 403,300	\$ 403,300	\$ 794,000	\$ 1,197,300
0358	Leucadia Pump Station Rehabilitation	\$ 307,000	\$ 161,800	\$ 145,200	\$ 145,200	\$ 1,132,000	\$ 1,277,200
0363	FY18 Gravity Pipeline CIPP Rehabilitation	\$ 975,600	\$ 187,100	\$ 788,500	\$ 788,500	\$ -	\$ 788,500
0364	Encinitas Estates Pump Station Replacement	\$ 1,195,000	\$ 16,500	\$ 1,178,500	\$ 1,178,500	\$ -	\$ 1,178,500
0365	Orchard Wood Rd. Sewer Rehabilitation	\$ 194,700	\$ 16,500	\$ 178,200	\$ 178,200	\$ 213,300	\$ 391,500
0369	HQ Building Metering Switchboard Installation	\$ 90,000	\$ 82,300	\$ 7,700	\$ 7,700	\$ -	\$ 7,700
0370	Pump Station Assessment	\$ -	\$ -	\$ -	\$ -	\$ 38,500	\$ 38,500
	Leucadia Multi-year CIP Total:	\$ 3,219,800	\$ 518,400	\$ 2,701,400	\$ 2,701,400	\$ 2,177,800	\$ 4,879,200
<i>Leucadia Facilities Ongoing Rehabilitation:</i>							
0077	Misc. Pipeline / Manhole Rehabilitation	\$ 134,100	\$ 50,000	\$ 84,100	n/a	\$ 150,000	\$ 150,000
0323	Lateral Repl. / Backflow Preventer Program	\$ 102,000	\$ 38,000	\$ 64,000	n/a	\$ 102,000	\$ 102,000
	Leucadia Rehab Total:	\$ 236,100	\$ 88,000	\$ 148,100	n/a	\$ 252,000	\$ 252,000
<i>Batiquitos Joint Facilities:</i>							
0361	Poinsettia Station Gravity Pipeline Project	\$ 781,000	\$ 568,100	\$ 212,900	\$ 212,900	\$ 259,000	\$ 471,900
0374	Batiquitos FM (B3) Discharge Section Repl.	\$ -	\$ -	\$ -	\$ -	\$ 193,500	\$ 193,500
	Jointly-Owned Facilities Total:	\$ 781,000	\$ 568,100	\$ 212,900	\$ 212,900	\$ 452,500	\$ 665,400
<i>Encina Joint System:</i>							
0072	Capital Improvement Projects	\$ 8,351,125	\$ 6,349,107	\$ 2,002,018	\$ 2,002,018	\$ 3,397,246	\$ 5,399,264
	Planned Asset Replacement	\$ 123,335	\$ -	\$ 123,335	n/a	\$ 154,902	\$ 154,902
	Capital Acquisitions	\$ 50,988	\$ -	\$ 50,988	n/a	\$ 50,652	\$ 50,652
	EWA Capital Program Total	\$ 8,525,448	\$ 6,349,107	\$ 2,176,341	\$ 2,002,018	\$ 3,602,800	\$ 5,604,818
Recycled Water Program							
<i>Recycled Water Projects:</i>							
0328	North SD Water Reuse Coalition Project	\$ 315,000	\$ 231,500	\$ 83,500	\$ 83,500	\$ 33,000	\$ 116,500
0367	B1 Force Main - North Section Replacement	\$ 440,000	\$ 22,200	\$ 417,800	\$ 417,800	\$ 136,500	\$ 554,300
	Recycled Water Program Total:	\$ 755,000	\$ 253,700	\$ 501,300	\$ 501,300	\$ 169,500	\$ 670,800
0302	Professional Services	\$ 30,000	\$ 6,000	\$ 24,000	n/a	\$ 5,000	\$ 5,000
0499	LWD Labor	\$ 334,327	\$ 332,000	\$ 2,327	n/a	\$ 382,962	\$ 382,962
	CAPITAL PROGRAM TOTAL	\$ 13,881,675	\$ 8,115,307	\$ 5,766,368	\$ 5,417,618	\$ 7,042,562	\$ 12,460,180

LEUCADIA WASTEWATER DISTRICT FISCAL YEAR 2019 CAPITAL BUDGET CAPITAL IMPROVEMENT PROGRAM

Program Overview

The Capital Improvement Program (CIP) represents a plan for all improvements to the existing Leucadia Wastewater District (LWD) infrastructure and facilities, including additions, replacement and rehabilitation. The Asset Management Plan (AMP) serves as the District's infrastructure replacement and rehabilitation plan. Included with the AMP is a 20-Year CIP Financial Plan that provides an estimate of the expenditures needed to improve and maintain the facilities up to 2033. The CIP budget attempts to integrate all of the planning aspects of the AMP and the CIP Financial Plan into a document that serves as a tool to provide management control of capital expenditures.

The Fiscal Year 2019 (FY19) CIP continues the capital budgeting approach established in FY04. The funds appropriated in prior fiscal years for certain CIP projects, that have not been expended, will be carried over into FY19. The purpose of the carryover is twofold: 1) to avoid re-budgeting the same funds for those projects that will overlap fiscal years and 2) to allow better financial management of the CIP. Prior appropriations will be carried over for only those identified CIP projects that have a finite life and not for annual unspecified rehabilitation or repair projects, professional services or LWD Labor. The FY19 Budget includes carryover appropriations for the La Costa Golf Course Gravity Line Improvements (retitled to La Costa Golf Course Line / Quebrada Realignment), Leucadia Pump Station Rehabilitation, FY18 Gravity Pipeline CIPP Rehabilitation, Encinitas Estates Pump Station Replacement, Orchard Wood Road Sewer Rehabilitation, Poinsettia Station Gravity Pipeline Project, Encina Capital Improvement Projects, North San Diego Water Reuse Coalition (NSDWRC) and the B1 Force Main North Section Replacement Projects. Additional appropriations are added in FY19 for the continued construction of FY18 projects which include the La Costa Golf Course Line / Quebrada Realignment, Leucadia Pump Station Rehabilitation, Orchard Wood Road Sewer Rehabilitation, Poinsettia Station Gravity Pipeline Project, North San Diego Water Reuse Coalition (NSDWRC), and B1 Force Main North Section Replacement Projects. In addition, new appropriations are included for a Pump Station Assessment and Batiquitos (B3) Force Main Discharge Section Replacement.



The CIP is separated into the following categories: Wastewater Enterprise Multi-year CIP Projects, Wastewater Enterprise Ongoing Rehabilitation, Batiquitos Jointly Owned Facilities, Encina Joint System Capital Program, Recycled Water Program, Professional Services, and LWD Labor. The Wastewater Enterprise Multi-year CIP and Batiquitos Jointly Owned Facilities Projects are designed to meet the District's major rehabilitation and replacement needs. Due to the increase in Closed Circuit Television (CCTV) Inspections, LWD also maintains an Ongoing Rehabilitation program to immediately perform more urgent capital repairs to manholes and sewer lines. The Encina Joint System Capital Program items reflect LWD's commitment, as a joint owner of the Encina Joint System, to the replacement and expansion of those treatment facilities. The Professional Services account funds outsourced engineering service that are intended to act as an

extension of LWD staff. LWD Labor reflects the level of staff effort needed to implement and administer the CIP. The pie chart summarizes the costs associated with each of the components. The following pages summarize the specific CIP Projects that are ongoing or proposed for FY19.

**LEUCADIA WASTEWATER DISTRICT
FISCAL YEAR 2019 CAPITAL BUDGET
CAPITAL IMPROVEMENT PROGRAM DETAIL SUMMARY**

Wastewater Enterprise Multi-year CIP

La Costa Golf Course Line / Quebrada Realignment (Location Code No. 0357)

In November 2015, the emergency Cured-In-Place Pipe (CIPP) lining of an exposed section of the La Costa Golf Course gravity line was completed as structural reinforcement of the pipeline in anticipation of the predicted El Niño weather pattern. Due to the complexity involved with the permanent repair of the San Marcos Creek crossing and the condition of the remaining section of the gravity line in the golf course, other repair or pipeline realignment options were evaluated.

In July 2017, the District solicited bids for the 2017 Gravity Pipeline Rehabilitation and La Costa Gravity Sewer Alteration Project. The project included both cured-in-place pipe (CIPP) lining, manhole rehabilitation and open trench construction to alter the alignment of a section of the La Costa Golf Course Gravity Line. The District received one bid for the project. The bid was very high compared to the Engineer's estimated cost of construction. As a result of the single high bid received, the bid was rejected.

Based on this experience, staff decided to separate the CIPP work from the La Costa Golf Course Alteration open trench work and rebid the project. At that time, the realignment of the Quebrada Circle was removed from the 2017 Gravity Pipeline Rehabilitation because it required evaluation of repair/replacement options and open trench construction. Subsequently, the La Costa Golf Course Gravity Sewer Alteration Project was combined with the Quebrada Circle Gravity Line realignment to form a single open trench construction project. The project title has been changed to the La Costa Golf Course Line / Quebrada Realignment Project to reflect these changes. The FY19 appropriation is for the estimated construction cost.

FY19 Total Appropriations

\$794,000

Leucadia Pump Station Rehabilitation (Location Code No. 0358)

In 2014 Infrastructure Engineering Corporation (IEC) completed the District's pump station assessment and recommended that improvements be constructed for the Leucadia Pump Station. In September 2016, IEC commenced design of the project. As project design progressed, staff discovered extremely high levels of hydrogen sulfide (H₂S) at the discharge end of the Leucadia (L2) Force Main. Staff and District Engineer (DE) Wilson evaluated and field tested several operational adjustments to reduce the H₂S level. However, no significant H₂S reduction resulted from the field tests. At that time it was determined that an evaluation and redesign of the mechanical system was required to reduce the H₂S levels. As a result, the project transformed into a major pump station rehabilitation project requiring revision of the original project scope to include evaluation and replacement of the pumps, piping, discharge header and check valve configuration. It should be noted that the last major rehabilitation of LPS was completed in July 2006. IEC's previous design effort was put on hold until the new project scope could be determined. Staff, DE Wilson and IEC collaborated to develop and finalize the additional project objectives to be incorporated into the original project scope. The project has transitioned into the design phase and the engineering design services have been authorized. The appropriation is needed to complete the design and provide initial construction funding for the project. It is anticipated that additional construction funds will be budgeted in FY20 to complete construction.

FY19 Total Appropriations

\$1,132,000

FY18 Gravity Pipeline CIPP Rehabilitation Project (Location Code No. 0363)

Field Service Staff continues CCTV inspections of the collection system. As a result, significant defects are continuously being discovered in numerous pipeline segments that require rehabilitation or repair to prevent Sanitary Sewer Overflows (SSO). Staff uses the Repair Priority List to maintain a listing of gravity pipeline and manhole defects requiring repair or rehabilitation.

In July 2017 the District solicited bids for the 2017 Gravity Pipeline Rehabilitation and La Costa Gravity Sewer Alteration Project. The project included both cured-in-place pipe (CIPP) lining, manhole rehabilitation and open trench construction to alter the alignment of a section of the La Costa Golf Course Gravity Line. The District received one bid for the project. The bid was very high compared to the Engineer's estimated cost of construction. As a result of the single high bid received, the bid was rejected.

Therefore, staff decided to separate the CIPP work from the open trench work and combine the CIPP lining rehabilitation work for both Fiscal Years 2017 and 2018 to form a bigger project. The project was rebid in January 2018 and is currently under construction. No additional appropriation is needed for FY19.

FY19 Total Appropriations

None

Encinitas Estates Pump Station Replacement (Location Code No. 0364)

The Asset Management Plan (AMP) recommended that a pump station condition assessment be completed to evaluate all components (controls, electrical, mechanical, and structural) of all District pump stations. IEC completed the pump station assessment and recommended that the Encinitas Estates Pump Station be replaced with a submersible pump station. Replacing the Smith and Loveless packaged pump station with a submersible pump station will improve operations and maintenance accessibility and provide a safer environment for field services staff. No additional appropriation is needed for FY19.

FY19 Total Appropriations

None

Orchard Wood Road Line Repair Project (Location Code 0365)

The gravity pipeline in an easement at the end of Orchard Wood Road in the City of Encinitas has a major sag which causes a significant amount of grit and grease to accumulate in the line. This line segment is on the Special Maintenance Activity (SMA) list and requires frequent cleaning. The segment is listed as a top priority line on the Repair Priority List. However, the easement is located in an environmentally sensitive area south and east of the intersection of El Camino Real and Olivenhain Road. It is anticipated that the repair or rehabilitation of this line will require California Environmental Quality Act (CEQA) compliance. Therefore, it is being designed and constructed as an individual project. The FY19 appropriation is for design and construction of the project.

FY19 Total Appropriations

\$213,300

Headquarters Building Metering Switchboard Installation (Location Code No. 0369)

In the past, all facilities on the District's campus received electric power through a single meter. The physical separating of the services from the Headquarters Building (HQ Bldg) is complete. Shifting the electric rate for Leucadia Pump Station and Gafner Advanced Water Treatment Facility to an agricultural pumping rate (ag rate) has resulted in a significant reduction in electric costs to operate those facilities. However, the administrative switch within San Diego Gas & Electric is still being processed. Therefore, the account will remain active until the administrative process is complete. No additional appropriation is needed for FY19.

FY19 Total Appropriation

None

Pump Station Condition Assessment (Location Code No. 0370)

The Asset Management Plan (AMP) recommended a condition assessment to evaluate all components (controls, electrical, mechanical and structural) of the District's Avocado, Diana and Rancho Verde Pump Stations be completed in FY19. The results of this assessment will justify and provide the foundation for future pump station rehabilitation work for the designated pump stations. The appropriation is to cover the estimated cost for this assessment.

FY19 Total Appropriations

\$38,500

Wastewater Enterprise Ongoing Rehabilitation

Miscellaneous Pipeline Rehabilitation (Location Code No. 0077)

The Miscellaneous Pipeline Rehabilitation account is used to rehabilitate, reline or replace pipelines and manholes that require immediate attention. The necessary repairs are identified through LWD's CCTV inspections. The raising of manholes, as part of Carlsbad's and Encinitas' annual street overlay projects, is paid from this account. Additionally, urgent unforeseen repairs to the collection system, such as loose manhole covers due to broken manhole rings, are repaired with this appropriation.

FY19 Total Appropriations

\$150,000

Lateral Replacement / Backflow Preventer Program (Location Code No. 0323)

In a typical sewer collection system, broken/leaking laterals are responsible for 30% to 70% of Inflow and Infiltration (I&I). This represents a potential for significantly decreasing the capacity of the sewer mains and treatment plant, resulting in sewer spills, beach closures, house flooding, and NPDES violations. Therefore, eliminating I&I through repair/replacement of damaged/leaking private laterals ensures collection system integrity and protects public health. Additionally, although most builders comply with the Uniform Plumbing Code requirement to install back flow prevention devices in house laterals where the lowest drain is lower than the rim of the upstream manhole, homes built before 2000 either do not have these devices or the devices no longer work properly due to poor or no maintenance. The implementation of a District re-imbursment program, of up to \$3000 per residence, for lateral replacement and backflow preventer installation is an effective and efficient way to ensure public health and safety and for environmental protection.

FY19 Total Appropriations

\$102,000

Batiquitos Jointly Owned Facilities

Poinsettia Station Gravity Line Project (Location Code No. 0361)

SANDAG's Poinsettia Station Improvements (POSI) Project is currently under construction. POSI requires the District to extend the protective casements surrounding the Lanikai Trunk Sewer and Secondary Effluent Force Main (B1) which run under the train tracks. Additionally, the District is constructing a second parallel encased gravity pipeline under the tracks as part of this project. The FY 19 appropriation is needed to fulfil the District's obligation, as stated in the NCTD License Agreements for the pipeline crossings, to extend the casings as part of POSI.

FY19 Total Appropriations

\$259,000

Batiquitos FM (B3) Discharge Section Replacement (Location Code No. 0374)

In the recent past, the District has completed two force main replacement projects. During the construction of these projects it was observed that the ends of the metallic force mains sustained significant internal corrosion due to exposure to air when the flow transitions from pressurized to gravity. Based on this observation, Staff believes it is prudent to replace the end of the Batiquitos (B3) Force Main before it fails due to corrosion. The FY 19 appropriation is needed for project design and construction.

FY19 Total Appropriations

\$193,500

Encina Joint System

EWA Capital Program (Location Code No. 0072)

This account includes prorated appropriations, based on the LWD's ownership of the EWA Joint System, required to fund its Capital Program costs. The District's prorated budget is estimated based on a factor of 16.8% for LWD's weighted ownership of the EWA Unit I (Plant), and 16.42% for LWD's ownership of Unit J (Ocean Outfall) facilities. The LWD will be assessed fees based on its actual ownership of the facilities being improved as part of the EWA's quarterly billing process.

The proposed FY19 EWA budget includes funding for the FY19 Major Rehabilitation Projects, Planned Asset Replacement, Capital Acquisition, EWA Labor, and Professional Services. LWD's portion of this work totals \$3,602,800 with \$3,397,246 for Capital Projects, \$154,902 for Planned Asset Replacement and \$50,652 for Capital Acquisitions.

FY19 Total Appropriations

\$3,602,800

Recycled Water Facilities

North San Diego Water Reuse Coalition Project (NSDWRCP) (Location Code No. 0328)

The District is one of ten agencies that participate in the NSDWRCP. The first phase of the project was to complete a study to assist North San Diego County water and wastewater agencies to identify the benefits of regionalizing their existing systems and planned reclamation projects to further maximize the production and use of recycled water. The study identified new local and regional recycled water projects that will provide additional recycled water supplies to the local water agencies beyond what they could produce or utilize individually. The individual projects were combined into the NSDWR Regional Recycled Water Project (Project). The Project and the associated Feasibility Study is being used to apply for US Bureau of Reclamation Title XVI grant funds, San Diego Integrated Regional Water Management Proposition 84 grant funding and Water Resources Reform and Development Act funding for the construction of various recycled water facilities identified in the study within each of the north county agencies. The lobbying contract has been executed with BlueWater Strategies (formerly The Furman Group) to lobby for the Title XVI and WRDA funds. The FY19 appropriation is needed to continue the District's participation in the Coalition.

FY19 Total Appropriations

\$33,000

Secondary Effluent Force Main (B1) - North Section Replacement (Location Code No. 0367)

In October 2016, the Secondary Effluent Force Main (B1) that transports secondary effluent from the Encina Water Pollution Control Facility back to the Gafner Advanced Water Treatment Facility (Gafner) failed. The B1 is a 16-inch ductile iron pipe. The failure occurred on Encina Wastewater Authority's property. Approximately 40 feet of the force main was repaired. The removed section was evaluated by RFYeager Engineering, corrosion engineers. The evaluation determined that there is a likelihood that

internal corrosion has occurred in the adjacent sections of pipe and there is a high risk of future failures occurring. This project will replace approximately 850 feet of the B1 from the effluent pump station to just beyond the October 2016 failure point. The design has been completed and the project is being submitted for grant funding as part of the North San Diego Water Reuse Coalition project. The FY19 appropriation is needed for project construction based on an updated construction cost estimate.

FY19 Total Appropriations **\$136,500**


Professional Services (Location Code No. 0302) **\$5,000**

LWD Labor (Location Code No. 0499) **\$382,962**

TOTAL NEW FY19 CIP APPROPRIATIONS **\$ 7,042,562**

TOTAL PRIOR YEAR CARRYOVER **\$ 5,417,618**

TOTAL CIP APPROPRIATIONS **\$ 12,460,180**



**LEUCADIA WASTEWATER DISTRICT
CAPITAL PROGRAM - CAPITAL IMPROVEMENT PROJECT APPROPRIATIONS
FISCAL YEAR 2019**

Description	Account No.	FY 2018 Budget	FY 2019 Budget	Cost Allocation	
				Growth	Replacement
Leucadia Facilities Multi-year Projects					
La Costa G.C. & Quebrada Realignment Project	0357			0%	100%
Direct Labor	50-51-0357-4110	\$ -	\$ 10,000	\$ -	\$ 10,000
Consultant Engineering Services-Design	50-51-0357-5211	\$ -	\$ -	\$ -	\$ -
Consultant Engineering Services-Study	50-51-0357-5211	\$ -	\$ -	\$ -	\$ -
Office Engineering	50-51-0357-5211	\$ -	\$ -	\$ -	\$ -
Construction Management	50-51-0357-5212	\$ -	\$ -	\$ -	\$ -
District Engineering Services	50-51-0357-5213	\$ -	\$ 2,500	\$ -	\$ 2,500
Permitting/Environmental	50-51-0357-5214	\$ -	\$ -	\$ -	\$ -
Public Outreach	50-51-0357-5216	\$ -	\$ -	\$ -	\$ -
Legal	50-51-0357-5220	\$ -	\$ 2,000	\$ -	\$ 2,000
Construction	50-51-0357-6499	\$ -	\$ 779,500	\$ -	\$ 779,500
Total La Costa G.C. & Quebrada Realignment Project		\$ -	\$ 794,000	\$ -	\$ 794,000
Leucadia Pump Station Rehabilitation	0358			7%	93%
Direct Labor	50-51-0358-4110	\$ -	\$ 20,000	\$ 1,400	\$ 18,600
Consultant Engineering Services-Design	50-51-0358-5211	\$ -	\$ 233,200	\$ 16,324	\$ 216,876
Office Engineering	50-51-0358-5211	\$ -	\$ 116,600	\$ 8,162	\$ 108,438
Construction Management	50-51-0358-5212	\$ -	\$ 242,200	\$ 16,954	\$ 225,246
District Engineering Services	50-51-0358-5213	\$ -	\$ 20,000	\$ 1,400	\$ 18,600
Permitting/Environmental	50-51-0358-5214	\$ -	\$ -	\$ -	\$ -
Public Outreach	50-51-0358-5216	\$ -	\$ -	\$ -	\$ -
Legal	50-51-0358-5220	\$ -	\$ -	\$ -	\$ -
Construction	50-51-0358-6499	\$ -	\$ 500,000	\$ 35,000	\$ 465,000
Total Leucadia Pump Station Rehabilitation		\$ -	\$ 1,132,000	\$ 79,240	\$ 1,052,760
FY18 Gravity Pipeline CIPP Rehabilitation	0363			0%	100%
Direct Labor	50-51-0363-4110	\$ 8,000	\$ -	\$ -	\$ -
Consultant Engineering Services-Design	50-51-0363-5211	\$ 60,000	\$ -	\$ -	\$ -
Office Engineering	50-51-0363-5211	\$ 40,000	\$ -	\$ -	\$ -
Construction Management	50-51-0363-5212	\$ 60,000	\$ -	\$ -	\$ -
District Engineering Services	50-51-0363-5213	\$ 5,000	\$ -	\$ -	\$ -
Permitting/Environmental	50-51-0363-5214	\$ -	\$ -	\$ -	\$ -
Public Outreach	50-51-0363-5216	\$ -	\$ -	\$ -	\$ -
Legal	50-51-0363-5220	\$ 2,000	\$ -	\$ -	\$ -
Construction	50-51-0363-6499	\$ 440,000	\$ -	\$ -	\$ -
Total FY18 Gravity Pipeline CIPP Rehabilitation		\$ 615,000	\$ -	\$ -	\$ -
Encinitas Estates Pump Station Replacement	0364			8%	92%
Direct Labor	50-51-0364-4110	\$ 10,000	\$ -	\$ -	\$ -
Consultant Engineering Services-Design	50-51-0364-5211	\$ 129,000	\$ -	\$ -	\$ -
Office Engineering	50-51-0364-5211	\$ 43,000	\$ -	\$ -	\$ -
Construction Management	50-51-0364-5212	\$ 60,000	\$ -	\$ -	\$ -
District Engineering Services	50-51-0364-5213	\$ 5,000	\$ -	\$ -	\$ -
Permitting/Environmental	50-51-0364-5214	\$ -	\$ -	\$ -	\$ -
Public Outreach	50-51-0364-5216	\$ -	\$ -	\$ -	\$ -
Legal	50-51-0364-5220	\$ 2,000	\$ -	\$ -	\$ -
Construction	50-51-0364-6499	\$ 946,000	\$ -	\$ -	\$ -
Total Encinitas Estates Pump Station Replacement		\$ 1,195,000	\$ -	\$ 0	\$ -
Orchard Wood Rd. Sewer Rehabilitation	0365			0%	100%
Direct Labor	50-51-0365-4110	\$ 3,000	\$ 2,000	\$ -	\$ 2,000
Consultant Engineering Services-Design	50-51-0365-5211	\$ 21,000	\$ 27,000	\$ -	\$ 27,000
Office Engineering	50-51-0365-5211	\$ 12,600	\$ 11,400	\$ -	\$ 11,400
Construction Management	50-51-0365-5212	\$ 16,800	\$ 31,200	\$ -	\$ 31,200
District Engineering Services	50-51-0365-5213	\$ 5,000	\$ 2,500	\$ -	\$ 2,500
Permitting/Environmental	50-51-0365-5214	\$ 30,000	\$ -	\$ -	\$ -
Public Outreach	50-51-0365-5216	\$ -	\$ -	\$ -	\$ -
Legal	50-51-0365-5220	\$ 5,500	\$ -	\$ -	\$ -
Construction	50-51-0365-6499	\$ 100,800	\$ 139,200	\$ -	\$ 139,200
Total Orchard Wood Rd. Sewer Rehabilitation		\$ 194,700	\$ 213,300	\$ -	\$ 213,300

**LEUCADIA WASTEWATER DISTRICT
CAPITAL PROGRAM - CAPITAL IMPROVEMENT PROJECT APPROPRIATIONS
FISCAL YEAR 2019**

Description	Account No.	FY 2018		FY 2019		Cost Allocation	
		Budget		Budget		Growth	Replacement
HQ Bldg. Metering Switchboard Installation	0369					0%	100%
Direct Labor	50-51-0369-4110	\$ 5,000	\$ -	\$ -	\$ -	\$ -	\$ -
Consultant Engineering Services-Design	50-51-0369-5211	\$ 5,000	\$ -	\$ -	\$ -	\$ -	\$ -
Office Engineering	50-51-0369-5211	\$ 5,000	\$ -	\$ -	\$ -	\$ -	\$ -
Construction Management	50-51-0369-5212	\$ 5,000	\$ -	\$ -	\$ -	\$ -	\$ -
District Engineering Services	50-51-0369-5213	\$ -	\$ -	\$ -	\$ -	\$ -	\$ -
Permitting/Environmental	50-51-0369-5214	\$ -	\$ -	\$ -	\$ -	\$ -	\$ -
Public Outreach	50-51-0369-5216	\$ -	\$ -	\$ -	\$ -	\$ -	\$ -
Legal	50-51-0369-5220	\$ -	\$ -	\$ -	\$ -	\$ -	\$ -
Construction	50-51-0369-6499	\$ 70,000	\$ -	\$ -	\$ -	\$ -	\$ -
Total HQ Bldg. Metering Switchboard Installation		\$ 90,000		\$ -		\$ -	\$ -
Pump Station Assessment	0370					0%	100%
Direct Labor	50-51-0370-4110	\$ -	\$ -	\$ 1,000	\$ -	\$ -	\$ 1,000
Consultant Engineering Services-Design	50-51-0370-5211	\$ -	\$ -	\$ 30,000	\$ -	\$ -	\$ 30,000
Office Engineering	50-51-0370-5211	\$ -	\$ -	\$ -	\$ -	\$ -	\$ -
Construction Management	50-51-0370-5212	\$ -	\$ -	\$ -	\$ -	\$ -	\$ -
District Engineering Services	50-51-0370-5213	\$ -	\$ -	\$ 7,500	\$ -	\$ -	\$ 7,500
Permitting/Environmental	50-51-0370-5214	\$ -	\$ -	\$ -	\$ -	\$ -	\$ -
Public Outreach	50-51-0370-5216	\$ -	\$ -	\$ -	\$ -	\$ -	\$ -
Legal	50-51-0370-5220	\$ -	\$ -	\$ -	\$ -	\$ -	\$ -
Construction	50-51-0370-6499	\$ -	\$ -	\$ -	\$ -	\$ -	\$ -
Total Pump Station Assessment		\$ -		\$ 38,500		\$ -	\$ 38,500
Leucadia Facilities Ongoing Rehabilitation							
Misc. Pipeline/Manhole Repair	0077					0%	100%
Direct Labor	50-51-0077-4110	\$ 3,000	\$ -	\$ -	\$ -	\$ -	\$ -
Design	50-51-0077-5211	\$ -	\$ -	\$ -	\$ -	\$ -	\$ -
Construction Management	50-51-0077-5212	\$ 25,000	\$ -	\$ 25,000	\$ -	\$ -	\$ 25,000
District Engineering Services	50-51-0077-5213	\$ -	\$ -	\$ -	\$ -	\$ -	\$ -
Environmental	50-51-0077-5214	\$ -	\$ -	\$ -	\$ -	\$ -	\$ -
Public Outreach	50-51-0077-5216	\$ -	\$ -	\$ -	\$ -	\$ -	\$ -
Romac Couplings (Inventory)	50-51-0077-6498	\$ 10,000	\$ -	\$ -	\$ -	\$ -	\$ -
Construction (pipeline)	50-51-0077-6499	\$ 71,100	\$ -	\$ 100,000	\$ -	\$ -	\$ 100,000
Construction (manhole)	50-51-0077-6499	\$ 25,000	\$ -	\$ 25,000	\$ -	\$ -	\$ 25,000
Manhole Raising (Encinitas Overlay Project)	50-51-0077-6499	\$ -	\$ -	\$ -	\$ -	\$ -	\$ -
Total Misc. Pipeline/Manhole Repair		\$ 134,100		\$ 150,000		\$ -	\$ 150,000
Lateral Repl / Backflow Preventer Program	0323					0%	100%
Direct Labor	50-51-0323-4110	\$ 2,000	\$ -	\$ 2,000	\$ -	\$ -	\$ 2,000
Program costs	50-51-0323-6499	\$ 100,000	\$ -	\$ 100,000	\$ -	\$ -	\$ 100,000
Total Lateral Repl / Backflow Preventer Program		\$ 102,000		\$ 102,000		\$ -	\$ 102,000
Batiquitos Joint Facilities							
Poinsettia Station Gravity Pipeline Project	0361					50%	50%
Direct Labor	50-51-0361-4110	\$ -	\$ -	\$ 7,000	\$ 3,500	\$ 3,500	\$ -
Consultant Engineering Services-Design	50-51-0361-5211	\$ -	\$ -	\$ -	\$ -	\$ -	\$ -
Office Engineering	50-51-0361-5211	\$ -	\$ -	\$ -	\$ -	\$ -	\$ -
Construction Management	50-51-0361-5212	\$ -	\$ -	\$ -	\$ -	\$ -	\$ -
District Engineering Services	50-51-0361-5213	\$ 15,000	\$ -	\$ 10,000	\$ 5,000	\$ 5,000	\$ -
Permitting/Environmental	50-51-0361-5214	\$ -	\$ -	\$ -	\$ -	\$ -	\$ -
Public Outreach	50-51-0361-5216	\$ -	\$ -	\$ -	\$ -	\$ -	\$ -
Legal	50-51-0361-5220	\$ -	\$ -	\$ 5,000	\$ 2,500	\$ 2,500	\$ -
Construction	50-51-0361-6499	\$ -	\$ -	\$ 237,000	\$ 118,500	\$ 118,500	\$ -
Total Poinsettia Station Gravity Pipeline Project		\$ 15,000		\$ 259,000	\$ 129,500	\$ 129,500	\$ -

**LEUCADIA WASTEWATER DISTRICT
CAPITAL PROGRAM - CAPITAL IMPROVEMENT PROJECT APPROPRIATIONS
FISCAL YEAR 2019**

Description	Account No.	FY 2018 Budget	FY 2019 Budget	Cost Allocation Growth	Replacement
Batiquitos FM (B3) Discharge Section Repl	0374			11%	89%
Direct Labor	50-51-0374-4110	\$ -	\$ 5,000	\$ 550	\$ 4,450
Consultant Engineering Services-Design	50-51-0374-5211	\$ -	\$ 54,000	\$ 5,940	\$ 48,060
Office Engineering	50-51-0374-5211	\$ -	\$ 36,000	\$ 3,960	\$ 32,040
Construction Management	50-51-0374-5212	\$ -	\$ 36,000	\$ 3,960	\$ 32,040
District Engineering Services	50-51-0374-5213	\$ -	\$ 2,500	\$ 275	\$ 2,225
Permitting/Environmental	50-51-0374-5214	\$ -	\$ -	\$ -	\$ -
Public Outreach	50-51-0374-5216	\$ -	\$ -	\$ -	\$ -
Legal	50-51-0374-5220	\$ -	\$ -	\$ -	\$ -
Construction	50-51-0374-6499	\$ -	\$ 60,000	\$ 6,600	\$ 53,400
Total Batiquitos FM (B3) Discharge Section Repl		\$ -	\$ 193,500	\$ 21,285	\$ 172,215
Encina Joint Treatment Facility					
Encina Joint Treatment Facilities Capital Program	0072			0%	100%
<u>Capital Projects</u>					
Direct Labor	50-51-0072-4110	\$ 10,000	\$ 10,000	\$ -	\$ 10,000
Capital Improvement Projects / Capital Labor	50-51-0072-6420	\$ 2,268,968	\$ 3,387,246	\$ -	\$ 3,387,246
Total Capital Projects		\$ 2,278,968	\$ 3,397,246	\$ -	\$ 3,397,246
Encina Joint System Planned Asset Replacement	50-51-0072-6420	\$ 123,335	\$ 154,902	\$ -	\$ 154,902
Capital Acquisitions	50-51-0072-6420	\$ 50,988	\$ 50,652	\$ -	\$ 50,652
Total Encina Joint Treatment Facilities Capital Program		\$ 2,453,291	\$ 3,602,800	\$ -	\$ 3,602,800
Recycled Water Projects					
North SD Water Reuse Coalition Project	0328			0%	100%
Direct Labor	50-51-0328-4110	\$ -	\$ 7,000	\$ -	\$ 7,000
Title XVI Funding Effort	50-51-0328-5211	\$ -	\$ 20,000	\$ -	\$ 20,000
Design	50-51-0328-5211	\$ -	\$ -	\$ -	\$ -
District Engineering Services	50-51-0328-5213	\$ -	\$ 5,000	\$ -	\$ 5,000
Legal	50-51-0328-5220	\$ -	\$ 1,000	\$ -	\$ 1,000
Total North SD Water Reuse Coalition Project		\$ -	\$ 33,000	\$ -	\$ 33,000
B1 Force Main - Northern Section Replacement	0367			0%	100%
Direct Labor	50-51-0367-4110	\$ 5,000	\$ 1,000	\$ -	\$ 1,000
Consultant Engineering Services-Design	50-51-0367-5211	\$ 45,000	\$ -	\$ -	\$ -
Office Engineering	50-51-0367-5212	\$ 30,000	\$ 10,000	\$ -	\$ 10,000
Construction Management	50-51-0367-5212	\$ 30,000	\$ 10,000	\$ -	\$ 10,000
District Engineering Services	50-51-0367-5213	\$ -	\$ 5,000	\$ -	\$ 5,000
Permitting/Environmental	50-51-0367-5214	\$ -	\$ -	\$ -	\$ -
Public Outreach	50-51-0367-5216	\$ -	\$ -	\$ -	\$ -
Legal	50-51-0367-5220	\$ -	\$ 500	\$ -	\$ 500
Construction	50-51-0367-6499	\$ 330,000	\$ 110,000	\$ -	\$ 110,000
Total B1 Force Main - Northern Section Replacement		\$ 440,000	\$ 136,500	\$ -	\$ 136,500
Professional Services					
District Engineering Services	50-51-0302-5213	\$ 30,000	\$ 5,000	\$ -	\$ 5,000
Total Professional Services		\$ 30,000	\$ 5,000	\$ -	\$ 5,000
LWD Labor					
Direct Labor	50-51-0499-4110	\$ 194,206	\$ 223,278	\$ -	\$ 223,278
Administration Labor	50-51-0499-6995	\$ 140,121	\$ 159,684	\$ -	\$ 159,684
Total LWD Labor		\$ 334,327	\$ 382,962	\$ -	\$ 382,962
TOTAL CIP PROGRAM		\$ 5,603,418	\$ 7,042,562	\$ 230,025	\$ 6,812,537

Total Direct Labor \$ 288,278
Total District Engineering Services \$ 60,000